







Vasse District Result 2017

Count Status: Results Declared

Count Progress:  88.85%

* This percent will only reach 100% if all eligible electors vote.

Two Candidate Preferred (after full distribution of preferences)		
Candidate	Votes	% Votes
METTAM - LIB	15,429	 64.69%
HARTLEY - ALP	8,421	 35.31%

Results by Candidate			
Candidate	Party	Votes Counted	% Valid Votes
O'CONNELL	GRN	3,297	 13.82%
METTAM	LIB	11,032	 46.25%
GORDON	NAT	4,606	 19.31%
HARTLEY	ALP	4,918	 20.62%
Total Valid Votes		23,853	
Informal		992	
Total		24,845	

Results by Polling Place						
Polling Place	O'CONNELL GRN	METTAM LIB	GORDON NAT	HARTLEY ALP	Informal	Total Votes
Acton Park Hall	29	171	101	28	10	339
Busselton Primary School	133	568	268	266	61	1,296
Busselton Senior High School	280	934	384	556	114	2,268
Cape Naturaliste College	223	827	296	292	80	1,718
Churchill Park Hall	103	358	157	169	48	835
Cowaramup Primary School	268	357	211	186	32	1,054
Dunsborough Hall	130	335	111	104	17	697
Georgiana Molloy Anglican School	71	341	140	132	22	706
Naturaliste Community Centre	403	959	284	350	77	2,073
Rosa Brook Hall	48	70	67	46	14	245
West Busselton Primary School	224	937	324	454	82	2,021
Yallingup Hall	228	329	118	128	24	827
Special Institutions, Hospitals & Remotes	22	97	28	71	13	231
Absent Votes	381	743	276	424	78	1,902
Early Votes (by Post)	215	1,011	399	323	125	2,073
Early Votes (In Person)	538	2,993	1,442	1,389	195	6,557
Provisional Votes	1	2	0	0	0	3
Total Votes	3,297	11,032	4,606	4,918	992	24,845

Distribution of Preferences							
Distribution Level	O'CONNELL GRN	METTAM LIB	GORDON NAT	HARTLEY ALP	Valid Votes	Exhausted	Total Votes
First Preference	3,297	11,032	4,606	4,918	23,853	0	23,853
Distribution 1	-3,297	654	894	1,746	-3	3	0
Progressive Total 1	0	11,686	5,500	6,664	23,850	3	23,853
Distribution 2	0	3,743	-5,500	1,757	0	0	0
Total	0	15,429	0	8,421	23,850	3	23,853