


ABORIGINAL PEOPLE HAD **2.6 TIMES** AS MANY INJURY HOSPITAL ADMISSIONS COMPARED WITH NON-ABORIGINAL PEOPLE



THE TOTAL COST OF INJURY EVENTS WAS **\$9.6 BILLION**



227,000 INJURY EVENTS

- that's an emergency room presentation, hospitalisation or death




TOP THREE FATAL INJURIES

were **falls** (455 fatalities), **self-harm** (339 fatalities) and **transport** (191 fatalities)



77.3%



of injury events resulted in emergency department presentations

MALES ACCOUNTED FOR

59.7% OF INJURY EVENTS



ALCOHOL WAS INVOLVED IN 17.5% OF FATALITIES,

and 32% of emergency department presentations



Western Australians die each day from injuries

The injury rate was highest in the **85+ years age group**

RATES OF INJURY WERE HIGHER IN REGIONAL WA, with the Kimberley, Wheatbelt and Goldfields having rates more than **2x** those in the metropolitan region

REFERENCES:

1. Hendrie D, Miller T, Randall S, Brameld K, Moorin R. Incidence and costs of injury in WA 2012. Perth: Chronic Disease Prevention Directorate Department of Health WA; 2016.



injury matters

Injury Matters is an organisation committed to **making a difference.**
We're **supportive of our people** and **pragmatic in our approach** to
injury prevention in Western Australia.

OUR VALUES

- ✓ Knowledge through diversity of people and skills
- ✓ Genuine in our intent to have a **positive impact**
- ✓ **Inquisitive & brave** to innovate
- ✓ Considered in our approach through **evidence and experience**
- ✓ Working with **purpose and empathy** to achieve better outcomes for people



OUR VISION

Safer people and *places.*

For over 26 years, we have worked to prevent injury and support recovery within the

wa community

OUR PURPOSE


To prevent and reduce the impact of injury and support those affected.

CONNECT
WITH US

 facebook.com/InjuryMatters

 [@InjuryMatters](https://twitter.com/InjuryMatters)

 injurymatters.org.au

 (08) 6166 7688