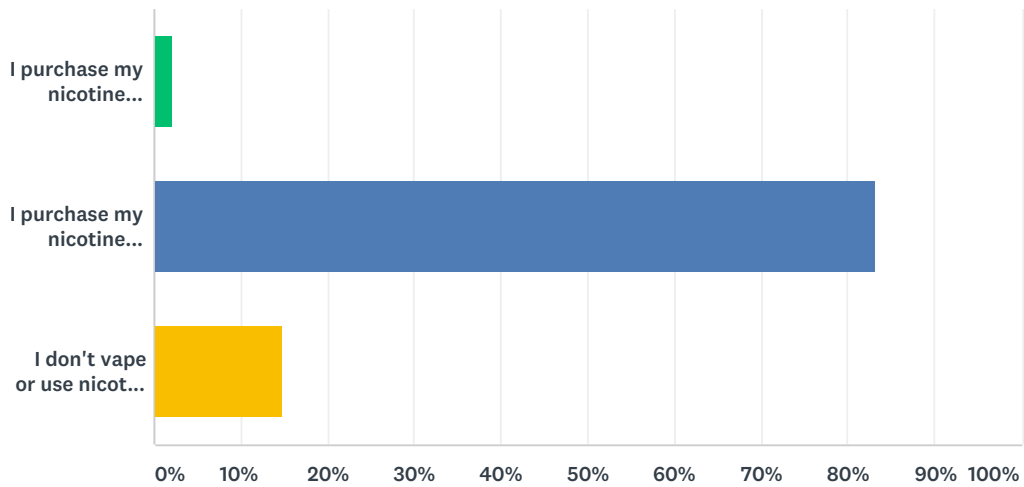


Q1 How do you purchase your vape nicotine liquids (all responses will be kept anonymous)?

Answered: 962 Skipped: 0



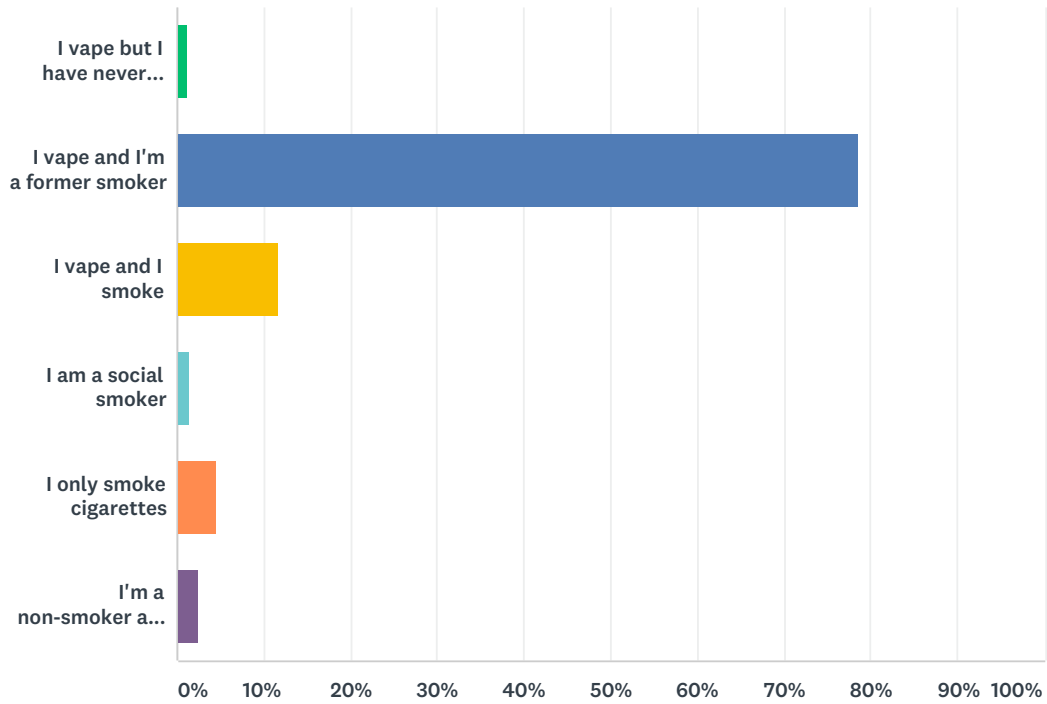
ANSWER CHOICES	RESPONSES	
I purchase my nicotine liquids with a prescription from a GP or doctor	2.08%	20
I purchase my nicotine liquids online without a prescription	83.16%	800
I don't vape or use nicotine in my vape	14.76%	142
TOTAL		962

Q2 In relation to your nicotine purchasing habits, are there any other comments you would like to leave with us?

Answered: 589 Skipped: 373

Q3 Tell us about your vaping and/or smoking habits.

Answered: 962 Skipped: 0



ANSWER CHOICES	RESPONSES	
I vape but I have never smoked cigarettes	1.25%	12
I vape and I'm a former smoker	78.59%	756
I vape and I smoke	11.64%	112
I am a social smoker	1.46%	14
I only smoke cigarettes	4.57%	44
I'm a non-smoker and I have never used a vape	2.49%	24
TOTAL		962

Q4 What is your email address?

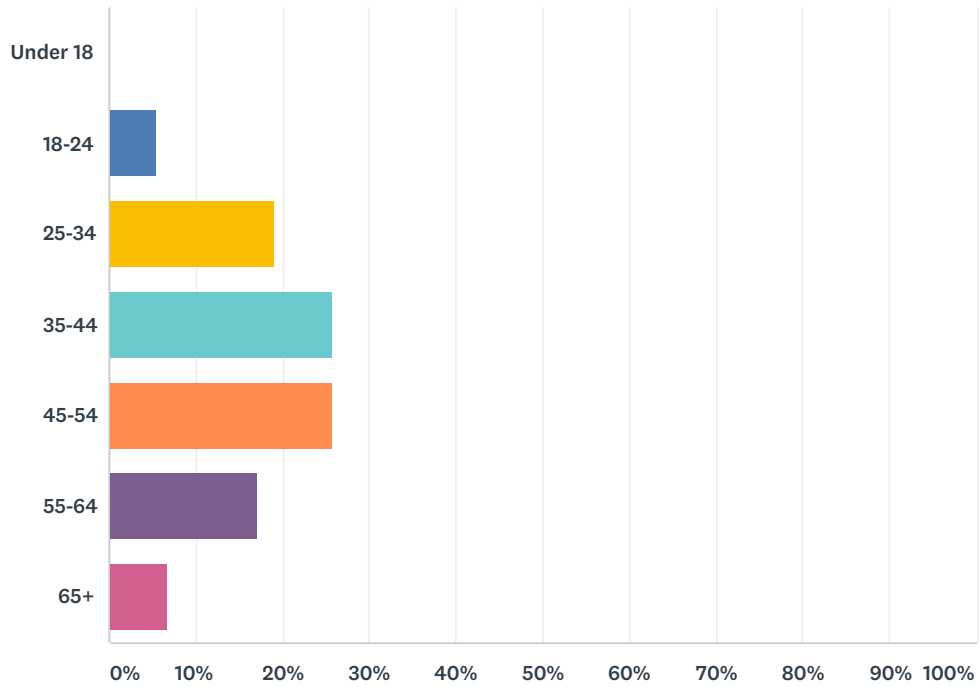
Answered: 850 Skipped: 112

Q5 What is your residential postcode?

Answered: 850 Skipped: 112

Q6 Which of the following age groups do you fall into?

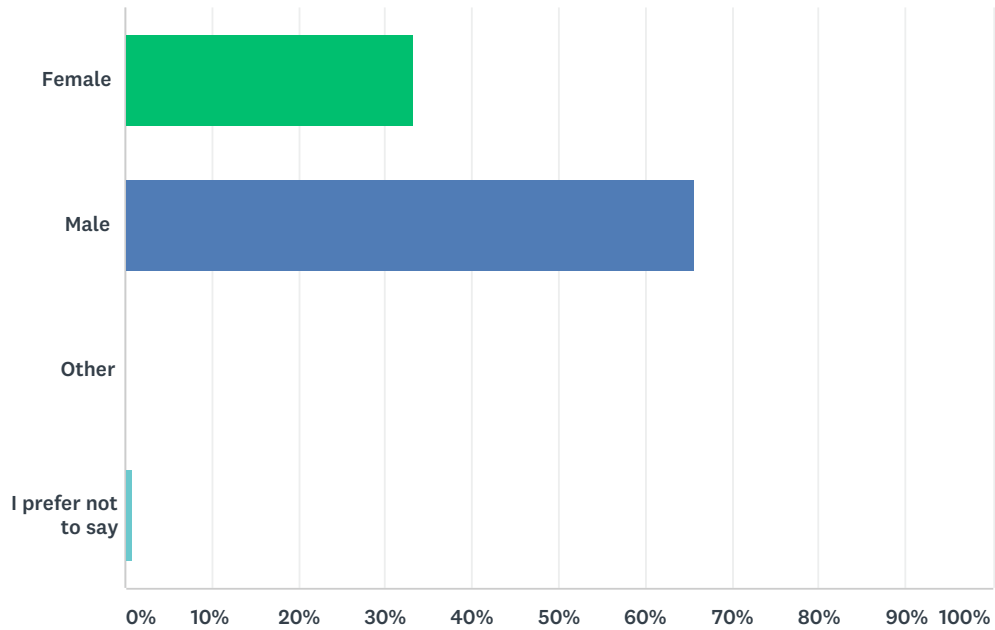
Answered: 850 Skipped: 112



ANSWER CHOICES	RESPONSES	
Under 18	0.24%	2
18-24	5.53%	47
25-34	18.94%	161
35-44	25.76%	219
45-54	25.76%	219
55-64	17.06%	145
65+	6.71%	57
TOTAL		850

Q7 What gender are you?

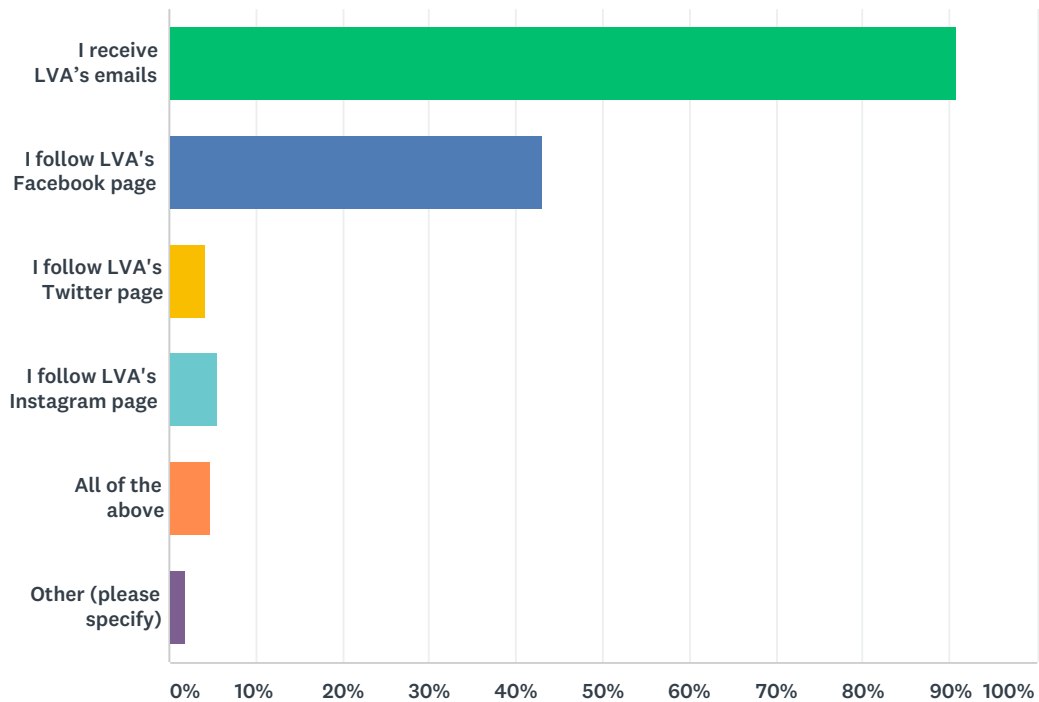
Answered: 850 Skipped: 112



ANSWER CHOICES	RESPONSES	
Female	33.29%	283
Male	65.65%	558
Other	0.12%	1
I prefer not to say	0.94%	8
TOTAL		850

Q8 How do you follow Legalise Vaping Australia (LVA)? Tick all that apply.

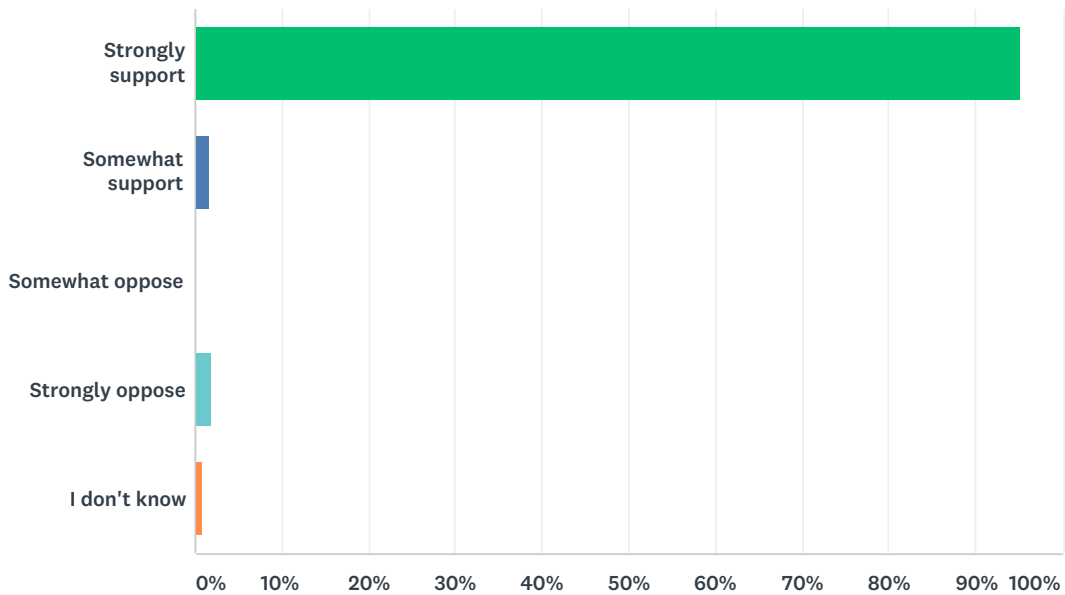
Answered: 846 Skipped: 116



ANSWER CHOICES	RESPONSES	
I receive LVA's emails	90.78%	768
I follow LVA's Facebook page	43.14%	365
I follow LVA's Twitter page	4.26%	36
I follow LVA's Instagram page	5.67%	48
All of the above	4.73%	40
Other (please specify)	1.89%	16
Total Respondents: 846		

Q9 To what extent do you support or oppose the legalisation of the sale and purchase of personal vaporisers (vapes) or e-cigarettes in Australia?

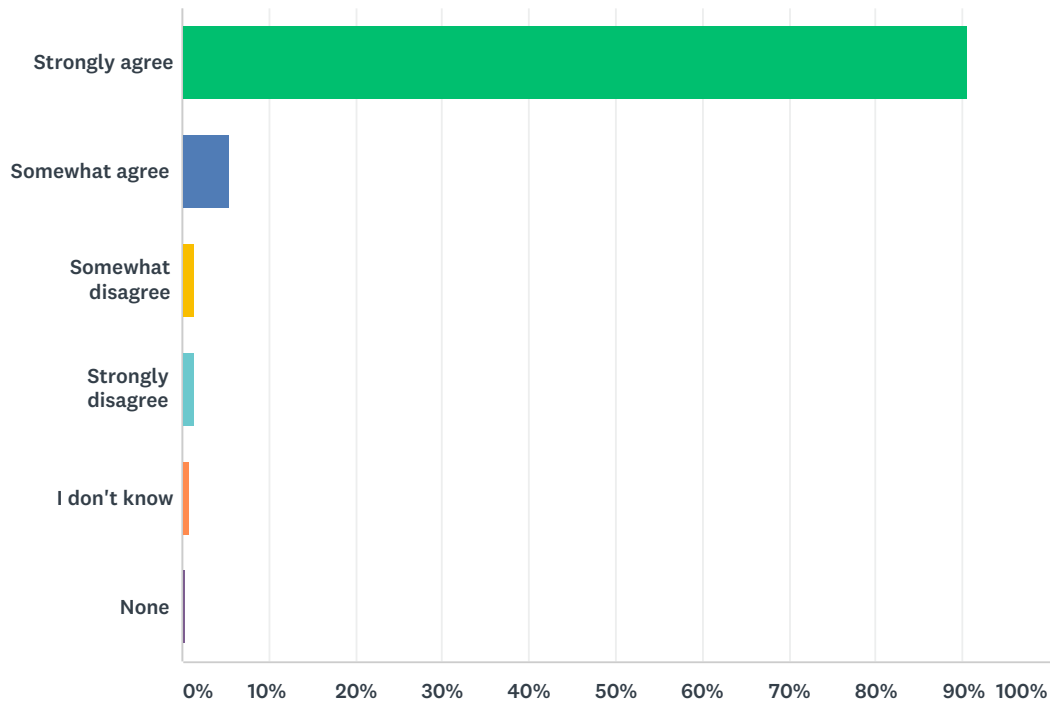
Answered: 845 Skipped: 117



ANSWER CHOICES	RESPONSES	
Strongly support	95.27%	805
Somewhat support	1.78%	15
Somewhat oppose	0.24%	2
Strongly oppose	1.89%	16
I don't know	0.83%	7
TOTAL		845

Q10 Some people have said smokers in Australia need more help to quit apart from currently available options like NRT products (nasal sprays, chewing gum, patches), helplines, and so on. To what extent do you agree or disagree?

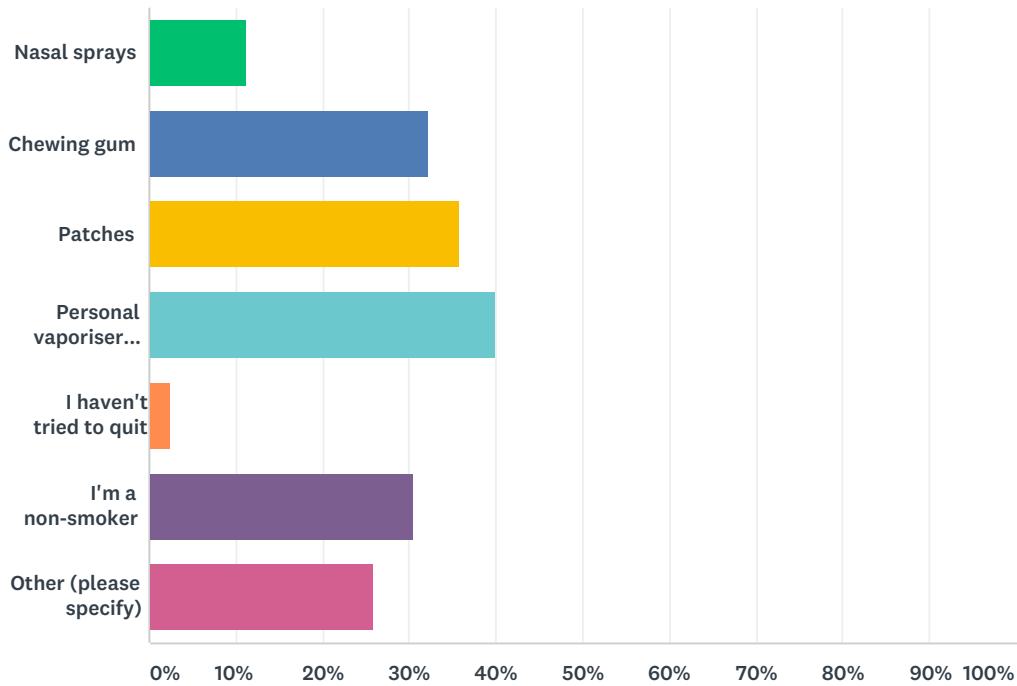
Answered: 845 Skipped: 117



ANSWER CHOICES	RESPONSES	
Strongly agree	90.53%	765
Somewhat agree	5.44%	46
Somewhat disagree	1.42%	12
Strongly disagree	1.42%	12
I don't know	0.83%	7
None	0.36%	3
TOTAL		845

Q11 If you currently smoke cigarettes and have tried unsuccessfully to quit, which Nicotine Replacement Therapy (NRT) products have you tried using to help you quit? Tick all that apply.

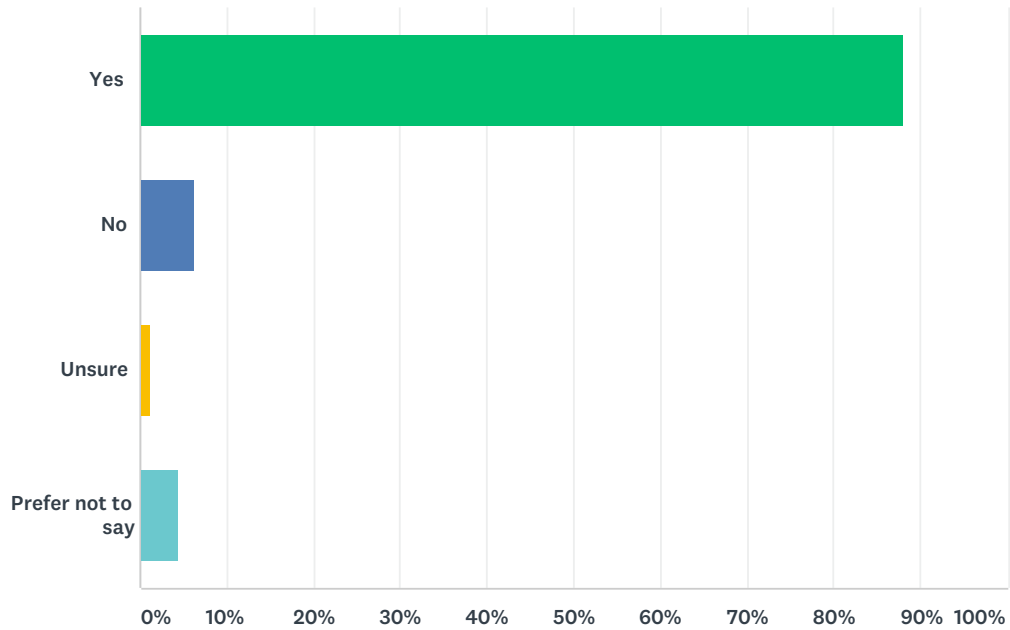
Answered: 842 Skipped: 120



ANSWER CHOICES	RESPONSES	
Nasal sprays	11.40%	96
Chewing gum	32.19%	271
Patches	35.75%	301
Personal vaporiser (vape) or e-cigarette	39.90%	336
I haven't tried to quit	2.49%	21
I'm a non-smoker	30.64%	258
Other (please specify)	25.89%	218
Total Respondents: 842		

Q12 Are you enrolled to vote in Australian State and Federal elections?

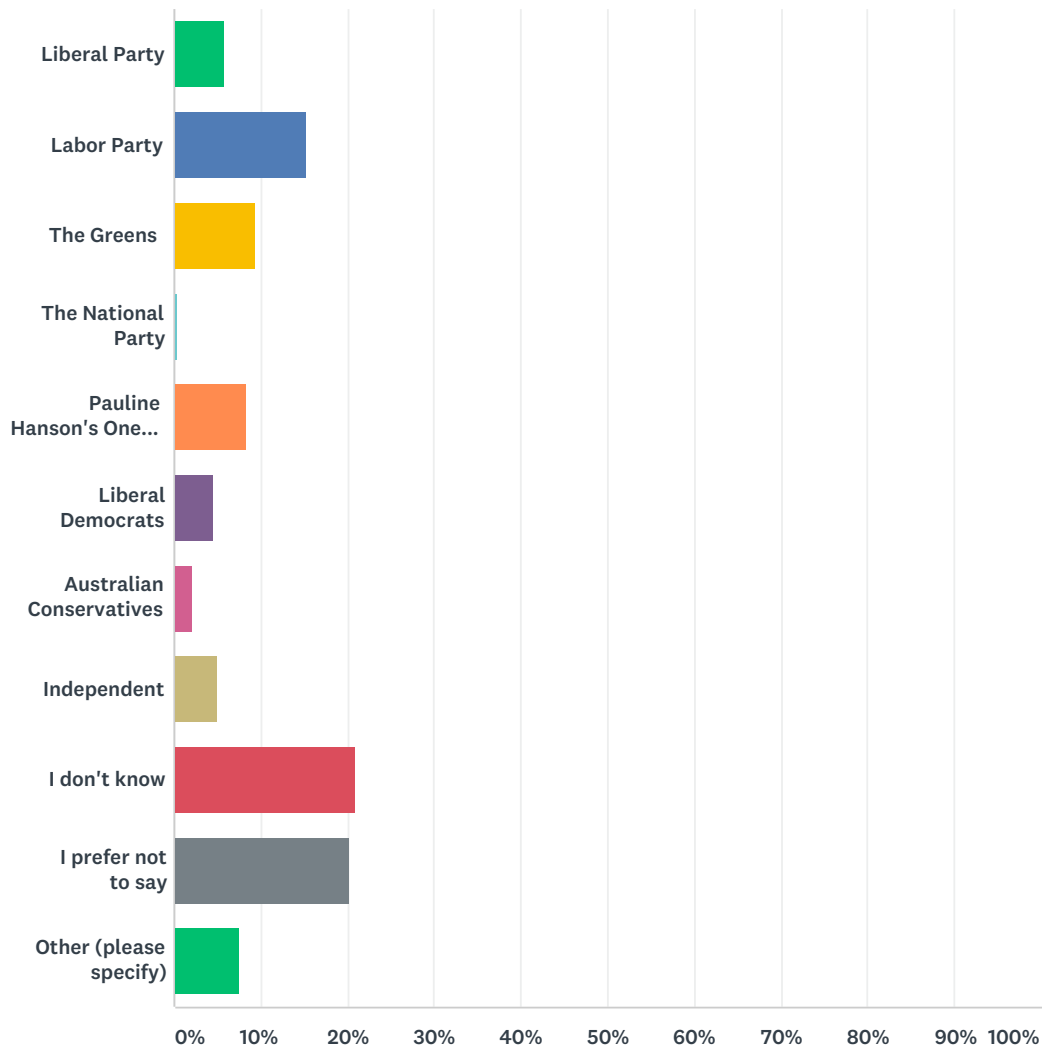
Answered: 839 Skipped: 123



ANSWER CHOICES	RESPONSES	
Yes	88.08%	739
No	6.32%	53
Unsure	1.19%	10
Prefer not to say	4.41%	37
TOTAL		839

Q13 If a State and/or Federal election were being held today which of the following parties would you give your first preference vote to?

Answered: 839 Skipped: 123



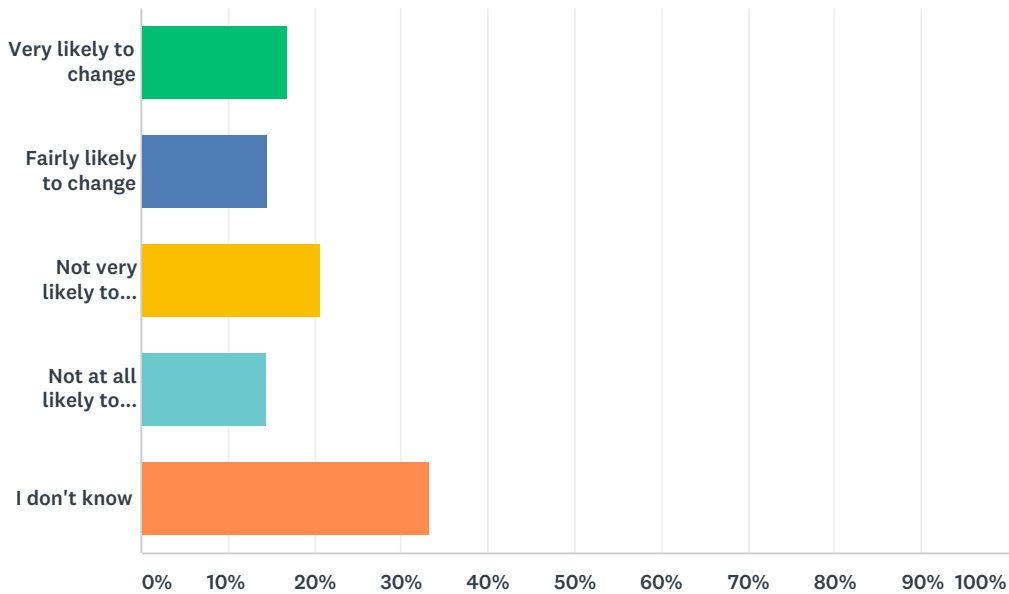
ANSWER CHOICES	RESPONSES	
Liberal Party	5.84%	49
Labor Party	15.38%	129
The Greens	9.42%	79
The National Party	0.48%	4
Pauline Hanson's One Nation	8.46%	71
Liberal Democrats	4.53%	38
Australian Conservatives	2.03%	17
Independent	5.01%	42
I don't know	20.98%	176

Legalise Vaping Australia March 2019 Survey

I prefer not to say	20.38%	171
Other (please specify)	7.51%	63
TOTAL		839

Q14 Thinking again about the first preference nominated in the previous question if a State and/or Federal election was being held today. How likely is it that you would change your mind and vote for a different party at the next Federal election?

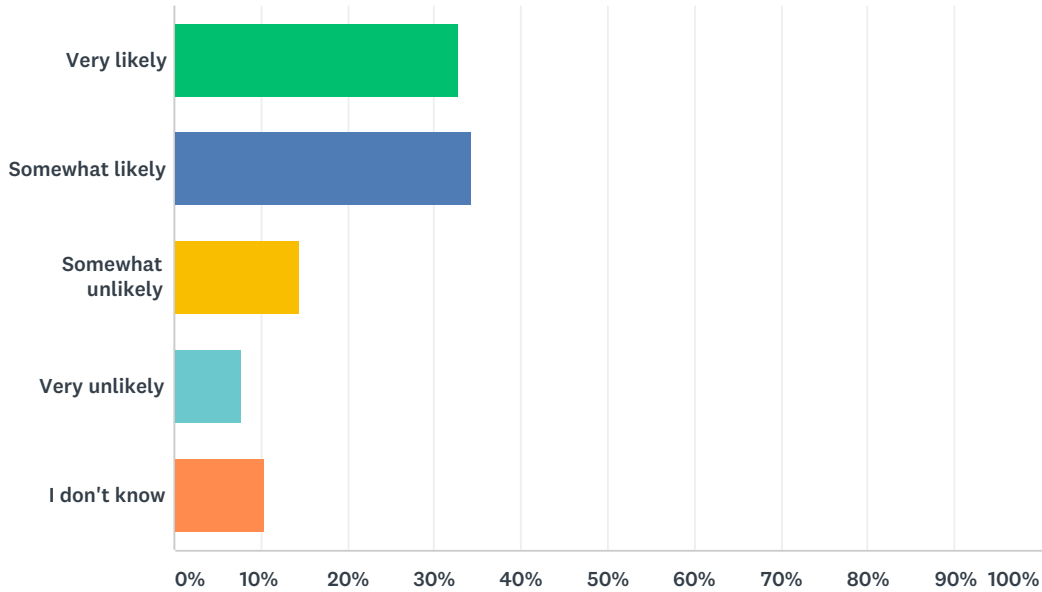
Answered: 839 Skipped: 123



ANSWER CHOICES	RESPONSES	
Very likely to change	17.04%	143
Fairly likely to change	14.66%	123
Not very likely to change	20.62%	173
Not at all likely to change	14.42%	121
I don't know	33.25%	279
TOTAL		839

Q15 Sometimes when people are interested in an issue they take action to support it, such as attending events or rallies, volunteering, and so on. How likely are you to take action to support the campaign in the future?

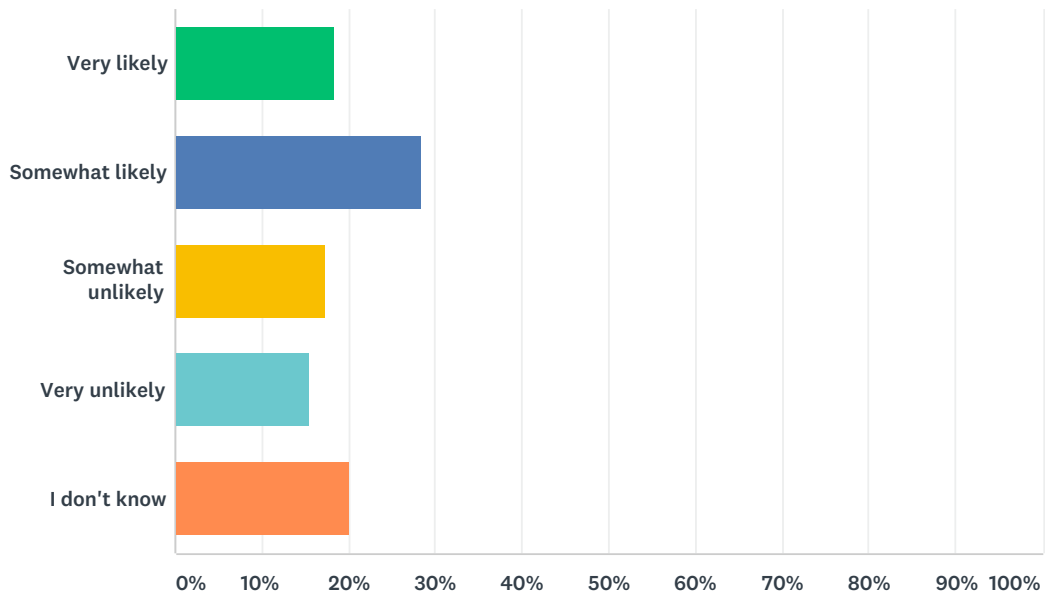
Answered: 833 Skipped: 129



ANSWER CHOICES	RESPONSES
Very likely	32.89% 274
Somewhat likely	34.21% 285
Somewhat unlikely	14.53% 121
Very unlikely	7.80% 65
I don't know	10.56% 88
TOTAL	833

Q16 In the future, how likely are you to support Legalise Vaping Australia financially via a donation?

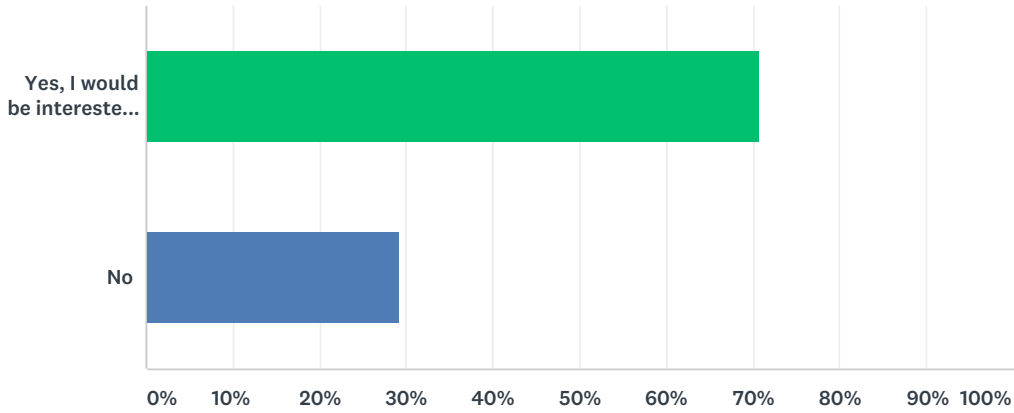
Answered: 830 Skipped: 132



ANSWER CHOICES	RESPONSES	
Very likely	18.43%	153
Somewhat likely	28.55%	237
Somewhat unlikely	17.35%	144
Very unlikely	15.54%	129
I don't know	20.12%	167
TOTAL		830

Q17 From time to time, we ask voters to send emails to State and Federal MPs. Would you be interested in contacting your local MP to tell them your vaping story?

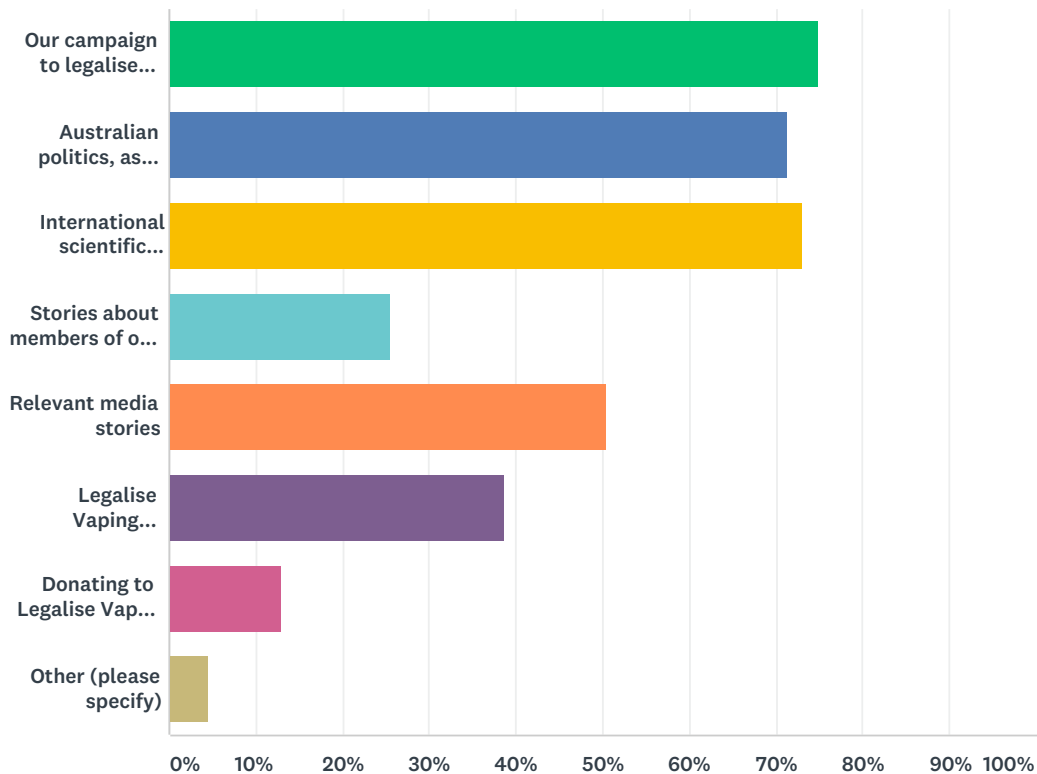
Answered: 822 Skipped: 140



ANSWER CHOICES	RESPONSES	
Yes, I would be interested in contacting my local MP	70.68%	581
No	29.32%	241
TOTAL		822

Q18 What sort of information do you want to hear from us about? Tick all that apply.

Answered: 822 Skipped: 140



ANSWER CHOICES	RESPONSES
Our campaign to legalise vaping in Australia	74.94% 616
Australian politics, as it relates to legalising vaping	71.41% 587
International scientific research that supports vaping as less harmful than smoking, or that it's a useful pathway to help smokers quit	73.11% 601
Stories about members of our community	25.55% 210
Relevant media stories	50.36% 414
Legalise Vaping Australia blog updates	38.69% 318
Donating to Legalise Vaping Australia to support the campaign	13.02% 107
Other (please specify)	4.50% 37
Total Respondents: 822	

Q19 What is your name?

Answered: 809 Skipped: 153

ANSWER CHOICES	RESPONSES	
First name	100.00%	809
Last name	97.40%	788