



THIRTY-EIGHTH PARLIAMENT

**WORK OF THE
LEGISLATIVE COUNCIL IN 2009**

Published by authority of the
Clerk of the Legislative Council of Western Australia

O U R M I S S I O N

To pursue excellence in supporting the Legislative Council.

PRESIDING OFFICER

President of the Legislative Council
Hon Barry House MLC

ACCOUNTABLE AUTHORITY

Department of the Legislative Council

LOCATION

Parliament House
Harvest Terrace
PERTH WA 6000

CONTACT

Telephone: (08) 9222 7222
Facsimile: (08) 9222 7819
Email: council@parliament.wa.gov.au
Web: www.parliament.wa.gov.au

ISBN 978-1-921634-22-2



**DEPARTMENT OF THE
LEGISLATIVE COUNCIL**

**WORK OF THE
LEGISLATIVE COUNCIL IN 2009**

L I S T O F D E F I N E D
T E R M S A N D A C R O N Y M S

Assembly	Legislative Assembly
Clerk	Clerk of the Legislative Council
Committee Office	Legislative Council Committee Office
Council	Legislative Council
Department	Department of the Legislative Council
Procedure Office	Legislative Council Procedure Office
PSD	Parliamentary Services Department
WA	Western Australia

LIST OF FIGURES AND TABLES

Figures

Figure 1: Government Time as a Proportion of Total Time 2005 - 2009.....	5
Figure 2: Comparison of House and Committee Hours 2005 - 2009	5
Figure 3: Days and Hours of Sitting 2005 - 2009.....	6
Figure 4: Total Time and Government Time 2005 - 2009	6
Figure 5: Bills Passed 2005 - 2009	7
Figure 6: Percentage of Bills Initiated by House.....	9
Figure 7: Number of Bills Initiated by House	9

Tables

Table 1: Sitting hours under Rules of the House 2005 - 2009.....	4
--	---

C O N T E N T S

LIST OF DEFINED TERMS AND ACRONYMS

LIST OF FIGURES AND TABLES

CHAPTER 1 INTRODUCTION	1
ABOUT THIS PUBLICATION.....	1
FOCUS ON RESULTS.....	1
FURTHER INFORMATION	1
CHAPTER 2 WORK OF THE LEGISLATIVE COUNCIL CHAMBER.....	3
SIGNIFICANT FACTORS AFFECTING COUNCIL BUSINESS IN 2009.....	3
PASSAGE OF LEGISLATION	7
BILLS CONSIDERED AND PASSED BY THE COUNCIL	7
CHAPTER 3 WORK OF THE LEGISLATIVE COUNCIL COMMITTEE OFFICE 2009.....	11
BACKGROUND	11
NOTE ON STATISTICS AND KEY TO ABBREVIATIONS.....	12
APPENDIX 1 CHAMBER PUBLICATIONS 2009.....	15
CHAMBER PUBLICATIONS	15
TABLED PAPERS 2009	16
TABLED PAPERS 2005-2009	17
QUESTIONS ON NOTICE 2009	18
QUESTIONS ON NOTICE 2005-2009	19
QUESTIONS ON NOTICE NOT ANSWERED WITHIN 9 SITTING DAYS 2009	20
QUESTIONS ON NOTICE NOT ANSWERED WITHIN 9 SITTING DAYS 2005-2009	21
AMENDMENTS CONTAINED IN SUPPLEMENTARY NOTICE PAPERS 2009.....	22
AMENDMENTS CONTAINED IN SUPPLEMENTARY NOTICE PAPERS 2005-2009	23
SETS OF AMENDMENTS CIRCULATED 2005-2009	24
APPENDIX 2 PROCEDURES IN THE HOUSE	25
STATEMENTS BY MINISTERS AND PARLIAMENTARY SECRETARIES 2009	25
STATEMENTS BY MINISTERS AND PARLIAMENTARY SECRETARIES 2005-2009	26
QUESTIONS WITHOUT NOTICE 2009	27
QUESTIONS WITHOUT NOTICE 2005-2009.....	28
MOTIONS 2009	29
URGENCY MOTIONS/NON OFFICIAL BUSINESS 2009.....	30
DISALLOWANCE MOTIONS 2009.....	31
NUMBER OF SPEAKERS DURING ADJOURNMENT DEBATE/MEMBERS' STATEMENTS 2009	32

TIME SPENT IN ADJOURNMENT DEBATE/MEMBERS STATEMENTS 2009.....	33
(HOURS AND MINUTES).....	33
APPENDIX 3 BILLS AND AMENDMENTS	35
BILLS PASSED 2009	35
BILLS THAT DID NOT COMPLETE PASSAGE 2009	37
BILLS PASSED AND LEGISLATION VOLUME COMPARISON 1993-2009.....	39
BILLS PASSED 1997-2009	40
PAGES OF LEGISLATION CONSIDERED 1997-2009	40
BILLS 2005-2009 COMPARISON	41
APPENDIX 4 SITTING SCHEDULE 2009	45
APPENDIX 5 STANDING COMMITTEE STATISTICS 2009 AND COMPARISON: 2005, 2006,	
2007, 2008 AND 2009	47
APPENDIX 6 SELECT COMMITTEE STATISTICS 2009 AND COMPARISON: 2005, 2006,	
2007, 2008 AND 2009	59
APPENDIX 7 TRAVEL STATISTICS 2009 AND COMPARISON: 2005, 2006, 2007, 2008 AND	
2009	65

CHAPTER 1 INTRODUCTION

ABOUT THIS PUBLICATION

The Department of the Legislative Council has compiled these statistics on the operation of the Legislative Council for the information of members and the public. This publication is for the calendar year 2009. The sitting period during 2009 was from 10 March 2009 to 1 December 2009.

This report augments the statistics provided in the Annual Report of the Department of the Legislative Council.¹ The statistical information in this report is based on the calendar year rather than the financial year information contained in the annual report.


The decision to provide statistical information on the basis of a calendar year rather than for each session of Parliament was prompted by the Government's decision not to prorogue the annual sessions of Parliament since 2003. For many years the Houses of Parliament were prorogued in August of each year. Since the decision in 2003, prorogation only occurs prior to the dissolution of the Legislative Assembly in preparation for a State general election. As such, the usual four year parliament will comprise just one session rather than four.

FOCUS ON RESULTS

The Department's mission is to pursue excellence in supporting the Legislative Council. The Department achieves this by providing professional, advisory and administrative support to the members and officers of the Council. The Department's purpose in gathering statistics is to help it provide better and more relevant services to members and the public.

FURTHER INFORMATION

Further information about the work of the Legislative Council is provided in the Department's Annual Business Plan and its Annual Report. Details of proceedings of the House and work of the Council's committees may be found on the Parliament House website. Inquiries regarding the data and information in this publication should be directed to Paul Grant, Clerk Assistant (House).



Mr Malcolm Peacock

Clerk of the Legislative Council

1 July 2010

¹ Annual Reports of the Department of the Legislative Council can be viewed on the Parliament House website at www.parliament.wa.gov.au.

CHAPTER 2 WORK OF THE LEGISLATIVE COUNCIL CHAMBER

This chapter provides data and analysis on the work of the Legislative Council Chamber during 2009, as well as year to year (historical) comparisons. The effect of the different procedural regimes on the work of the House is considered, focussing on the impact on Government business.

More detailed information and data on these matters and other functions of the House is provided in Appendix 1 (Chamber Publications), Appendix 2 (Procedures in the House) and Appendix 3 (Bills and Amendments).

Table 1 provides summary information on the procedural regimes applying since 2005 and the outcomes in terms of sitting times and time devoted to Government business.

SIGNIFICANT FACTORS AFFECTING COUNCIL BUSINESS IN 2009

Rules of the House

In 2009 the Council did not adopt any Sessional or Temporary Orders, but commenced its sittings on 10 March 2009 and operated for the entire year under its Standing Orders. The prevalent trend for the last five years has been for the Legislative Council to alternate between Standing and Sessional Orders, which determines the amount of time allocated to particular matters and the hours and days on which the Council meets. The adoption of different procedural regimes during various periods affects the work of the House and its Committees.

Towards the end of 2009, the Government employed the use of 'Special Adjournments' to achieve an earlier start to sitting times that effectively reflected the longer hours of sitting under Sessional Orders. The Special Adjournments enabled the House to meet at earlier times, but did not go so far as to rearrange the usual business of the House. Where the House, or Government, determined that the House was going to sit later than provided for under the Standing Orders, a suspension of Standing Orders was moved to enable the House to sit beyond a certain time.

On 15 September 2009 the House resolved for the Standing Committee on Procedure and Privileges to undertake a comprehensive review of the Standing Orders of the House with a view to modernising the procedures of the House. The House is likely to see the results of the review and implement certain procedural and regime changes sometime in 2010 following the report of the Standing Committee.

Effect of Different Procedural Orders on Government Business Time

A comparison of times under the Standing Order and Temporary Order regimes devoted to government business indicates that government business time has consistently been higher during periods in which Temporary or Sessional Orders have operated. This pattern is clearly visible in Table 1 and Figure 1.

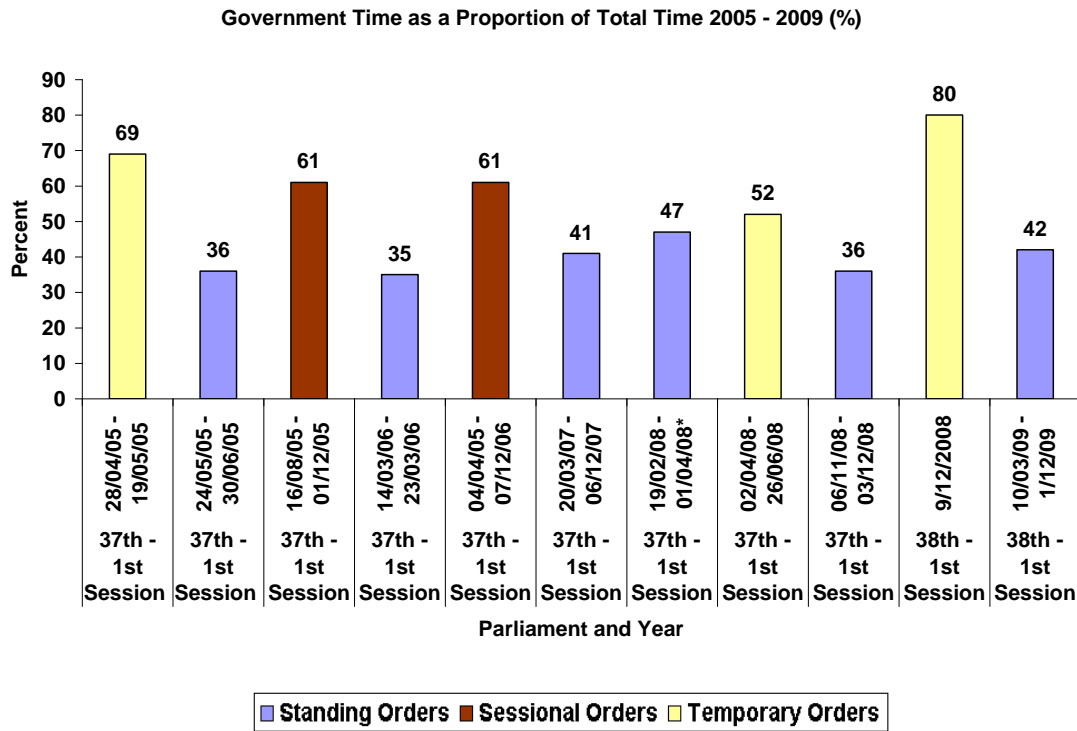
Table 1: Sitting hours under Rules of the House 2005 - 2009

PARLIAMENT/SESSION/YEAR	PERIOD	SITTING DAYS	SITTING HOURS	GOVT. HOURS (APPROX)
37 th Parliament - 1 st Session under Standing Orders (2005)	29/03/05 - 27/04/05	8	34	12
37 th Parliament - 1 st Session under Temporary Order (2005)	27/04/05 - 19/05/05	9	74	51
37 th Parliament - 1 st Session under Standing Orders (2005)	24/05/05 - 30/06/05	9	44	16
37 th Parliament - 1 st Session under Sessional Orders MKIII (2005)	16/08/05 - 01/12/05	30	190	115
37 th Parliament - 1 st Session under Standing Orders (2006)	14/03/06 - 23/03/06	6	31	11
37 th Parliament - 1 st Session under Sessional Orders MKIV(2006)	4/04/06 - 7/12/06	59	362	222
37 th Parliament - 1 st Session under Standing Orders (2007)	20/03/07 - 6/12/07	59	301	126
37 th Parliament - 1 st Session under Standing Orders (2008)	19/02/08 - 01/04/08	14*	70	33
37 th Parliament - 1 st Session under Temporary Orders (2008)	02/04/08 - 26/06/08	22	132	69
38 th Parliament - 1 st Session under Standing Orders (2008)	06/11/08 - 03/12/08	9	40	14.5
38 th Parliament - 1 st Session under Temporary Orders (2008)	09/12/08	1	5	4
38 th Parliament - 1 st Session under Standing Orders (2009)	10/03/09 - 1/12/09	61	337	142

Figure 1 overleaf shows Government business time as a proportion of total time under the various procedural regimes in place from 2005-2009. Figure 5 provides details of the total sitting times (days and hours) during approximately the same period.

* Note that 06/05/2008 was a single sitting day under Standing Orders occurring within a period of Temporary Orders. It is included within this period for simplicity of presentation.

Figure 1: Government Time as a Proportion of Total Time 2005 - 2009



House and Committee Hours

The total annual sitting hours of the Chamber and the Council Committees are compared in Figure 2 below.

Figure 2: Comparison of House and Committee Hours 2005 - 2009

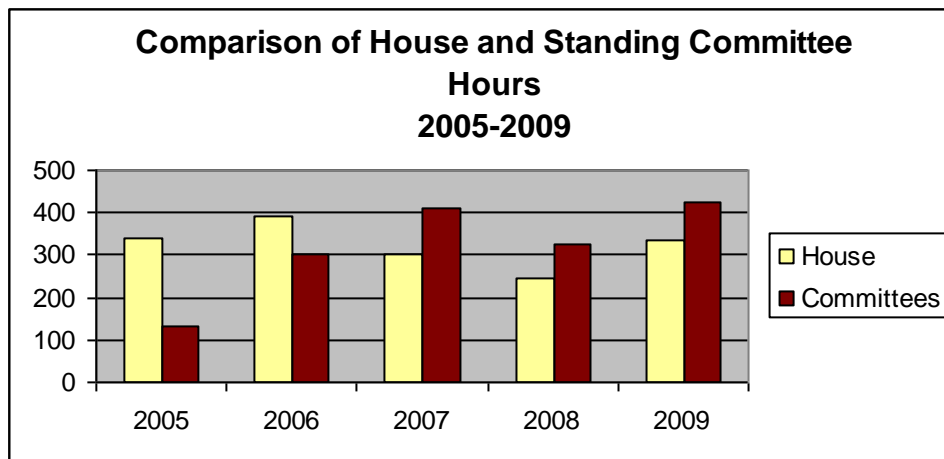


Figure 3: Days and Hours of Sitting 2005 - 2009

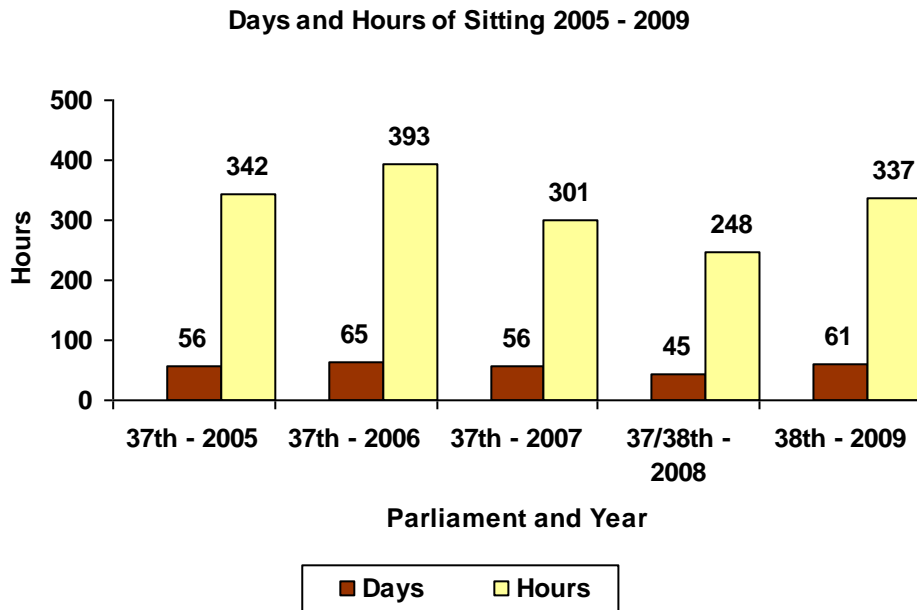
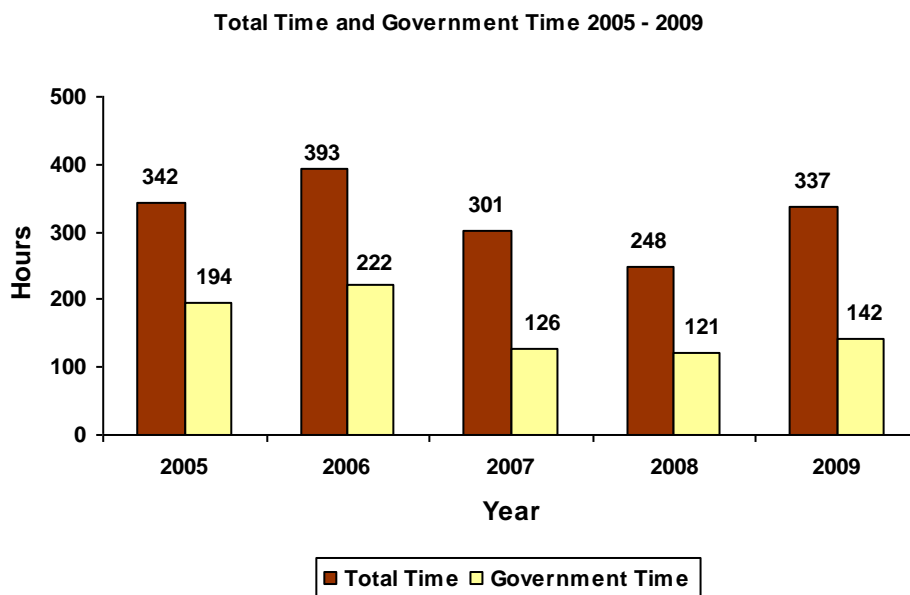


Figure 4 below shows Government business time compared with total sitting time from 2005 to 2009.

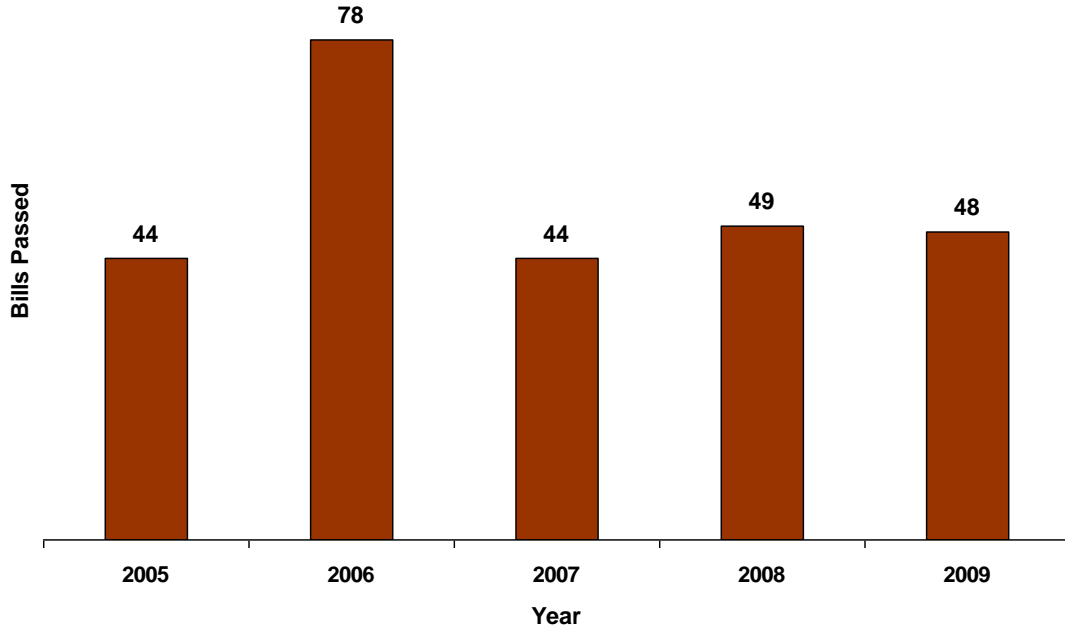
Figure 4: Total Time and Government Time 2005 - 2009



PASSAGE OF LEGISLATION

Figure 5 below shows the number of Bills passed by the Council from 2005 to 2009.

Figure 5: Bills Passed 2005 - 2009



BILLS CONSIDERED AND PASSED BY THE COUNCIL

In 2009 the Council passed 48 Bills, all of which became Acts of Parliament. Of these, the Council amended nine. This measure does not take into account the different total sitting hours from year to year.

Bills Proceeding to Third Reading by Leave

Another indicator of the complexity and contentiousness of bills is the number of bills that avoid the scrutiny in detail of the committee stage of consideration. In 2009, leave was granted on 20 occasions to dispense with the Committee of the Whole stage and to proceed to the Third Reading of the Bill. They were:

- *Acts Amendment (Bankruptcy) Bill 2009;*
- *Acts Amendment (Weapons) Bill 2009;*
- *Appropriation (Consolidated Account) Capital 2009-10 Bill 2009;*
- *Appropriation (Consolidated Account) Recurrent 2009-10 Bill 2009;*
- *Bookmakers Betting Levy Amendment Bill 2009;*
- *Building and Construction Industry Training Fund and Levy Collection Amendment Bill 2009;*
- *Busselton Water Board (Supply of Water to Dunsborough) Bill 2009;*
- *Fish Resources Management Amendment Bill 2009;*
- *Fisheries Adjustment Schemes Amendment Bill 2009;*

- *Higher Education Amendment Bill 2009;*
- *Mines Safety and Inspection Amendment Bill 2009;*
- *Occupational Safety and Health Legislation Amendment Bill 2009;*
- *Prisoners (Interstate Transfer) Amendment Bill 2009;*
- *Racing and Wagering Legislation Amendment Bill 2009;*
- *Racing Bets Levy Bill 2009;*
- *Revenue Laws Amendment Bill (No. 3) 2008;*
- *Statutes (Repeals and Miscellaneous Amendments) Bill 2008;*
- *Transfer of Incorporation (HBF and HIF) Bill 2009;*
- *Valuation of Land Amendment (Assessed Value) Bill 2009; and*
- *Veterinary Surgeons Amendment Bill 2009.*

Leave was granted on a further 14 occasions to proceed to the Third Reading of the Bill on the same sitting day as the Committee of the Whole stage was concluded. The Bills were:

- *Arson Legislation Amendment Bill 2009;*
- *Co-operatives Bill 2009;*
- *Criminal Code Amendment Bill (No. 2) 2009;*
- *Fines, Penalties and Infringement Notices Enforcement Amendment (Compensation) Bill 2008;*
- *Land Administration Amendment Bill 2009;*
- *Loan Bill 2009;*
- *Local Government Amendment (Elections) Bill 2009;*
- *Major Events (Aerial Advertising) Bill 2009;*
- *National Gas Access (WA) Bill 2008;*
- *Road Traffic Legislation Amendment (Registration Labels) Bill 2009;*
- *Royalties for Regions Bill 2009;*
- *Sentence Administration (Interstate Transfer of Community Based Sentences) Bill 2009;*
- *Treasurer's Advance Authorisation Bill 2009; and*
- *Waste Avoidance and Resource Recovery Amendment Bill 2009.*

Initiation of Bills

Figure 6 overleaf shows the percentage of Bills initiated in the Council and the Assembly from 2005 as a proportion of total Bills introduced. 2009 saw an increase in this figure, partially due to the introduction of a number of private members' bills and a change in Government.

Figure 6: Percentage of Bills Initiated by House

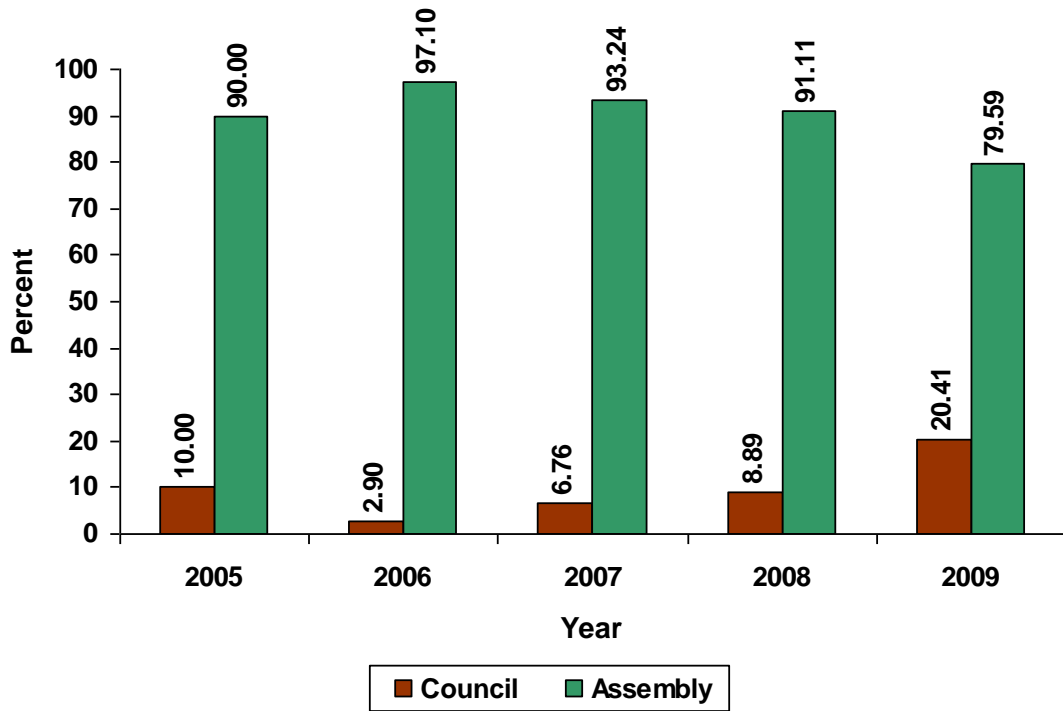
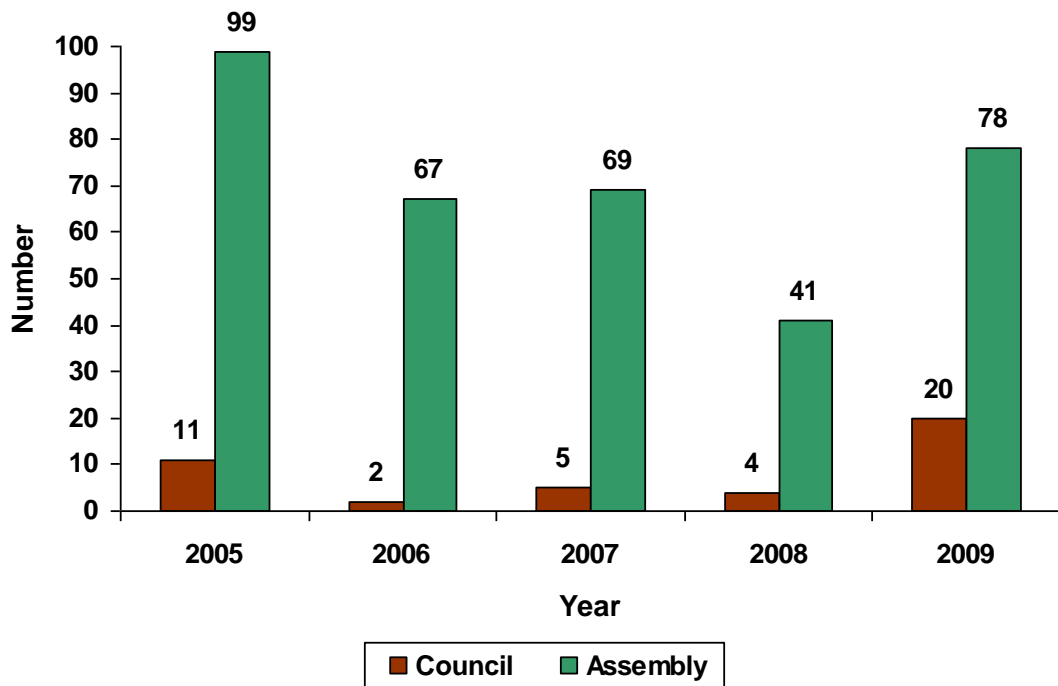


Figure 7: Number of Bills Initiated by House



CHAPTER 3 WORK OF THE LEGISLATIVE COUNCIL COMMITTEE OFFICE 2009

BACKGROUND

The Legislative Council Committee Office

The primary goal of the Legislative Council Committee Office (**Committee Office**) is to provide high quality and pro-active advice, research, administrative and executive services to parliamentary committees which are served by the Department of the Legislative Council.

The Committee Office's purpose for gathering statistics is to help it provide better and more relevant services to Members and the public.

The committee system

In 2009, the Committee Office administered five standing committees, two select committees and one joint standing committee, and helped to support the Procedure and Privileges Committee which is mainly serviced by the Clerk's office.

Select Committees

The Committee Office is not funded to support select committees, and servicing these committees impacts on the ability of the office to provide its services to the standing committees.

In 2009, two select committee reports were tabled in the House. The *Select Committee into the Appropriateness of Powers and Penalties for Breaches of Parliamentary Privilege and Contempts of Parliament*, and the *Select Committee into the Police Raid on The Sunday Times* had ceased to exist upon prorogation on 7 August 2008. However, both of these Committees were reinstated when Parliament returned after the election on 6 November 2008. They continued their work into 2009 and tabled their reports - the *Select Committee into the Police Raid on The Sunday Times* on 9 April 2009, and the *Select Committee into the Appropriateness of Powers and Penalties for Breaches of Parliamentary Privilege and Contempts of Parliament* on 7 May 2009.

Statistics for select committees are collected over the 'life' of the committee - not just for the calendar or financial year, and therefore are not strictly comparable to standing committees. For this reason, select committees statistics are treated separately and can be found in Appendix 6.

Reports

The standing committees tabled 37 reports in 2009 equating to an average of almost six reports per committee. Of these, four were annual reports and five overview reports relating to aspects of a committee's terms of reference. Ten of the tabled reports were in relation to bills:

- one by the Legislation Committee; and
- nine by the Uniform Legislation and Statutes Review Committee.

Standing Orders require the Government to respond to a report if it is “*recommending action by, or seeking a response from the Government*”². Responses can be required from multiple Ministers for the one report if the issues covered cross portfolio jurisdictions, which means that the number of responses due or received will not necessarily equate to the number of reports tabled that required them. For this reason, it has been decided to simplify the gathering of the statistics for government responses. Only the number of reports requiring government responses, no matter how many ministers were requested responses from, and the number of government reports for which responses were still outstanding are recorded. In 2009, 12 responses to reports were received and two reports had responses outstanding as at 31 December 2009.

Travel

Committee related travel

The following committee related travel occurred during 2009:

- three Members and two staff of the Public Administration Committee travelled to Kununurra, Broome and Karratha between 1 - 6 November 2009 in relation to the Inquiry into Recreational Activities within Public Drinking Water Source Areas;
- three Members of the Uniform Legislation and Statutes Review Committee travelled to Canberra for the Australian and New Zealand Scrutiny of Legislation Conference between 6 - 8 July 2009;
- seven Members and four staff of the Delegated Legislation Committee travelled to Canberra to attend the Australia and New Zealand Scrutiny of Legislation Conference between 6 - 8 July 2009;
- four Members and two staff of the Environment and Public Affairs Committee travelled to Cairns, Port Stephens and Sydney between 18 - 23 January 2009 in relation to the Inquiry into Municipal Waste Management in Western Australia; and
- three Members and two staff of the Estimates and Financial Operations Committee travelled to New Zealand between 15 - 17 April 2009 to attend the Tenth Biennial Conference of the Australasian Council of Public Accounts Committees.

NOTE ON STATISTICS AND KEY TO ABBREVIATIONS

Delegated Legislation Joint Standing Committee

The Delegated Legislation Committee is treated like other Legislative Council standing committees for the purpose of this report. It is a committee comprising of both Legislative Council and Legislative Assembly Members, administered by the Legislative Council Committee Office.

Procedure and Privileges Committee

The Procedure and Privileges Committee is included in the statistics although its functions are very different to other committees. Whereas most committees may consider matters relating to the scrutiny of executive government and liaise with the public, the Procedure and Privileges Committee mainly considers matters of internal parliamentary administration, particularly the review of parliamentary procedure and privilege.

² See Standing Order 337.

Because of the ad-hoc and specialist nature of its work, the inclusion of the Procedure and Privileges Committee in the statistics tends to bring the overall totals and averages of the statistics down.

It is also of note that this Committee is staffed by the Clerk, Deputy Clerk and Clerk Assistant(s). The Committee Office has provided some administrative assistance as required.

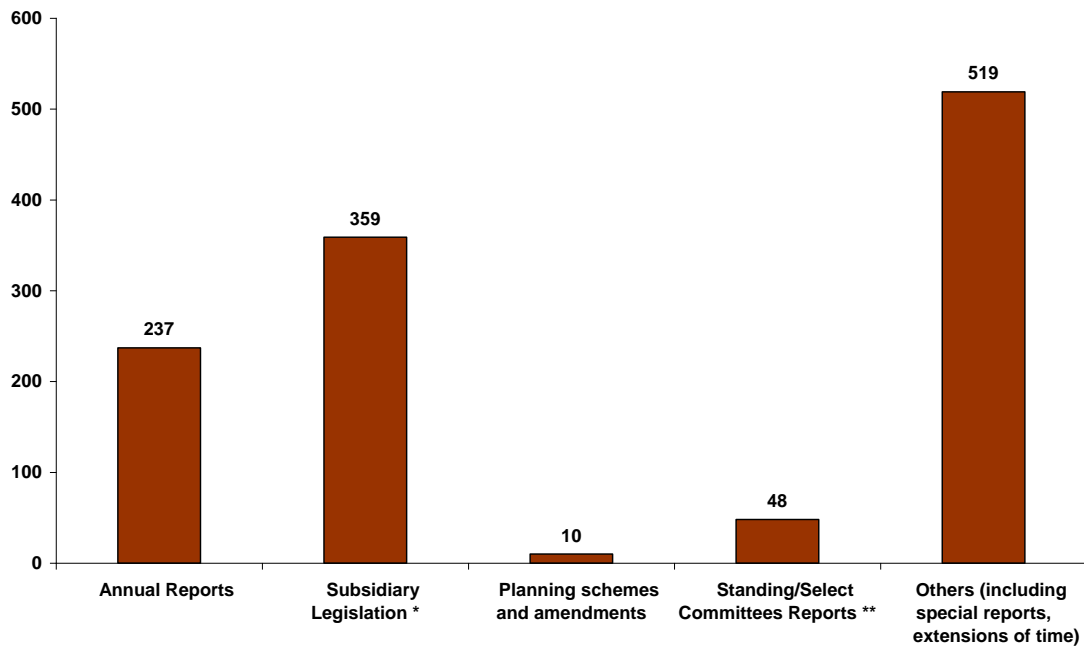
APPENDIX 1 CHAMBER PUBLICATIONS 2009

CHAMBER PUBLICATIONS

Chamber Publications 2009	Number
Weekly Bulletins	19
Business Programs	61
Daily Notice Papers	61
Minutes of Proceedings	61
Tabled Papers Lists	60
Supplementary Notice Papers (Amendments)	40
Questions Book (Questions on Notice)	61

TABLED PAPERS 2009

	2009
Annual Reports	237
Subsidiary Legislation *	359
Planning schemes and amendments	10
Standing / Select Committees Reports **	48
Others (including special reports, extensions of time)	519
TOTAL	1173

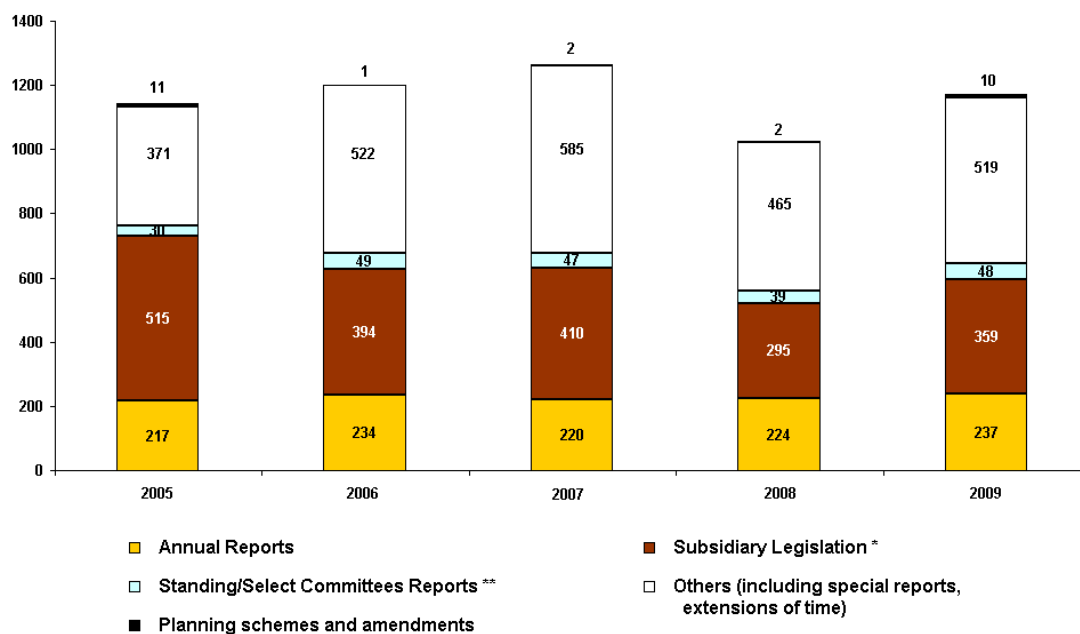


* **Subsidiary Legislation** includes any regulation or other instrument captured within the definition given in the *Interpretation Act 1984*.

** **Committee Reports** includes committees administered by both Houses (Joint Standing Committee on Delegated Legislation; Joint Standing Committee on the Commissioner for Children and Young People, and Joint Standing Committee on the Corruption and Crime Commission). ‘Special Reports’ dealing with procedural matters have been excluded.

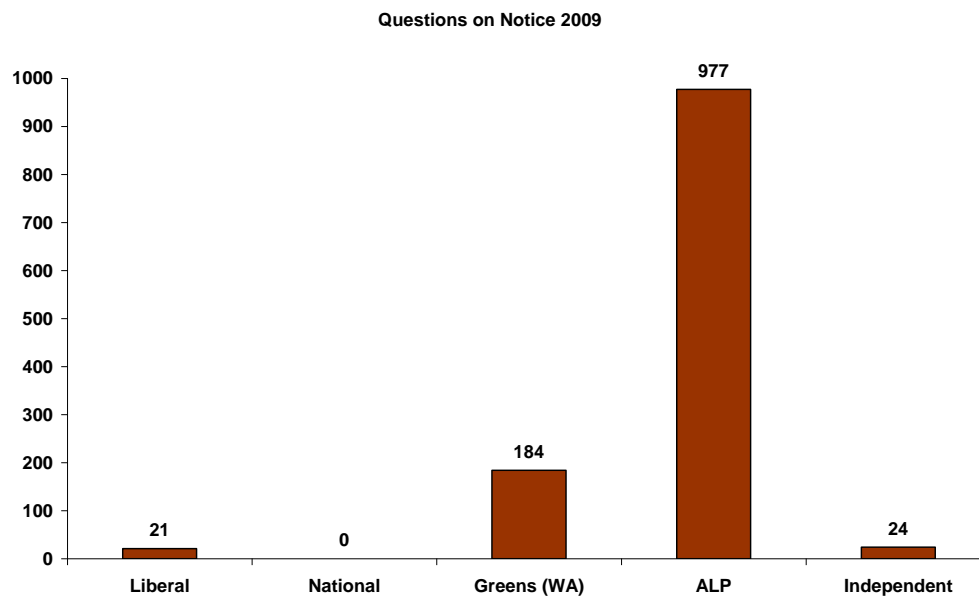
TABLED PAPERS 2005-2009

	2005	2006	2007	2008	2009
Annual Reports	217	234	220	224	237
Subsidiary Legislation *	515	394	410	295	359
Planning schemes and amendments	11	1	2	2	10
Standing / Select Committees Reports **	30	49	47	39	48
Others (including special reports, extensions of time)	371	522	585	465	519
TOTAL	1144	1200	1264	1025	1173



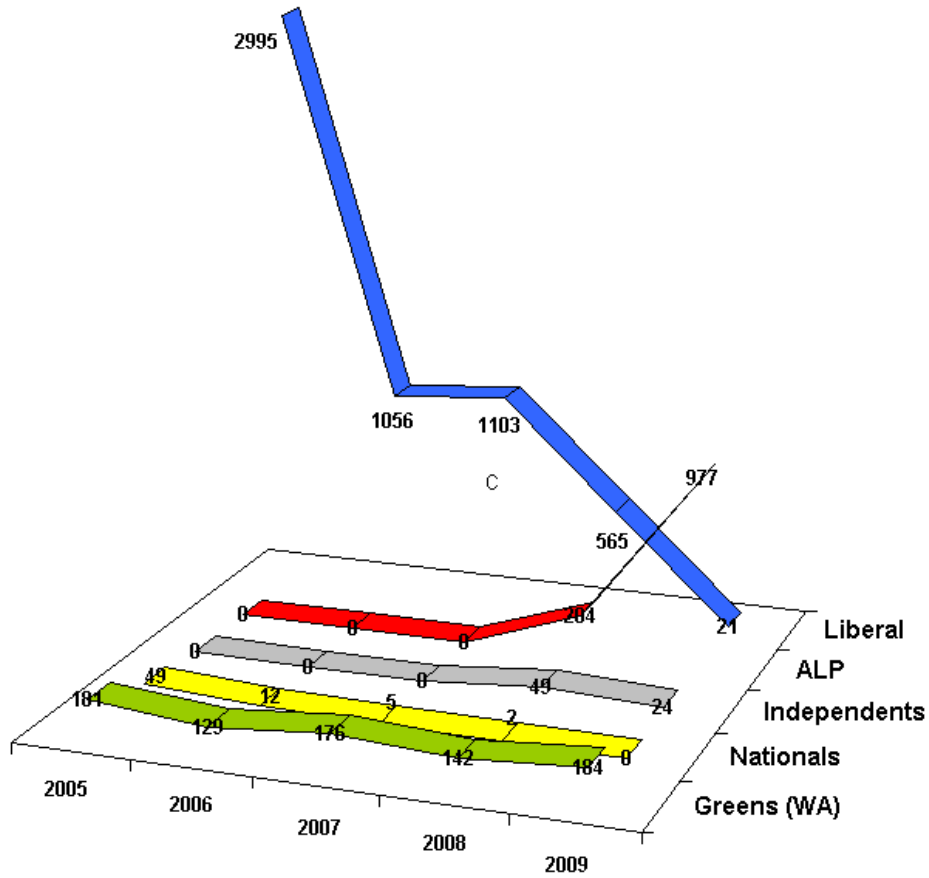
QUESTIONS ON NOTICE 2009

Questions asked by	2009
Liberal	21
National	0
Greens (WA)	184
ALP	977
Independent	24
TOTAL	1206



QUESTIONS ON NOTICE 2005-2009

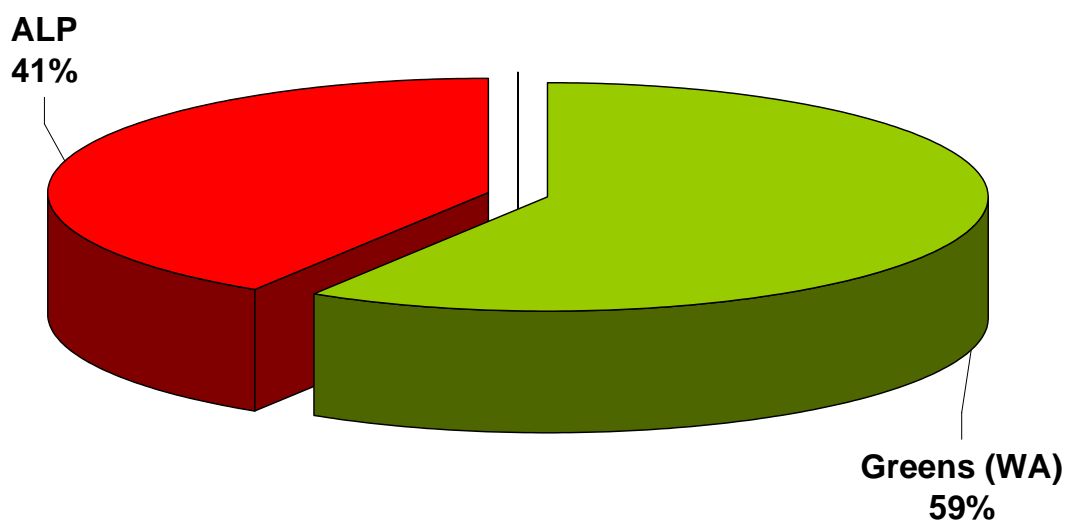
Questions asked by	2005	2006	2007	2008	2009
Liberal	2995	1056	1103	565	21
National	49	12	5	2	0
Greens (WA)	181	129	176	142	184
ALP	0	0	0	204	977
Independent	0	0	0	49	24
TOTAL	3227	1197	1284	962	1206



QUESTIONS ON NOTICE NOT ANSWERED WITHIN 9 SITTING DAYS 2009

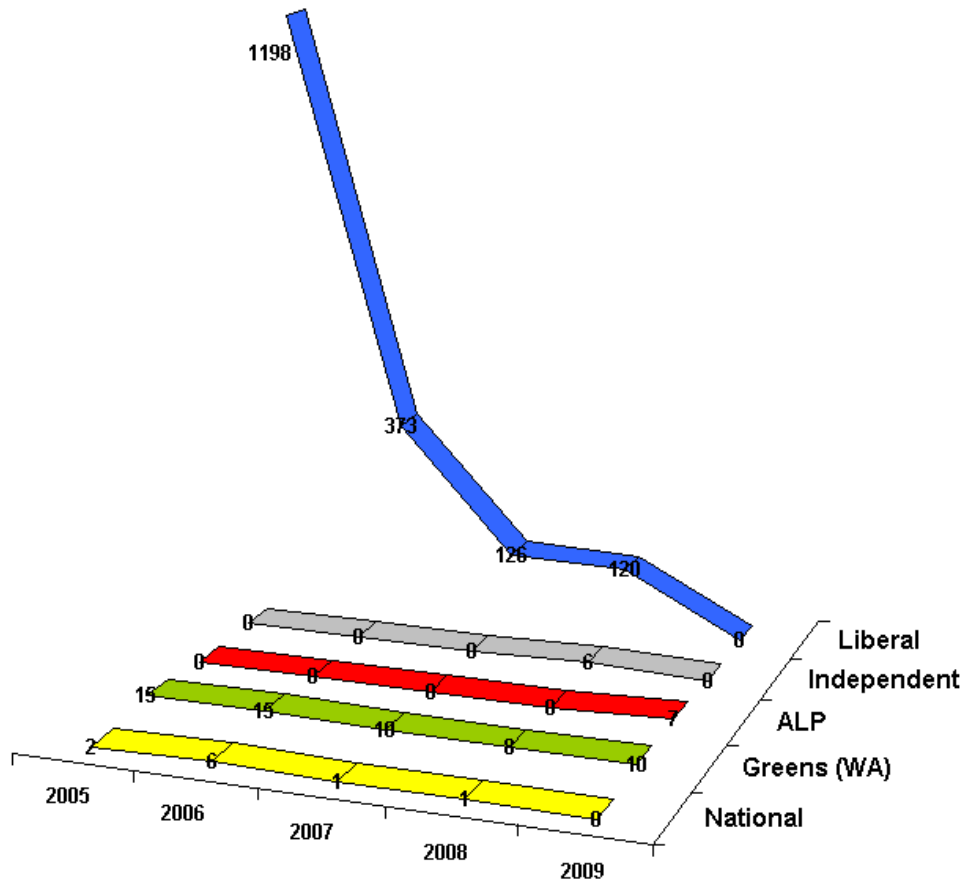
See Standing Order 138(d).

	FEB	MAR	APR	MAY	JUN	AUG	SEP	OCT	NOV	DEC
Liberal	0	0	0	0	0	0	0	0	0	0
National	0	0	0	0	0	0	0	0	0	0
Greens (WA)	0	0	0	0	0	0	3	0	3	4
ALP	0	0	0	0	0	0	4	0	0	3
Independent	0	0	0	0	0	0	0	0	0	0
TOTAL	0	0	0	0	0	0	7	0	3	7



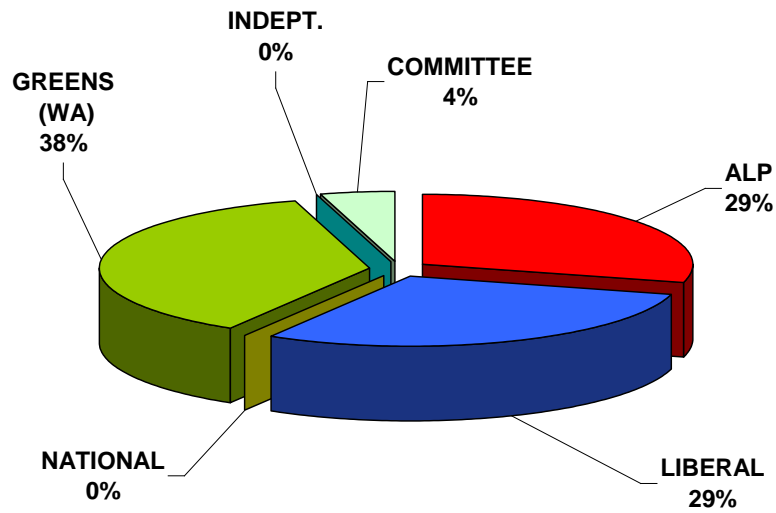
QUESTIONS ON NOTICE NOT ANSWERED WITHIN 9 SITTING DAYS 2005-2009

Questions asked by	2005	2006	2007	2008	2009
Liberal	1198	373	126	120	0
National	2	6	1	1	0
Greens (WA)	15	15	10	8	10
ALP	0	0	0	0	7
Independent	0	0	0	6	0
TOTAL	1207	394	137	135	17



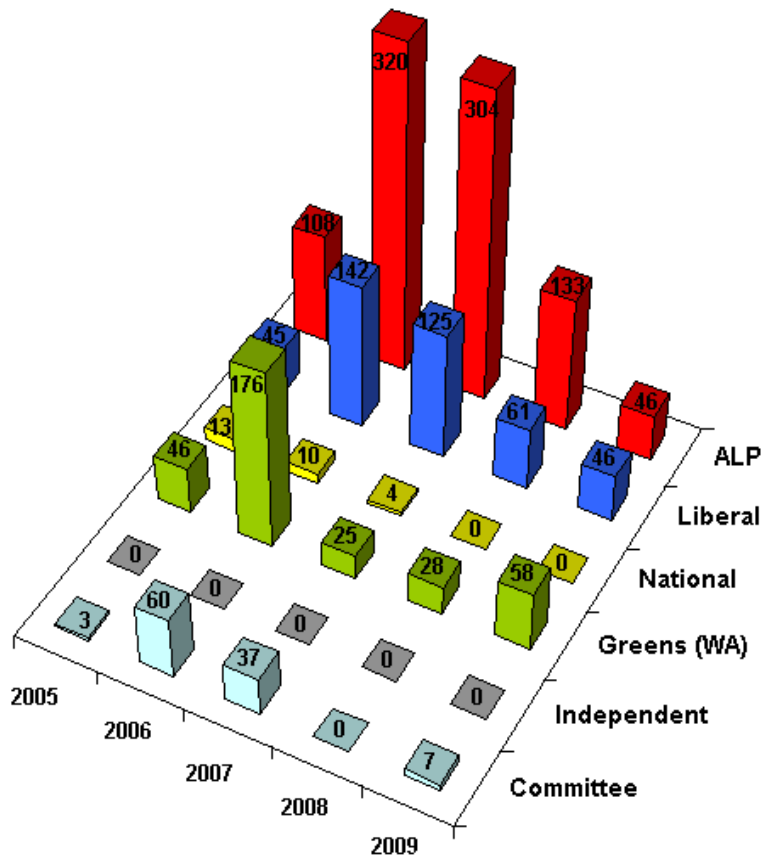
AMENDMENTS CONTAINED IN SUPPLEMENTARY NOTICE PAPERS 2009

ALP	Liberal	National	Greens (WA)	Independent	Committee	TOTAL
46	46	0	58	0	7	157



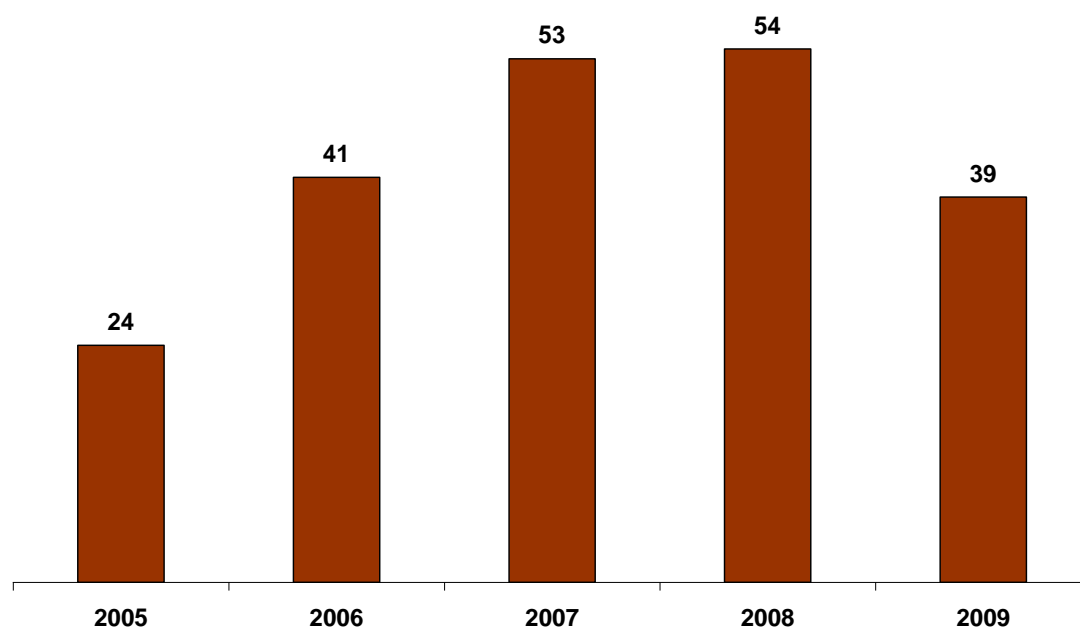
AMENDMENTS CONTAINED IN SUPPLEMENTARY NOTICE PAPERS 2005-2009

	2005	2006	2007	2008	2009
ALP	108	320	304	133	46
Liberal	45	142	125	61	46
National	13	10	4	0	0
Greens (WA)	46	176	25	28	58
Independent	0	0	0	0	0
Committee	3	60	37	0	7
TOTAL	215	708	495	222	157



SETS OF AMENDMENTS CIRCULATED 2005-2009

YEAR	SETS OF AMENDMENTS CIRCULATED *
2005	24
2006	41
2007	53
2008	54
2009	39

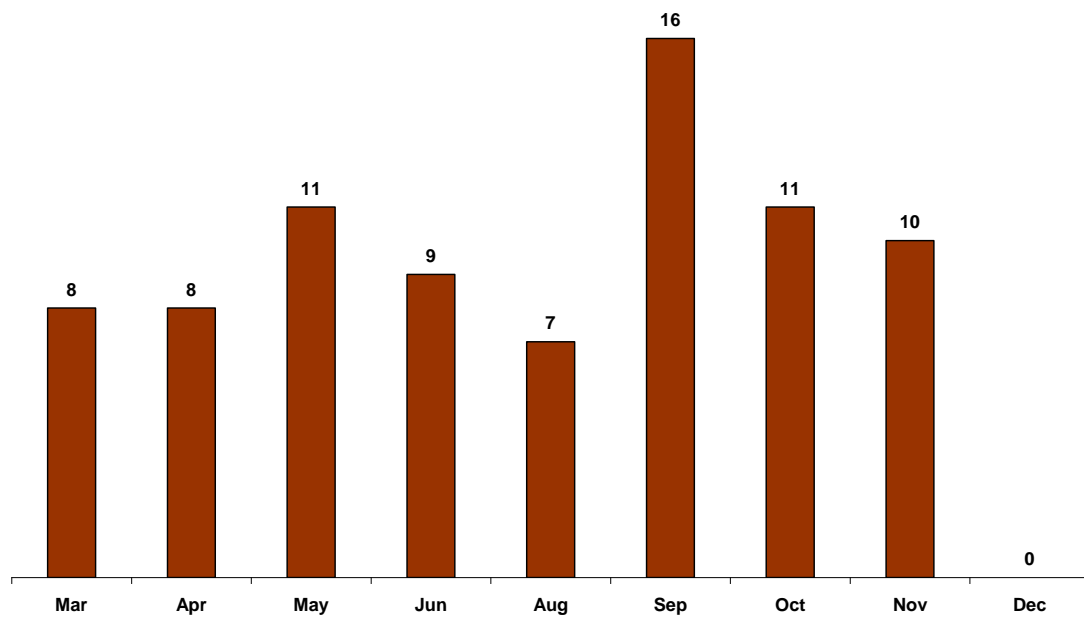


* *Sets of Amendments Circulated* refers to the number of Supplementary Notice Papers issued containing proposed amendments to various bills.

APPENDIX 2 PROCEDURES IN THE HOUSE

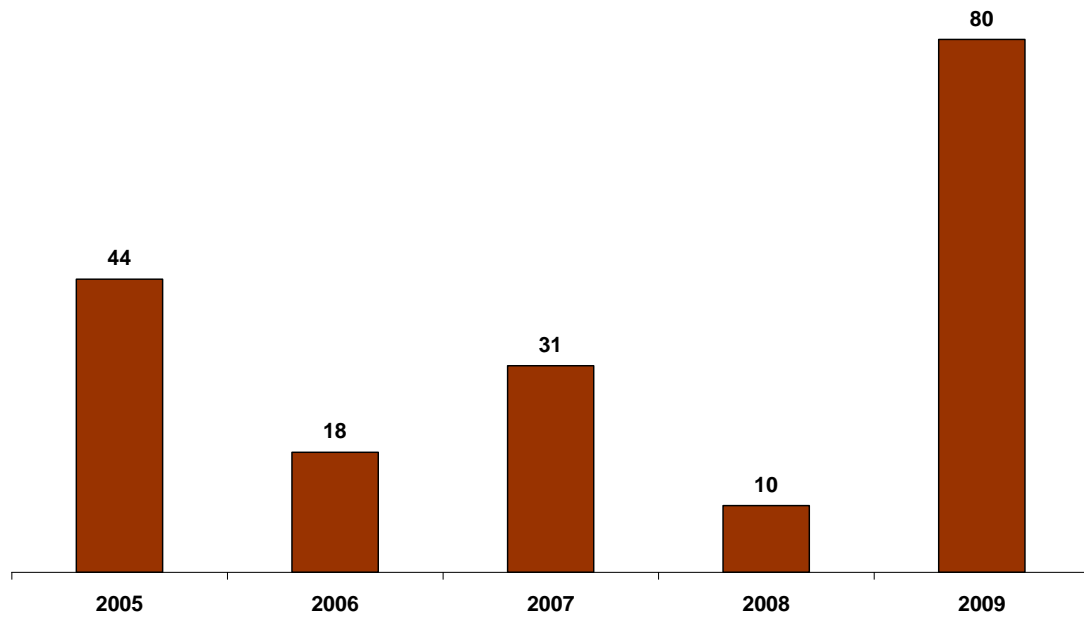
STATEMENTS BY MINISTERS AND PARLIAMENTARY SECRETARIES 2009

Statements by Ministers and Parliamentary Secretaries 2009								
MAR	APR	MAY	JUN	AUG	SEP	OCT	NOV	DEC
8	8	11	9	7	16	11	10	0



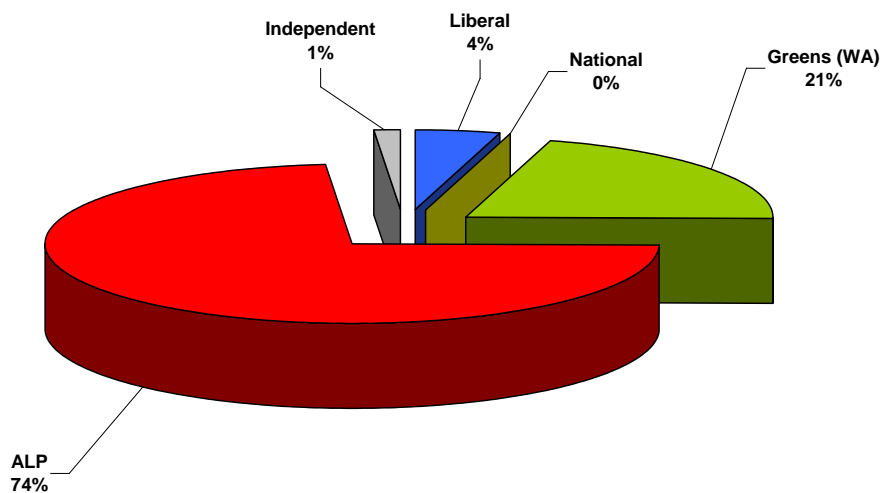
STATEMENTS BY MINISTERS AND PARLIAMENTARY SECRETARIES 2005-2009

Statements by Ministers and Parliamentary Secretaries 2005-2009				
2005	2006	2007	2008	2009
44	18	31	10	80



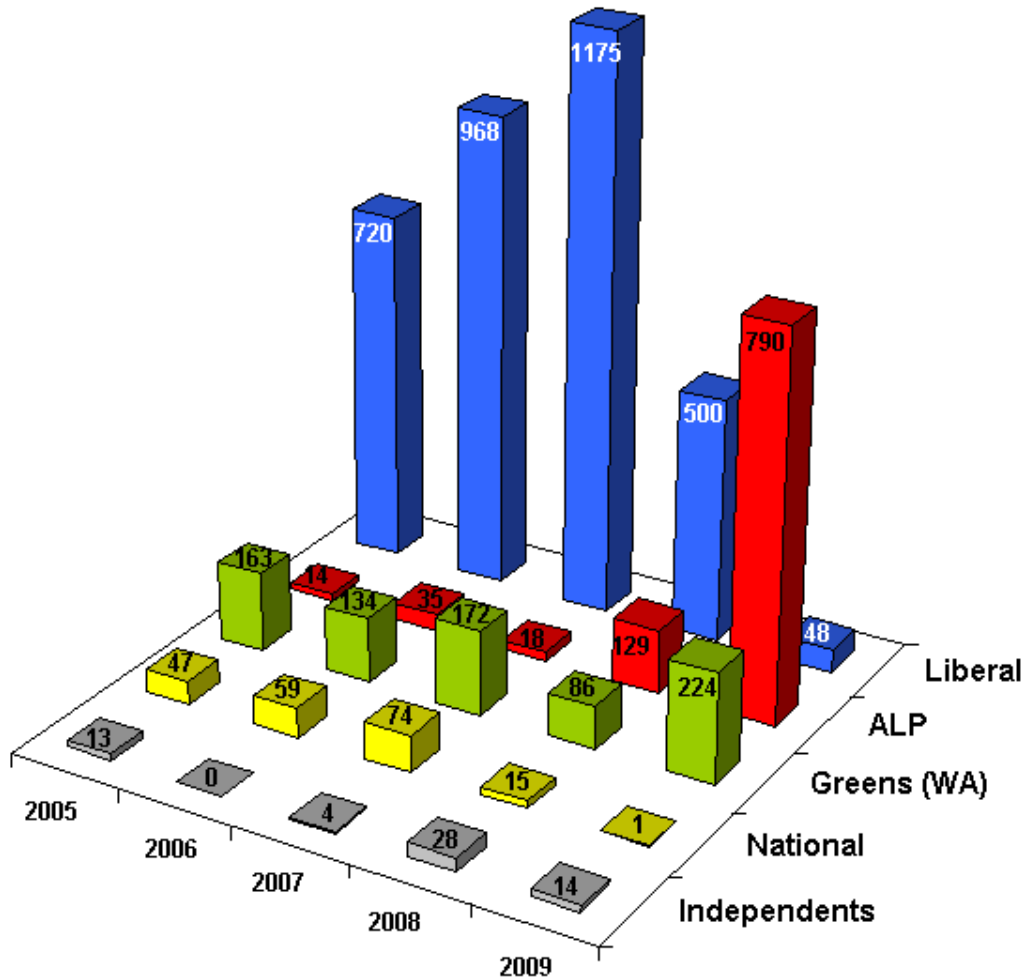
QUESTIONS WITHOUT NOTICE 2009

Questions asked by	2009
Liberal	48
National	1
Greens (WA)	224
ALP	790
Independent	14
TOTAL	1077



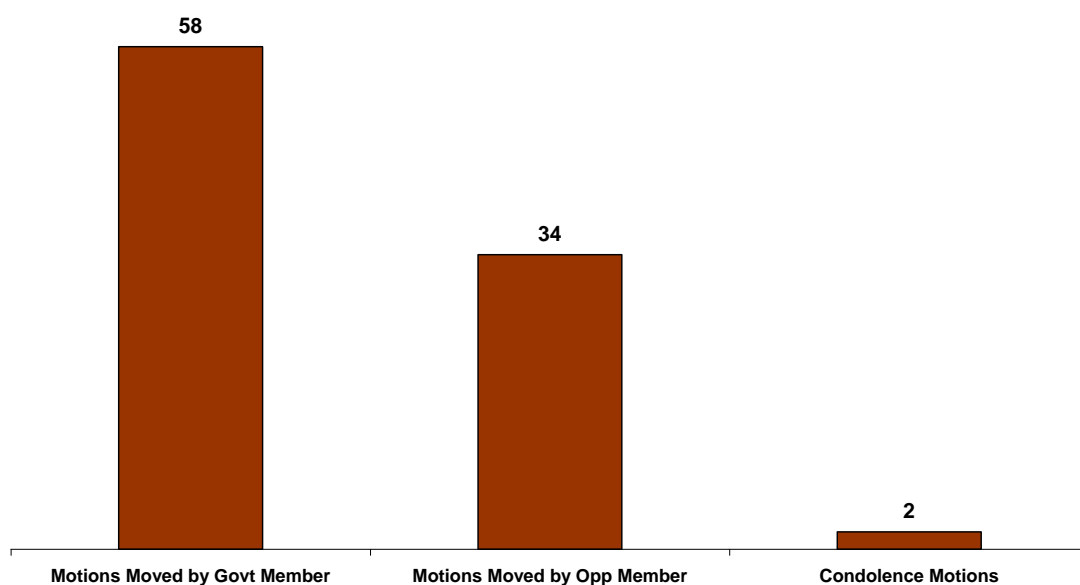
QUESTIONS WITHOUT NOTICE 2005-2009

Questions asked by	2005	2006	2007	2008	2009
Liberal	720	968	1175	500	48
National	47	59	74	15	1
Greens (WA)	163	134	172	86	224
ALP	14	35	18	129	790
Independent	13	0	4	28	14
TOTAL	957	1196	1443	744	1077



MOTIONS 2009

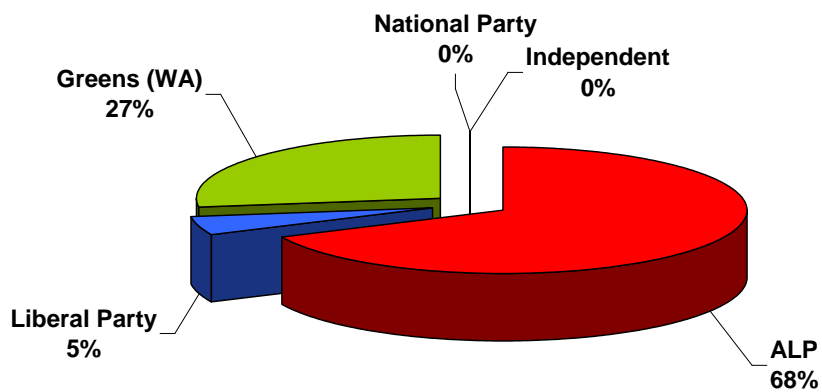
Motions	Moved
Motions moved by Government Members	58
Motions moved by Opposition (inc minor party) Members	34
Condolence Motions	2
TOTAL	94



NOTE: *Motions* includes *Motions on Notice*, *Condolence Motions* and other procedural motions such as a motion to suspend Standing Orders.

URGENCY MOTIONS/NON OFFICIAL BUSINESS 2009

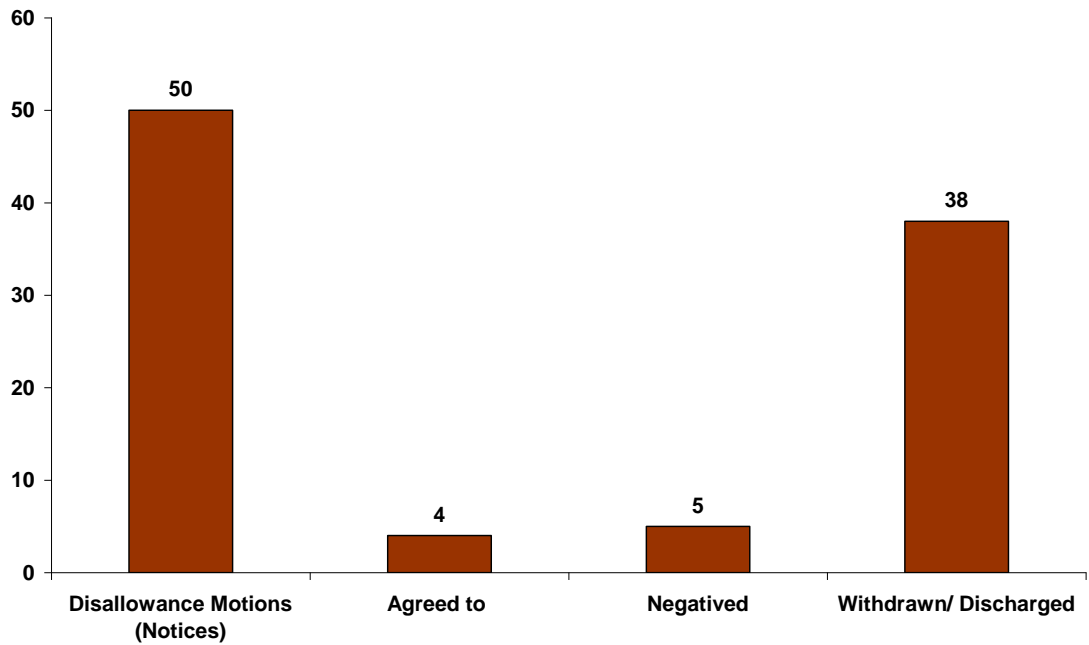
	Urgency Motions/Non Official Business
ALP	15
Liberal	1
Greens (WA)	6
National	0
Independent	0
TOTAL	22



NOTE: *Non-official Business* replaces *Urgency Motions* when the House operates under Sessional or Temporary Orders.

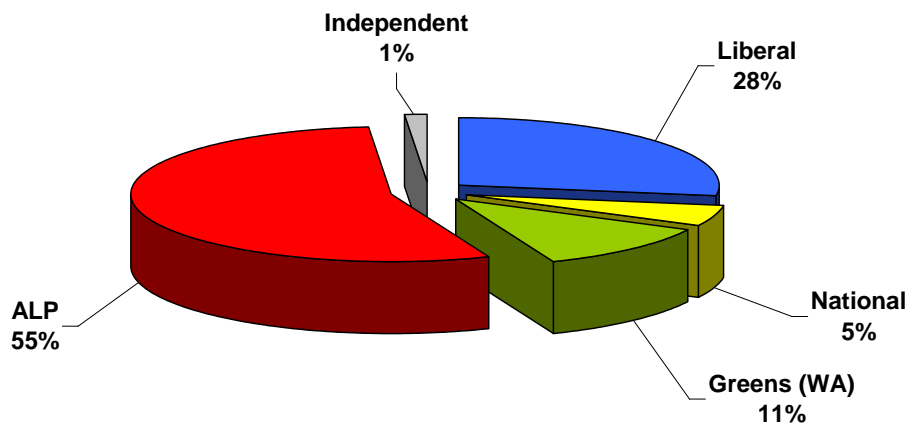
DISALLOWANCE MOTIONS 2009

	MAR	APR	MAY	JUN	AUG	SEP	OCT	NOV	DEC
Disallowance Motions (Notices)	16	14	9	6	45	0	2	0	3
Agreed to	0	1	2	0	3	0	1	0	0
Negatived	0	0	0	1	1	1	1	0	2
Withdrawn/ Discharged	3	3	19	7	32	1	0	0	5



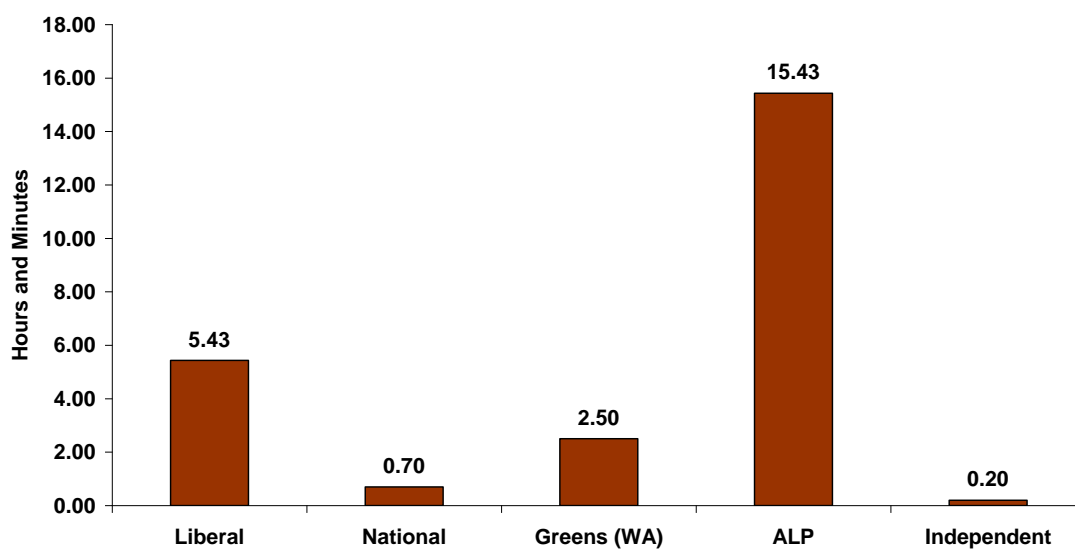
NUMBER OF SPEAKERS DURING ADJOURNMENT DEBATE/MEMBERS' STATEMENTS 2009

	Mar	Apr	May	Jun	Aug	Sep	Oct	Nov	Dec	TOTAL
Liberal	5	4	9	10	7	8	6	5	2	56
National	0	0	1	0	0	3	3	2	1	10
Greens (WA)	1	2	1	0	3	5	4	6	1	23
ALP	19	12	19	15	7	16	10	12	1	111
Independent	0	2	1	0	0	0	0	0	0	3
TOTAL	25	20	31	25	17	32	23	25	5	203



TIME SPENT IN ADJOURNMENT DEBATE/MEMBERS STATEMENTS 2009**(HOURS AND MINUTES)**

	Mar	Apr	May	Jun	Aug	Sep	Oct	Nov	Dec	TOTAL
Liberal	0.34	0.25	0.43	1.02	0.38	0.51	0.46	0.26	0.18	5.43
National	0.00	0.00	0.10	0.00	0.00	0.23	0.27	0.08	0.02	0.70
Greens (WA)	0.07	0.09	0.10	0.00	0.18	0.44	0.28	0.53	0.01	2.50
ALP	2.36	1.55	2.40	2.07	0.55	2.19	1.23	1.39	0.09	15.43
Independent	0.00	0.14	0.06	0.00	0.00	0.00	0.00	0.00	0.00	0.20



APPENDIX 3 BILLS AND AMENDMENTS

BILLS PASSED 2009

	BILL No.	BILLS PASSED 2009	ASSENT DATE
1	037-1	Acts Amendment (Bankruptcy) Bill 2009	16/09/2009
2	088-1	Acts Amendment (Weapons) Bill 2009	3/12/2009
3	049-1	Appropriation (Consolidated Account) Capital 2009-10 Bill 2009	29/06/2009
4	048-1	Appropriation (Consolidated Account) Recurrent 2009-10 Bill 2009	29/06/2009
5	085-1	Arson Legislation Amendment Bill 2009	3/12/2009
6	078-1	Bookmakers Betting Levy Amendment Bill 2009	23/11/2009
7	031-1	Building and Construction Industry Training Fund and Levy Collection Amendment Bill 2009	19/05/2009
8	073-1	Bush Fires Amendment Bill 2009	17/11/2009
9	073-1	Busselton Water Board (Supply of Water to Dunsborough) Bill 2009	23/11/2009
10	060-1	Co-operatives Bill 2009	22/10/2009
11	024-1B	Criminal Code Amendment (Graffiti) Bill 2009	17/11/2009
12	024-1B	Criminal Code Amendment Bill (No. 2) 2009	3/12/2009
13	068-1	Criminal Code Amendment Bill 2008	21/09/2009
14	068-1	Electoral Amendment (Miscellaneous) Bill 2008	21/05/2009
15	014-2	Fines, Penalties and Infringement Notices Enforcement Amendment (Compensation) Bill 2008	14/05/2009
16	004-1	First Home Owner Grant Amendment Bill 2009	17/11/2009
17	019-1	Fish Resources Management Amendment Bill 2009	3/12/2009
18	021-1	Fisheries Adjustment Schemes Amendment Bill 2009	3/12/2009
19	084-1	Gas Supply (Gas Quality Specifications) Bill 2009	3/12/2009
20	067-1	Higher Education Amendment Bill 2009	3/12/2009
21	069-1	Land Administration Amendment Bill 2009	26/11/2009
22	093-1	Loan Bill 2009	29/06/2009
23	062-2	Local Government Amendment (Elections) Bill 2009	17/08/2009
24	047-1	Local Government Amendment Bill 2009	16/09/2009
25	034-1	Major Events (Aerial Advertising) Bill 2009	21/09/2009

	BILL No.	BILLS PASSED 2009	ASSENT DATE
26	028-1	Mines Safety and Inspection Amendment Bill 2009	3/12/2009
27	029-1	National Environment Protection Council (Western Australia) Amendment Bill 2009	3/12/2009
28	038-1	National Gas Access (WA) Bill 2008	1/09/2009
29	027-1	Occupational Safety and Health Legislation Amendment Bill 2009	3/12/2009
30	023-1	Parliamentary Commissioner Amendment Bill 2009	29/06/2009
31	071-1	Police Amendment Bill 2009	3/12/2009
32	026-1	Prisoners (Interstate Transfer) Amendment Bill 2009	17/04/2009
33	076-1	Racing and Wagering Legislation Amendment Bill 2009	23/11/2009
34	077-1	Racing Bets Levy Bill 2009	23/11/2009
35	051-1	Revenue Laws Amendment (Taxation) Bill 2009	16/09/2009
36	002-1	Revenue Laws Amendment Bill (No. 3) 2008	14/05/2009
37	063-2	Road Traffic Amendment (Hoons) Bill 2009	6/10/2009
38	063-2	Road Traffic Legislation Amendment (Registration Labels) Bill 2009	3/12/2009
39	082-1	Royalties for Regions Bill 2009	3/12/2009
40	050-1	Sentence Administration (Interstate Transfer of Community Based Sentences) Bill 2009	14/05/2009
41	030-1	Statutes (Repeals and Minor Amendments) Bill 2009	3/12/2009
42	013-1	Statutes (Repeals and Miscellaneous Amendments) Bill 2008	21/05/2009
43	017-2A	Tobacco Products Control Amendment Bill 2008	22/09/2009
44	057-1	Transfer of Incorporation (HBF and HIF) Bill 2009	29/06/2009
45	032-1	Treasurer's Advance Authorisation Bill 2009	17/04/2009
46	052-1	Valuation of Land Amendment (Assessed Value) Bill 2009	26/11/2009
47	033-1	Veterinary Surgeons Amendment Bill 2009	21/05/2009
48	065-2	Waste Avoidance and Resource Recovery Amendment Bill 2009	7/12/2009

BILLS THAT DID NOT COMPLETE PASSAGE 2009

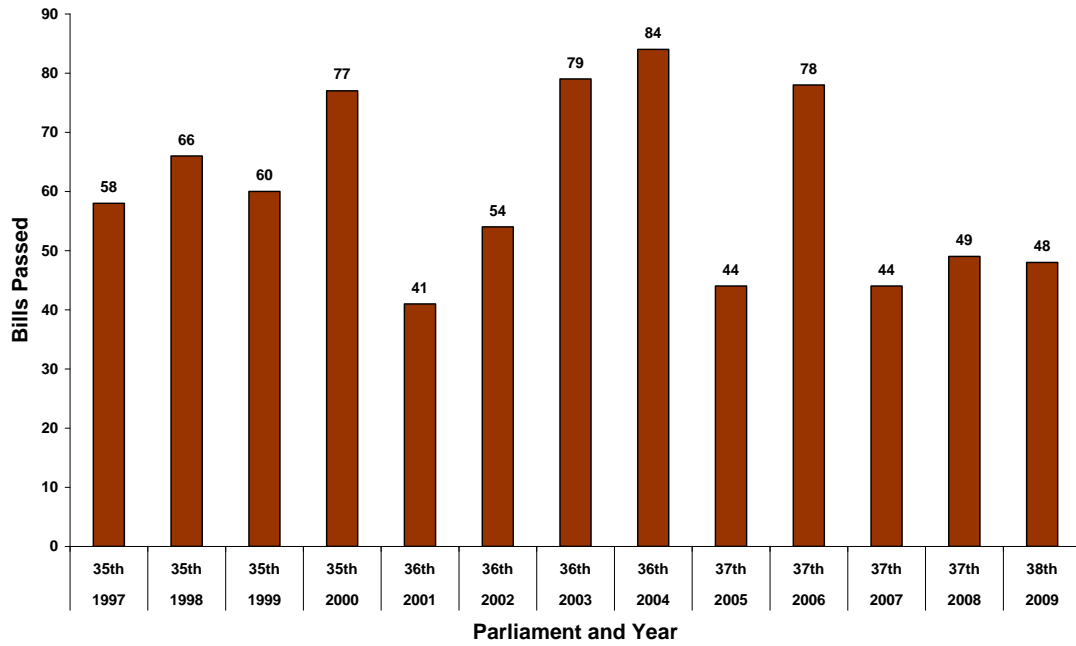
BILLS ON NOTICE PAPER THAT DID NOT COMPLETE PASSAGE IN THE COUNCIL 2009			
No.	BILL No.	BILL NAME	STAGE REACHED
1	LC 094-1	Approvals and Related Reforms (No. 1) (Environment) Bill 2009	Discharged to Standing Committee on Uniform Legislation and Statutes Review (Thursday, 19 November 2009)
2	LC 102-1	Approvals and Related Reforms (No. 2) (Mining) Bill 2009	Second reading adjourned (Thursday, 19 November 2009)
3	LA 043-1	Child Exploitation Material and Classification Legislation Amendment Bill 2009	Second reading adjourned (Wednesday, 17 June 2009)
4	LA 104-1	Criminal Code Amendment (Identity Crime) Bill 2009	Discharged to Standing Committee on Uniform Legislation and Statutes Review (Thursday, 19 November 2009)
5	LA 089-1	Criminal Investigation Amendment Bill 2009	Discharged to Standing Committee on Legislation (Thursday, 26 November 2009)
6	LA 056-1	Cross-border Justice Amendment Bill 2009	Second reading adjourned (Wednesday, 9 September 2009)
7	LC 040-1	Daylight Savings Amendment Bill 2009	Second reading adjourned (Wednesday, 1 April 2009)
8	LA 046-1	Equal Opportunity Amendment Bill 2009	Second reading adjourned (Wednesday, 23 September 2009)
9	LA 106-1	Petroleum and Energy Legislation Amendment Bill 2009	Discharged to Standing Committee on Uniform Legislation and Statutes Review (Thursday, 26 November 2009)

10	LA 044-1B	Professional Standards Amendment Bill 2009	Second reading adjourned (Thursday, 10 September 2009)
11	LC 070-1	Property Law (Mortgagee's Power of Sale) Amendment Bill 2009	Second reading adjourned (Thursday, 20 August 2009)
12	LA 083-1	Rail Safety Bill 2009	Discharged to Standing Committee on Uniform Legislation and Statutes Review (Tuesday, 24 November 2009)
13	LC 039-1	Referendums (Implementation of Result) Amendment Bill 2009	Second reading adjourned (Wednesday, 1 April 2009)
14	LA 097-1B	Retail Trading Hours Amendment (Joondalup Special Trading Precinct) Bill 2009	Second reading adjourned (Thursday, 26 November 2009)
15	LA 066-1	Standardisation of Formatting Bill 2009	Second reading adjourned (Tuesday, 18 August 2009)
16	LC 025-1	Water Services Licensing (Water Conservation Target) Amendment Bill 2008	Second reading adjourned (Wednesday, 11 March 2009)
17	LC 096-1	Working with Children (Criminal Record Checking) Amendment Bill 2009	Discharged to Standing Committee on Uniform Legislation and Statutes Review (Wednesday, 18 November 2009)

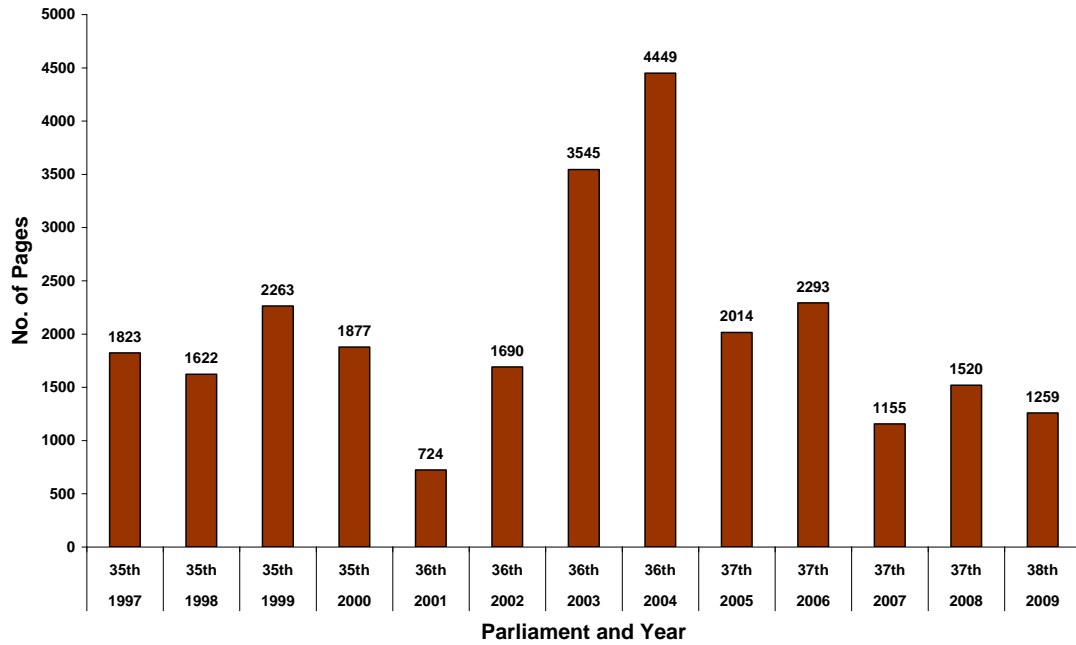
BILLS PASSED AND LEGISLATION VOLUME COMPARISON 1993-2009

Bills Passed and Pages of Legislation Considered 1993-2009			
Year	Parliament	Pages of Legislation	Bills Passed
1993	34th	1274	53
1994	34th	2794	104
1995	34th	2474	79
1996	34th	2519	82
TOTAL	34th	9061	318
1997	35th	1823	58
1998	35th	1622	66
1999	35th	2263	60
2000	35th	1877	77
TOTAL	35th	7585	261
2001	36th	724	41
2002	36th	1690	54
2003	36th	3545	79
2004	36th	4449	84
TOTAL	36th	10408	258
2005	37th	2014	44
2006	37th	2293	78
2007	37th	1155	44
2008	37th	1520	49
TOTAL	37th	6982	215
2009	38 th	1259	48

BILLS PASSED 1997-2009

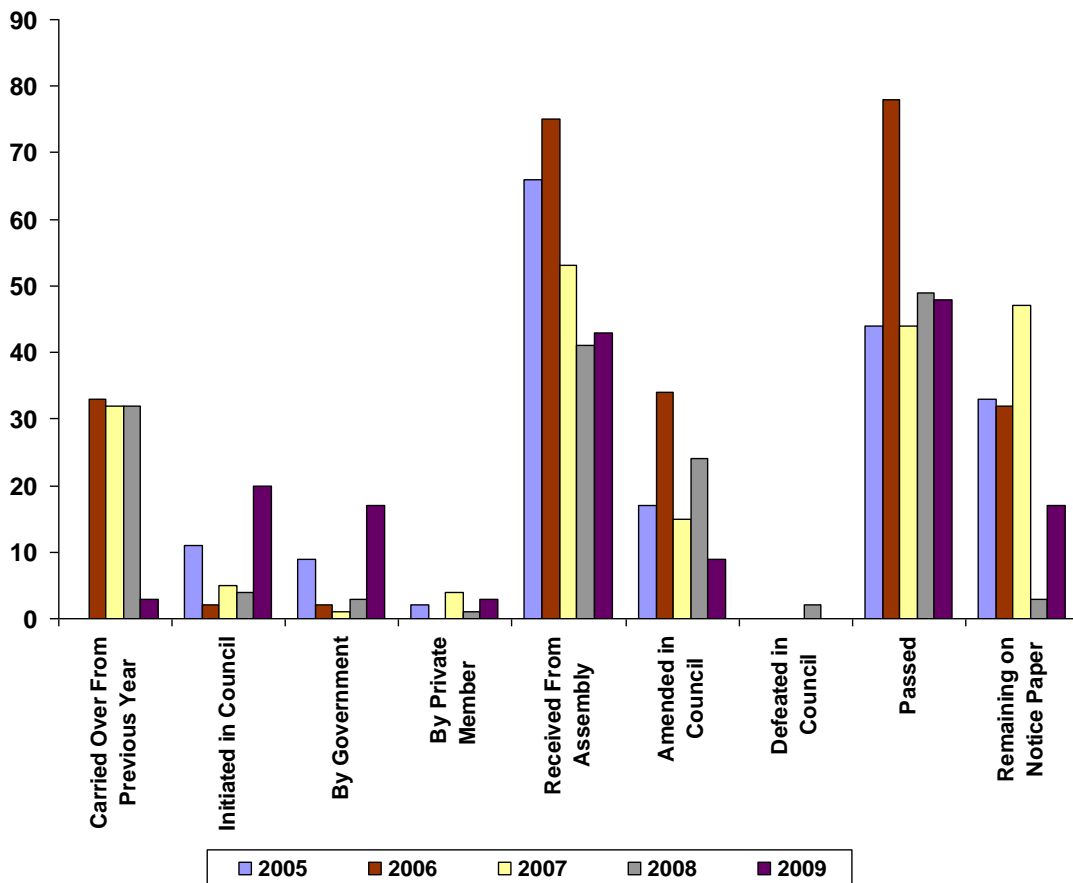


PAGES OF LEGISLATION CONSIDERED 1997-2009



BILLS 2005-2009 COMPARISON

Particulars	2005	2006	2007	2008	2009
Carried Over From Previous Year	0	33	32	32	3
Initiated in Council	11	2	5	4	20
By Government	9	2	1	3	17
By Private Member	2	0	4	1	3
Received From Assembly	66	75	53	41	43
Amended in Council	17	34	15	24	9
Defeated in Council	0	0	0	2	0
Passed	44	78	44	49	48
Remaining on the Notice Paper at the end of the year	33	32	47	3	17



BILLS WITH PROPOSED AMENDMENTS PUBLISHED IN SUPPLEMENTARY NOTICE PAPERS (2009)								
	BILL No.	BILL SHORT TITLE	Proposed amendments in published Supplementary Notice Papers (SNPs)					TOTAL
			ALP	LIBERAL.	NATIONAL.	GREENS (WA)	COMMITTEE.	
1	085-1	Arson Legislation Amendment Bill 2009	7					7
2	073-1	Bush Fires Amendment Bill 2009				2		2
3	043-1	Child Exploitation Material and Classification Legislation Amendment Bill 2009					5	5
4	024-1B	Co-operatives Bill 2009		3				3
5	068-1	Criminal Code Amendment (Graffiti) Bill 2009				1		1
6	014-2	Criminal Code Amendment Bill 2008	10	6		9		25
7	089-1	Criminal Investigation Amendment Bill 2009	5					5
8	021-1	First Home Owner Grant Amendment Bill 2009		2				2
9	069-1	Gas Supply (Gas Quality Specifications) Bill 2009		17		1		18
10	034-1	Local Government Amendment (Elections) Bill 2009				2		2
11	028-1	Local Government Amendment Bill 2009				6		6
12	029-1	Major Events (Aerial Advertising) Bill 2009				4		4
13	038-1	National Gas Access (WA) Bill 2008		6		3		9
14	023-1	Parliamentary Commissioner Amendment Bill 2009		1		2		3
15	071-1	Police Amendment Bill 2009	4			1		5
16	039-1	Referendums (Implementation of Result) Amendment		2				2

BILLS WITH PROPOSED AMENDMENTS PUBLISHED IN SUPPLEMENTARY NOTICE PAPERS (2009)								
	BILL No.	BILL SHORT TITLE	Proposed amendments in published Supplementary Notice Papers (SNPs)					TOTAL
			ALP	LIBERAL.	NATIONAL.	GREENS (WA)	COMMITTEE.	
		Bill 2009						
17	063-2	Road Traffic Amendment (Hoons) Bill 2009	1	4				5
18	050-1	Royalties for Regions Bill 2009	7			15		22
19	066-1	Standardisation of Formatting Bill 2009					2	2
20	017-2A	Tobacco Products Control Amendment Bill 2008		5				5
21	065-2	Waste Avoidance and Resource Recovery Amendment Bill 2009	12			12		24
		TOTAL AMENDMENTS PROPOSED BY PARTY(S) IN SNPs	46	46		58	7	157

APPENDIX 4 SITTING SCHEDULE 2009

Legislative Council 2009 SITTING DATES

1	Tuesday, 10 March	—	Thursday, 12 March
2	Tuesday, 17 March	—	Thursday, 19 March
RECESS 1 WEEK			
3	Tuesday, 31 March	—	Thursday, 2 April
4	Tuesday, 7 April	—	Thursday, 9 April
RECESS 3 WEEKS			
5	Tuesday, 5 May	—	Thursday, 7 May
6	Tuesday, 12 May	—	Thursday, 14 May
7	Tuesday, 19 May	—	Friday, 22 May
RECESS 1 WEEK			
8	Tuesday, 2 June	—	Thursday, 4 June
RECESS 1 WEEK			
9	Tuesday, 16 June	—	Wednesday, 17 June
10	Tuesday 23 June	—	Thursday, 25 June
RECESS 6 WEEKS			
11	Tuesday, 11 August	—	Thursday, 13 August
12	Tuesday, 18 August	—	Thursday, 20 August
RECESS 2 WEEKS			
13	Tuesday, 8 September	—	Thursday, 10 September
14	Tuesday, 15 September	—	Wednesday, 16 September
15	Thursday, 22 September	—	Thursday, 24 September
RECESS 2 WEEKS			
16	Tuesday, 13 October	—	Thursday, 15 October
17	Tuesday, 20 October	—	Thursday, 22 October
RECESS 2 WEEKS			
18	Tuesday, 10 November	—	Thursday, 12 November
19	Tuesday, 17 November	—	Thursday, 19 November
20	Tuesday, 25 November	—	Friday, 27 November
21	Tuesday, 1 December		

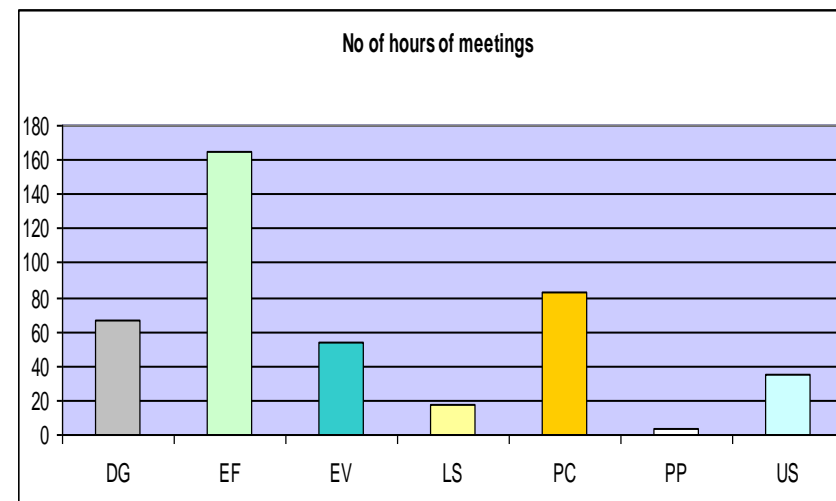
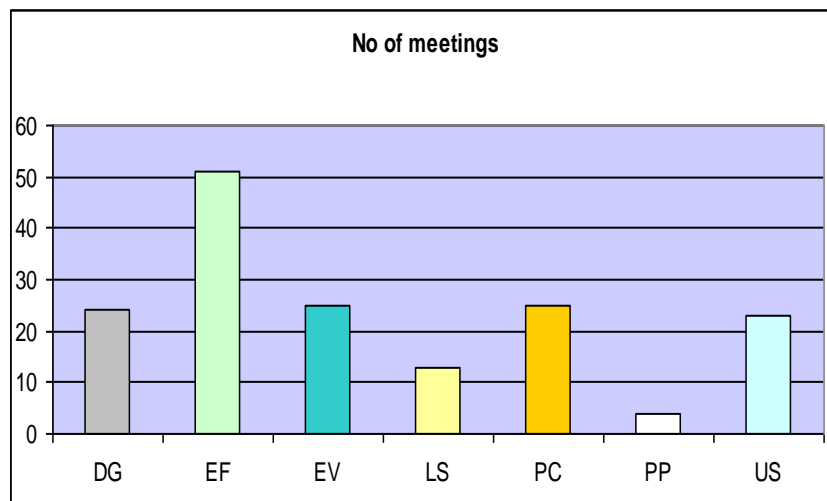
APPENDIX 5 STANDING COMMITTEE STATISTICS 2009 AND COMPARISON: 2005, 2006, 2007, 2008 AND 2009

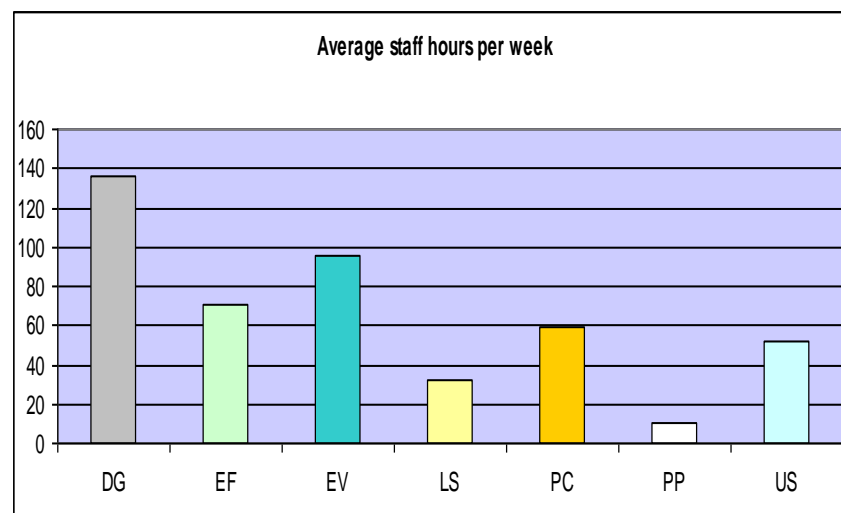
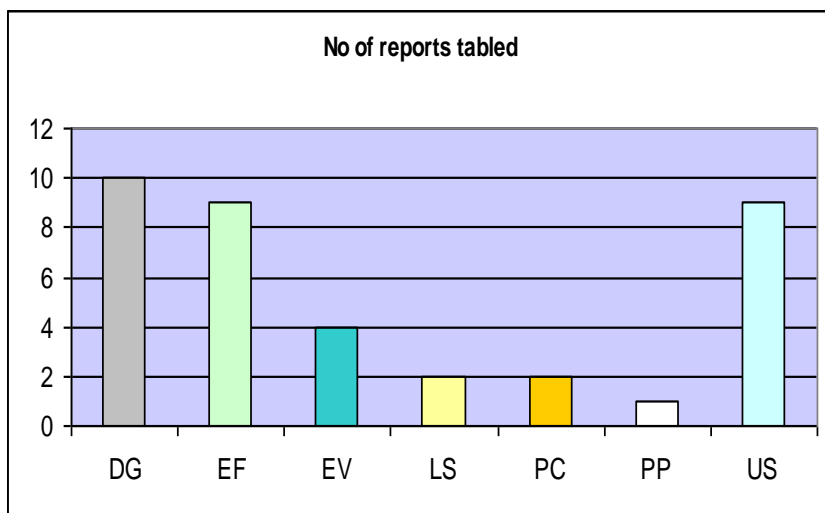
Key to abbreviations

Code	Name of Committee	Dates for comparison
DG	<u>Current</u> Delegated Legislation Committee	2004 to 2006 (created 28/06/2001)
EP	<u>Former</u> Environment and Public Affairs Committee	2004 → 17/08/05 (created 24/05/2001)
EF	<u>Current</u> Estimates and Financial Operations Committee	30/06/05 →
EV	<u>Current</u> Environment and Public Affairs Committee	17/08/05 →
LN	<u>Former</u> Legislation Committee	2004 → 17/08/05 (created 24/05/2001)
LS	<u>Current</u> Legislation Committee	17/08/05 →
PC	<u>Current</u> Public Administration Committee	17/08/05 →
PF	<u>Former</u> Public Administration and Finance Committee	2004 → 17/08/05 (created 24/05/2001)
PP	<u>Current</u> Procedure and Privileges Committee	2004 → 2005 (created 24/05/2001)
UG	<u>Former</u> Uniform Legislation and General Purposes Committee	2004 → 17/08/05 (created 11/04/2002)
US	<u>Current</u> Uniform Legislation and Statutes Review Committee	17/08/05 →

Key items

Key Items	DG	EF	EV	LS	PC	PP	US	Total	Average
No. of meetings	24	51	25	13	25	4	23	165	23.57
No. of hours of meetings	66.33	164.44	53.93	17.91	83.5	3.5	35.4	425.04	60.72
No. of reports tabled	10	9	4	2	2	1	9	37	5.29
Average staff hours per week	136.51	70.89	95.73	32.28	59.71	10	52	457.15	65.31





General items

<i>Meetings</i>	DG	EF	EV	LS	PC	PP	US	Total	Average
No. of meetings/hearings in sitting weeks	20	34	20	13	19	4	21	131	18.71
No. of hours of meetings/hearings in sitting weeks	52.58	85.92	36.1	17.91	45	3.5	30.26	271.27	38.75
No. of meetings/hearings in non-sitting weeks	4	17	14	0	6	0	2	43	6.14

Meetings	DG	EF	EV	LS	PC	PP	US	Total	Average
No. of hours of meetings/hearings in non-sitting weeks	13.75	78.52	34.67	0	38.5	0	5.17	170.61	24.37
No. of public hearings	2	84	12	1	1	0	5	105	15.00
No. of hours of public hearings	2.16	113.49	10.34	1.5	1	0	7.59	136.08	19.44
No. of private hearings	0	5	6	0	12	0	1	24	3.43
No. of hours of private hearings	0	2.91	4.09	0	24.05	0	2.25	33.3	4.76
No. of witnesses	6	325	31	1	49	0	16	428	61.14
No. of sub committee meetings	4	11	0	0	2	0	0	17	2.43
No. of hours of sub committee meetings	4.5	23.34	0	0	4.5	0	0	32.34	4.62

Reports	DG	EF	EV	LS	PC	PP	US	Total	Average
No. of reports tabled	10	9	4	2	2	1	9	37	5.29
No. of pages of reports tabled	672	263	348	562	185	5	659	2694	384.86
No. of Minority Reports tabled	0	1	2	0	0	0	0	3	0.43

<i>Special Reports</i>	DG	EF	EV	LS	PC	PP	US	Total	Average
No. of Special Reports tabled (incl request for extension of time)	0	2	0	0	0	0	1	3	0.43
No. of Request for Extension of Time reports tabled	0	0	0	0	0	0	4	4	0.57
Informing the House that the committee has commenced an inquiry	0	1	1	0	2	0	0	4	0.57
Other	0	1	0	0	1	0	0	2	0.29

<i>Government Responses to Reports</i>	DG	EF	EV	LS	PC	PP	US	Total	Average
No. of government responses to reports received	5	3	1	1	1	0	1	12	1.71
No. of government responses outstanding (SO337) (incl overdue)	4	2	2	0	0	0	0	8	1.14
No. of Government responses overdue	0	2	0	0	0	0	0	2	0.29
No. of government responses received overdue	3	0	1	1	0	0	0	5	0.71

<i>Reports Subject to SO 337 with response due in 2009 or tabled in 2009 (or both)</i>	No of reports subject to SO 337	No of Ministers responses requested from	Received on time	Received late	Outstanding, but not overdue	Outstanding and overdue
Report tabled in 2007, response due in 2008	6	10	4	4	0	2
Report tabled in 2008, response due in 2008	0	0	0	0	0	0
Report tabled in 2009, response due in 2009	9	14	5	7	0	2
Report tabled in 2009, response due in 2010	6	8	2	0	6	0

<i>Submissions</i>	DG	EF	EV	LS	PC	PP	US	Total	Average
No. of submissions received	7	24	78	20	223	12	2	366	52.29
No. of pages of submissions received	32	218	1326	34	1206	25	5	2846	406.57

<i>Summonses</i>	DG	EF	EV	LS	PC	PP	US	Total	Average
No. of Summonses issued	0	0	0	0	3	0	0	3	0.43

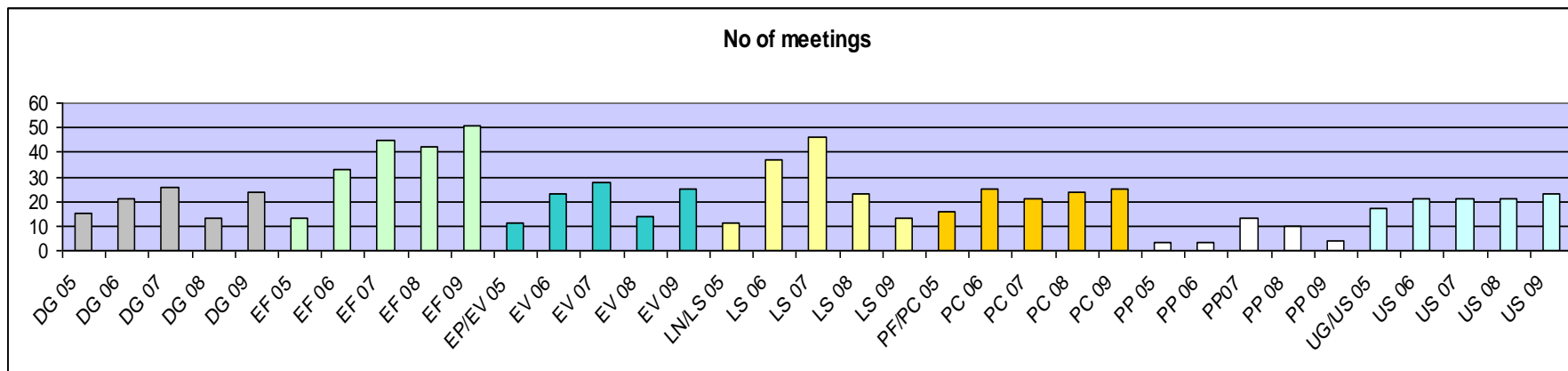
<i>Staff</i>	DG	EF	EV	LS	PC	PP	US	Total	Average
Average staff hours per week	136.51	70.89	95.73	32.28	59.71	10	52.03	457.15	65.31
No. of Advisory Officer hours	4720	1738.75	1870	667	953.75	10	1617.5	11577	1653.86
No. of Committee Clerk hours	1593.5	1664	1880	882.5	1147.5	0	1046.25	8213.75	1173.39
No. of Articled Clerk hours	135	0	0	0	0	0	0	135	19.29
No. of Research Officer hours	0	0	1445	0	765	0	7.5	2217.5	316.79
No. of temporary staff hours	103.75	0	0	0	0	0	0	103.75	14.82
No. of consultants/counsel	0	0	0	0	0	0	0	0	0.00
No. of consultants/counsel hours	0	0	0	0	0	0	0	0	0.00
No. of staff who have worked on committee	11	10	5	3	5	3	6	55	7.86

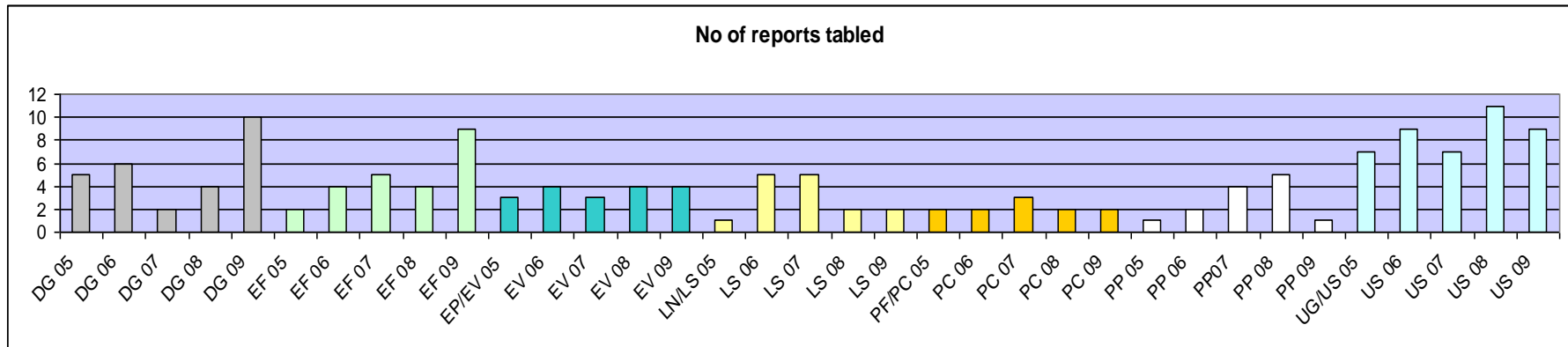
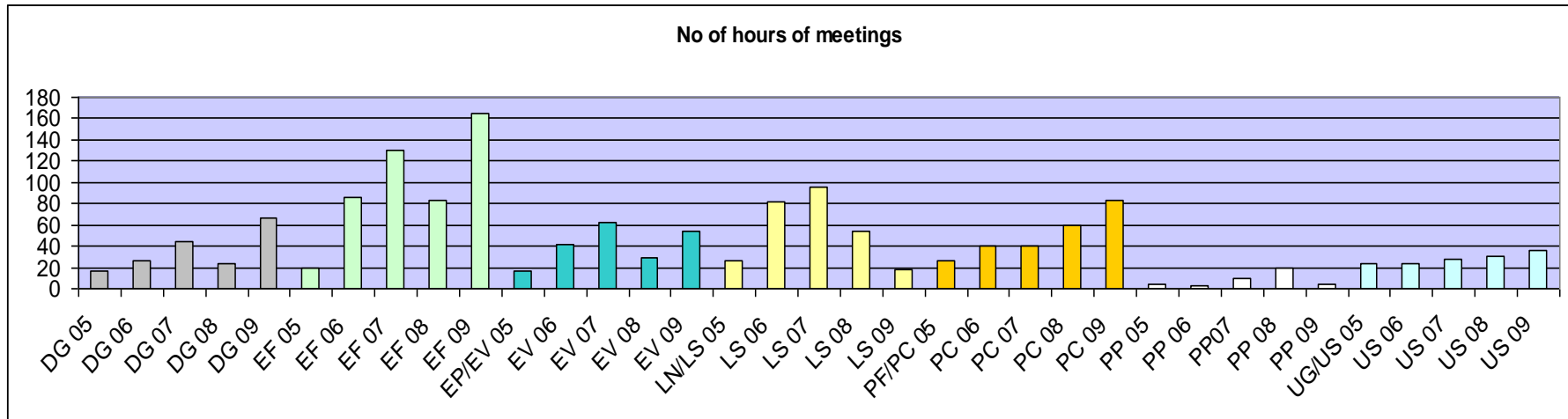
Comparison: 2005, 2006, 2007, 2008 and 2009

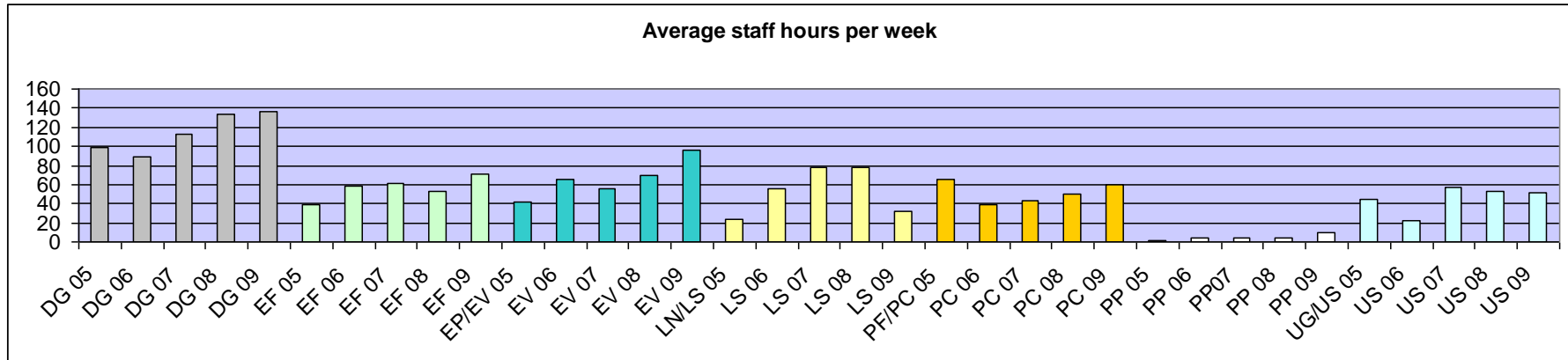
Key Items	DG 05	DG 06	DG 07	DG 08	DG 09	EF 05	EF 06	EF 07	EF 08	EF 09	EP/EV 05	EV 06
No. of meetings	15	21	26	13	24	13	33	45	42	51	11	23
No. of hours of meetings	16	26.66	44.5	24.07	66.33	19	85.82	130.34	82.65	164.44	17	41.31
No. of reports tabled	5	6	2	4	10	2	4	5	4	9	3	4
Average staff hours per week	99	88.47	112.45	133.69	136.51	39	57.99	61.04	53.36	70.89	42	64.79

Key Items	EV 07	EV 08	EV 09	LN/LS 05	LS 06	LS 07	LS 08	LS 09	PF/PC 05	PC 06	PC 07	PC 08	PC 09
No. of meetings	28	14	25	11	37	46	23	13	16	25	21	24	25
No. of hours of meetings	62.18	29.42	53.93	26	81.59	96.03	53.9	17.91	26	40.15	40.28	60.21	83.5
No. of reports tabled	3	4	4	1	5	5	2	2	2	2	3	2	2
Average staff hours per week	55.16	69.22	95.73	24	55.56	77.73	78.21	32.28	65	38.71	43.08	50.1	59.71

Key Items	PP 05	PP 06	PP 07	PP 08	PP 09	UG/US 05	US 06	US 07	US 08	US 09
No. of meetings	3	3	13	10	4	17	21	21	21	23
No. of hours of meetings	4	2.78	9.92	19.25	3.5	24	23.84	27.453	29.98	35.43
No. of reports tabled	1	2	4	5	1	7	9	7	11	9
Average staff hours per week	2	4.43	4.24	3.96	10	44	22.5	56.42	52.29	52.03







APPENDIX 6 SELECT COMMITTEE STATISTICS 2009 AND COMPARISON: 2005, 2006, 2007, 2008 AND 2009

Key to abbreviations

Code	Name of Committee	Dates
ET 06	Select Committee into the Department of Education and Training	15/11/2006 - 07/12/2006
FC 06	Select Committee on the Adequacy of Foster Care Assessment Procedures by the Department for Community Development	21/09/2005 - 24/08/2006
OB 07	Select Committee into Public Obstetric Services	24/05/2006 - 30/08/2007
PR 0701	Select Committee of Privilege on a Matter Arising in the Standing Committee on Estimates and Financial Operations	21/03/2007 - 13/11/2007
PR 0801	Select Committee into the Appropriateness of Powers and Penalties for Breaches of Parliamentary Privilege and Contempts of Parliament	05/06/2008 - 07/08/2008
PR 0802	Select Committee into the Appropriateness of Powers and Penalties for Breaches of Parliamentary Privilege and Contempts of Parliament	12/11/2008 - 07/05/2009
SU	Select Committee into the Police Raid on the Sunday Times	12/11/2008 - 09/04/2009
SY 08	Select Committee into the Police Raid on the Sunday Times	14/05/2008 - 07/08/2008

Key items for Select Committees which reported in 2009

Key Items	SU	PR 0802
No.of meetings	4	4
No. of hours of meetings	10.5	3.34
No. of reports tabled	1	1
Average staff hours per week	4.97	12.97

General items for Select Committees which reported in 2009

Meetings	SU	PR 0802
No. of meetings/hearings in sitting weeks	2	4
No. of hours of meetings/hearings in sitting weeks	3.58	3.34
No. of meetings/hearings in non-sitting weeks	2	0
No. of hours of meetings/hearings in non-sitting weeks	6.92	0
No. of public hearings	0	0
No. of hours of public hearings	0	0
No. of private hearings	0	0
No. of hours of private hearings	0	0
No. of witnesses	0	0
No. of sub committee meetings	0	0
No. of hours of sub committee meetings	0	0

Reports	SU	PR 0802
No. of reports tabled	1	1
No. of pages of reports tabled	193	34
No. of Minority Reports tabled	0	0

Special Reports	SU	PR 0802
No. of Request for Funds to Travel reports tabled	0	0
No. of Special Reports tabled (excl request for extension of time)	0	1
No. of Request for Extension of Time reports tabled	1	1
Other	0	0

Government Responses to the Report	SU	PR0802
No. of government responses to the report received	4*	0
No. of government responses outstanding (SO337) (incl overdue)	0	0
No. of government responses overdue	0	0
No. of overdue government responses received	4*	0

* This figure denotes multiple responses to this report.

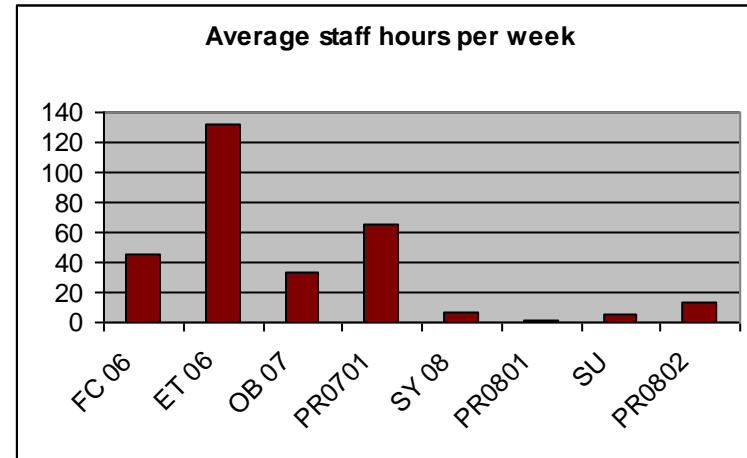
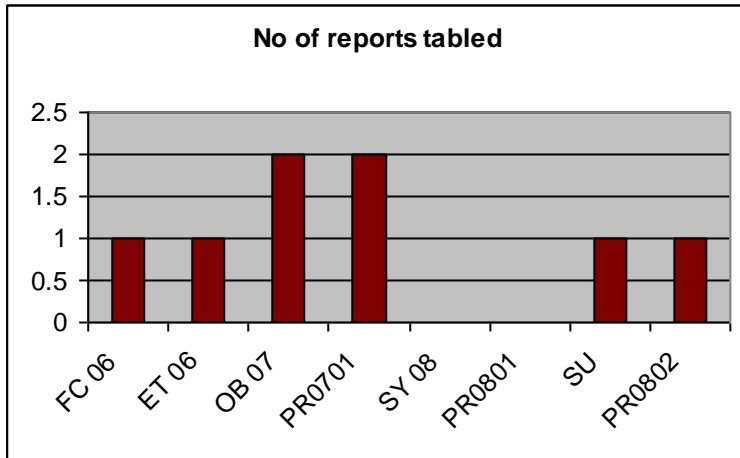
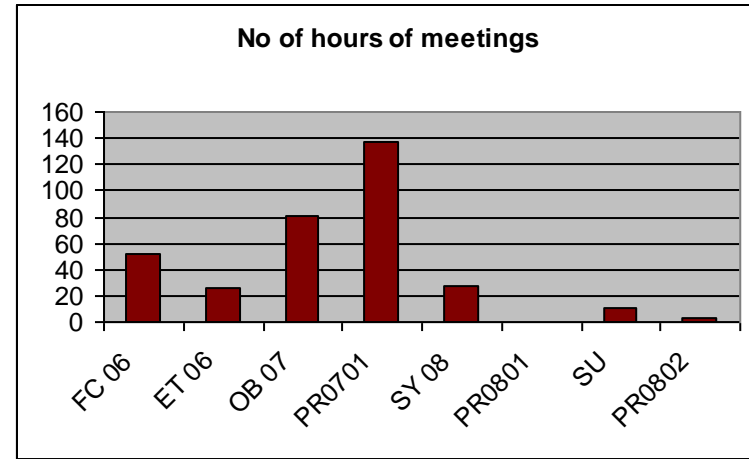
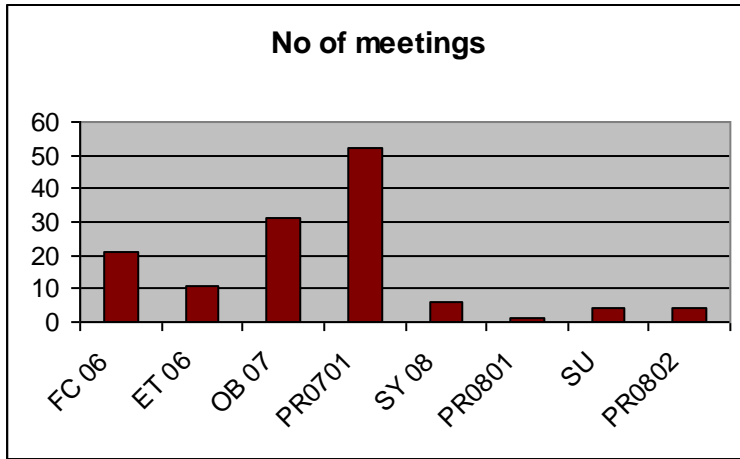
Submissions	SU	PR 0802
No. of submissions received	0	17
No. of pages of submissions received	0	446

Summonses	SU	PR 0802
No. of Summonses issued	0	0

Staff	SU	PR 0802
Average staff hours per week	4.97	12.97
No. of Advisory Officer hours	150	593.5
No. of Committee Clerk hours	65	29
No. of Articled Clerk hours	0	0
No. of Research Officer hours	23.5	0
No. of temporary staff hours	0	0
No. of consultants/counsel	0	0
No. of consultants/counsel hours	0	0
No. of staff who have worked on committee	3	4

Key item comparison for Select Committees which reported in 2005, 2006, 2007, 2008 and 2009

Key Items	FC 06	ET 06	OB 07	PR0701	SY 08	PR0801	SU	PR0802
No. of meetings	21	11	31	52	6	1	4	4
No. of hours of meetings	51.91	25.96	80.94	136.5	27.34	0.25	10.5	3.24
No. of reports tabled	1	1	2	2	0	0	1	1
Average staff hours per week	44.76	131.5	32.73	65.15	7.21	1.77	4.97	12.97



**APPENDIX 7 TRAVEL STATISTICS 2009 AND
COMPARISON: 2005, 2006, 2007, 2008 AND 2009**

Standing Committee travel 2009

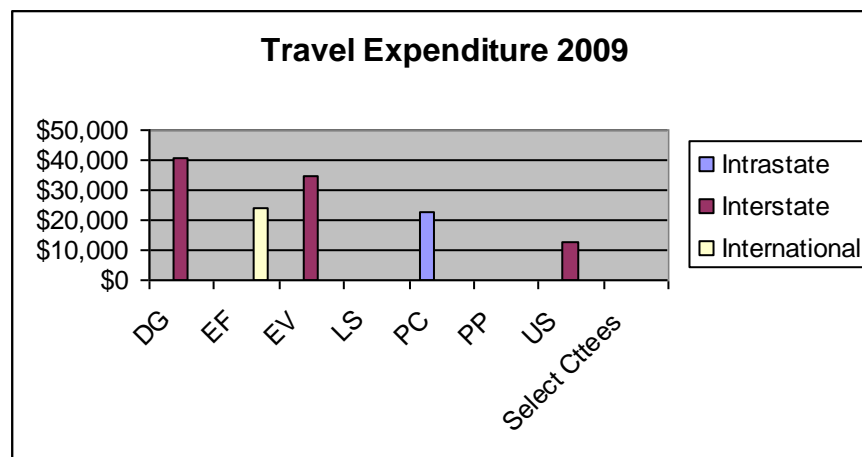
Travel	DG	EF	EV	LS	PC	PP	US	Total	Average trips per committee
No. of trips – within Australia	1	0	1	0	1	0	1	4	0.57
No. of trips – international	0	1	0	0	0	0	0	1	0.14
No. of seminars/conferences organised	0	0	0	0	0	0	0	0	0.00
Site visits	0	0	5	0	1	0	0	6	0.86

Select Committee travel 2009

Travel	SU	PR0802
No. of trips – within Australia	0	0
No. of trips – international	0	0
No. of seminars/conferences organised	0	0
Site visits	0	0

Travel 2009 - expenditure

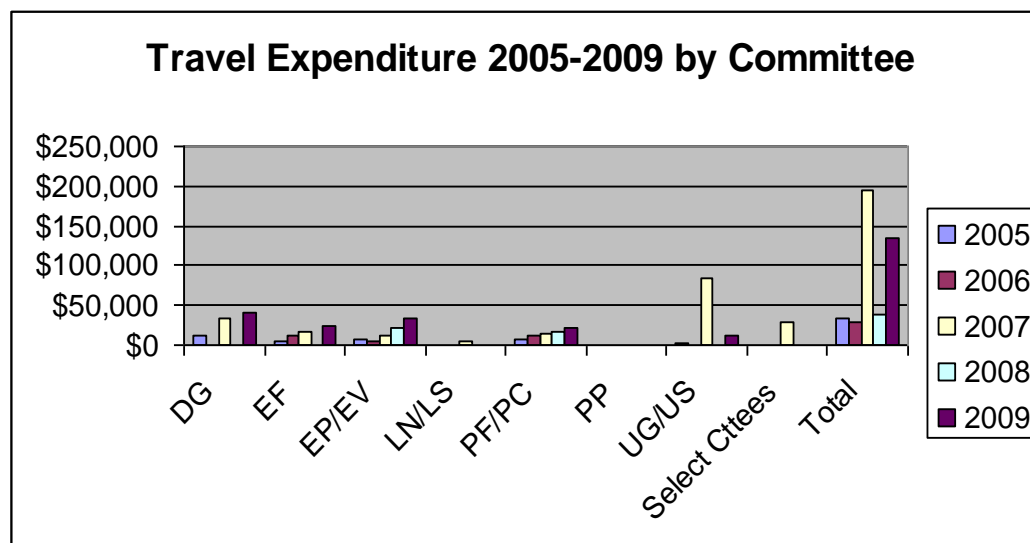
Totals for 2009	Intrastate	Interstate	International	Total
DG	\$0	\$41,031	\$0	\$41,031
EF	\$0	\$0	\$23,975	\$23,975
EV	\$0	\$34,537	\$0	\$34,537
LS	\$0	\$0	\$0	\$0
PC	\$22,717		\$0	\$22,717
PP	\$0	\$0	\$0	\$0
US	\$0	\$12,910	\$0	\$12,910
Select Committees	\$0	\$0	\$0	\$0
Total	\$22,717	\$88,478	\$23,975	\$135,170



Comparison of travel expenditure - 2005, 2006, 2007, 2008 and 2009

By committee

	2005	2006	2007	2008	2009
DG	\$12,722	\$0	\$34,658	\$0	\$41,031
EF	\$3,722	\$12,117	\$16,898	\$0	\$23,975
EP/EV	\$7,509	\$4,537	\$11,841	\$21,955	\$34,537
LN/LS	\$0	\$0	\$4,072	\$0	\$0
PF/PC	\$6,278	\$11,418	\$14,121	\$17,571	\$22,717
PP	\$0	\$0	\$0	\$0	\$0
UG/US	\$2,496	\$0	\$84,258	\$0	\$12,910
Select Committees	\$0	\$0	\$28,700	\$0	\$0
Total	\$32,727	\$28,072	\$194,547	\$39,526	\$135,170



By destination

	Intrastate	Interstate	International	Total
2005	\$0	\$32,727	\$0	\$32,727
2006	\$110	\$5,682	\$22,281	\$28,073
2007	\$2,871	\$33,577	\$158,100	\$194,548
2008	\$0	\$39,526	\$0	\$39,526
2009	\$22,717	\$88,478	\$23,975	\$135,170
Total	\$25,698	\$199,990	\$204,356	\$430,044

