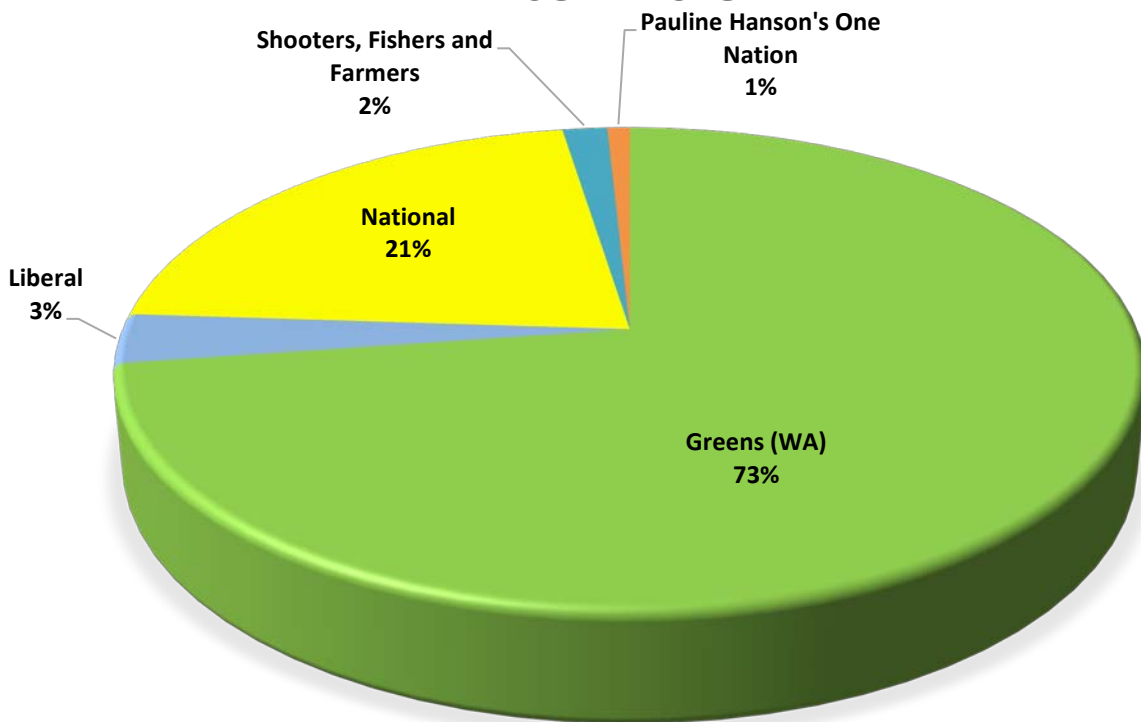


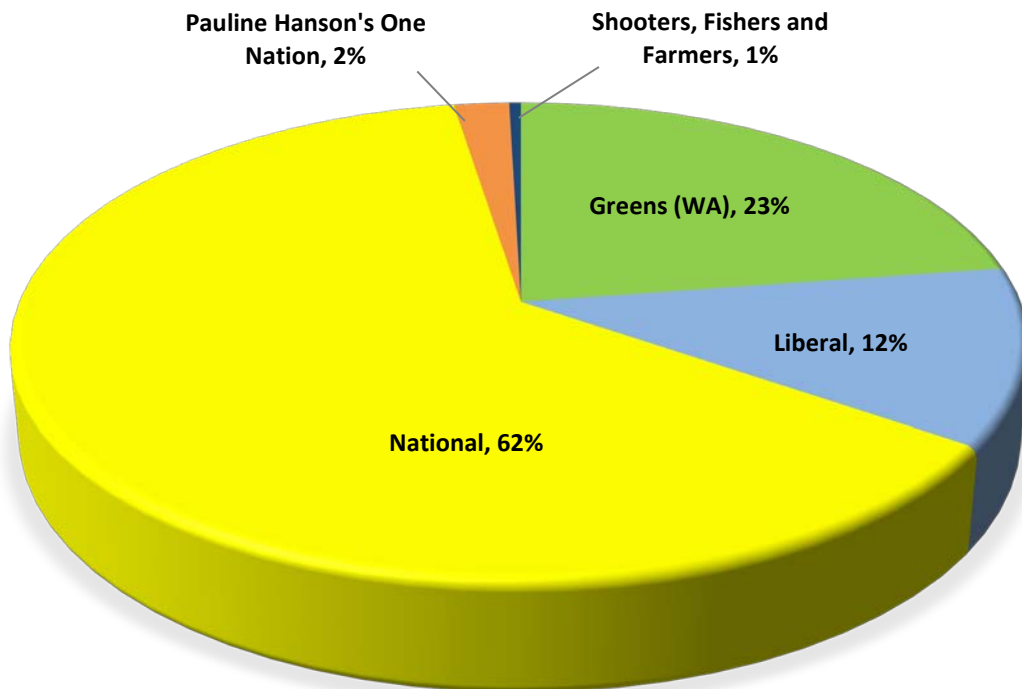
Legislative Council Statistics

| | Jun-18 | 2018 to date | 40th Parliament to date |
|------------------------------------|--------|--------------|-------------------------|
| Sitting days and hours | | | |
| Weeks | 2 | 8 | 22 |
| Days | 6 | 24 | 67 |
| Hours | 44.46 | 157.32 | 417.37 |
| Average Hours | 7.28 | 6.34 | 6.14 |
| Bills | | | |
| Bills Introduced | | | |
| - Total | 12 | 26 | 67 |
| - Initiated in the Council | 2 | 7 | 20 |
| - Initiated in the Assembly | 10 | 19 | 47 |
| - Government Bills | 11 | 21 | 56 |
| - Non-Govt. - Private Member Bills | 1 | 5 | 11 |
| Bills dealt with | | | |
| - Passed | 5 | 11 | 33 |
| - Defeated | 0 | 0 | 0 |
| - Withdrawn | 0 | 0 | 0 |
| - Referred to committee | 1 | 5 | 10 |
| Amendments | | | |
| - Bills passed without amendment | 2 | 5 | 23 |
| - Bills passed with amendment | 3 | 6 | 10 |
| Questions | | | |
| Questions without notice | 130 | 545 | 1509 |
| Questions on Notice | 121 | 919 | 1442 |
| Petitions | | | |
| Petitions presented | 7 | 39 | 87 |
| Signatures on petitions | 4515 | 49460 | 102177 |
| Motions on Notice | | | |
| Notices given | 0 | 1 | 14 |
| Agreed to | 0 | 2 | 8 |
| Defeated | 1 | 2 | 2 |

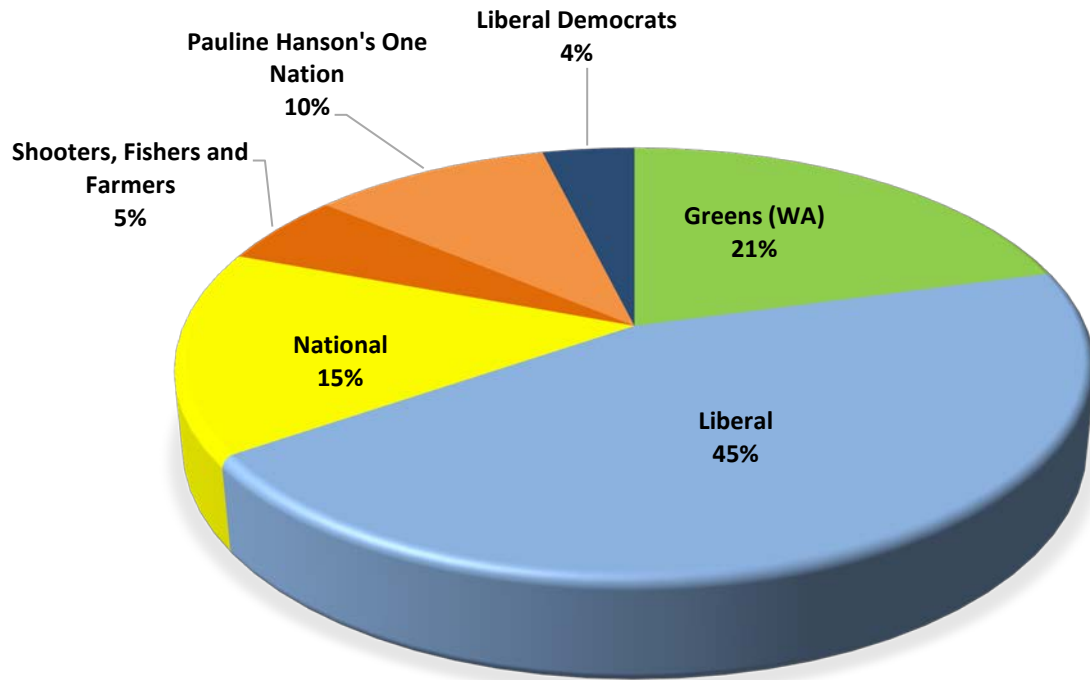
QUESTIONS ON NOTICE JUNE 2018



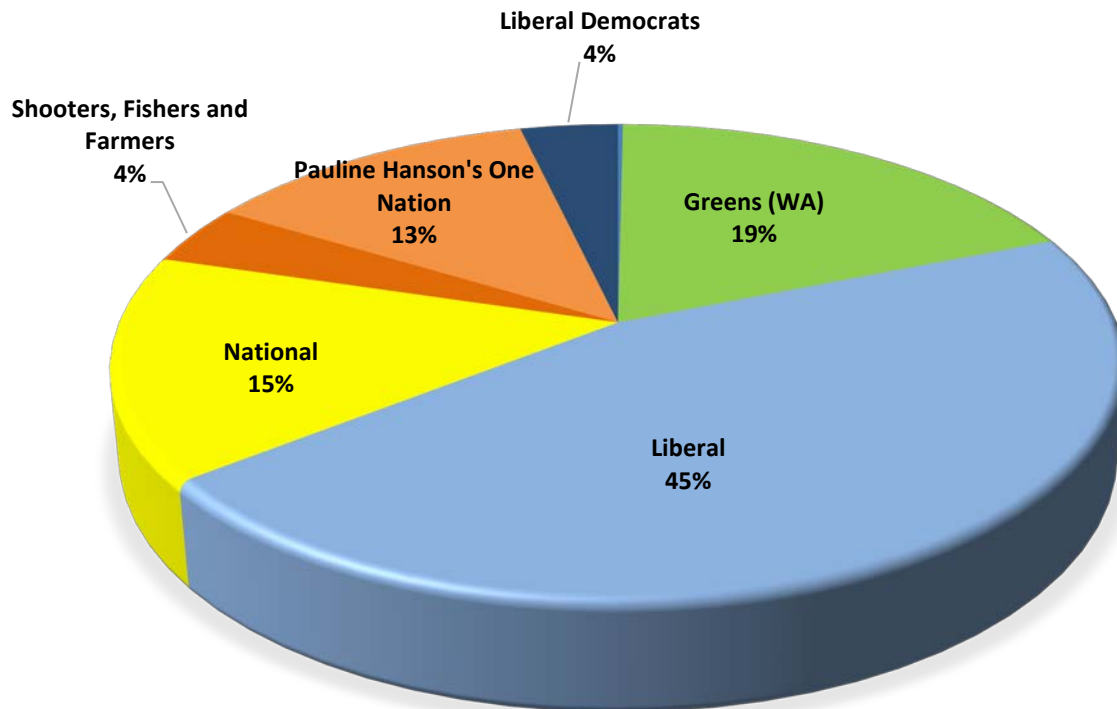
QUESTIONS ON NOTICE YEAR TO DATE - 2018



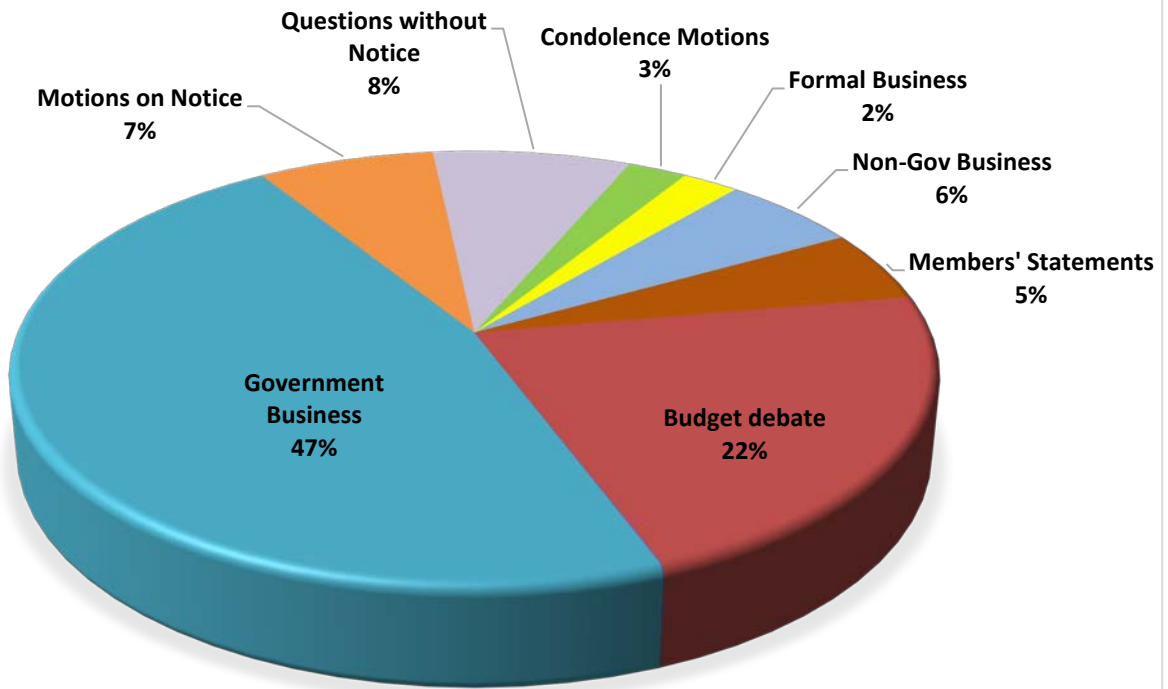
QUESTIONS WITHOUT NOTICE JUNE 2018



QUESTIONS WITHOUT NOTICE YEAR TO DATE - 2018



BUSINESS TRANSACTED IN THE COUNCIL JUNE (% OF TIME)



BUSINESS TRANSACTED IN THE COUNCIL YEAR TO DATE - 2018

