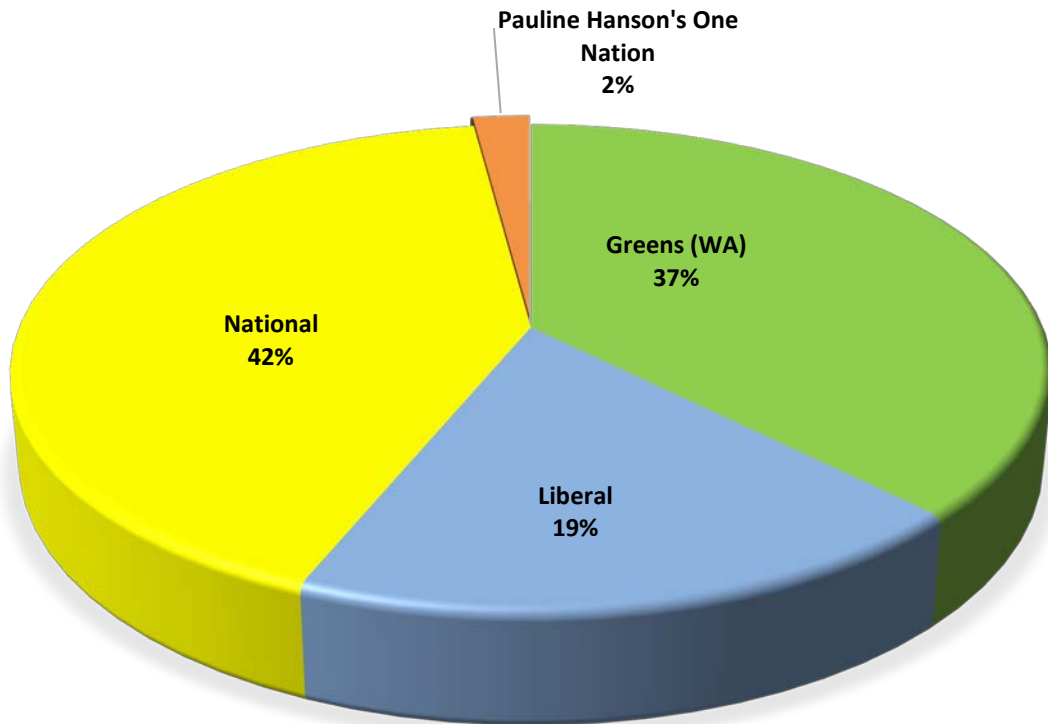


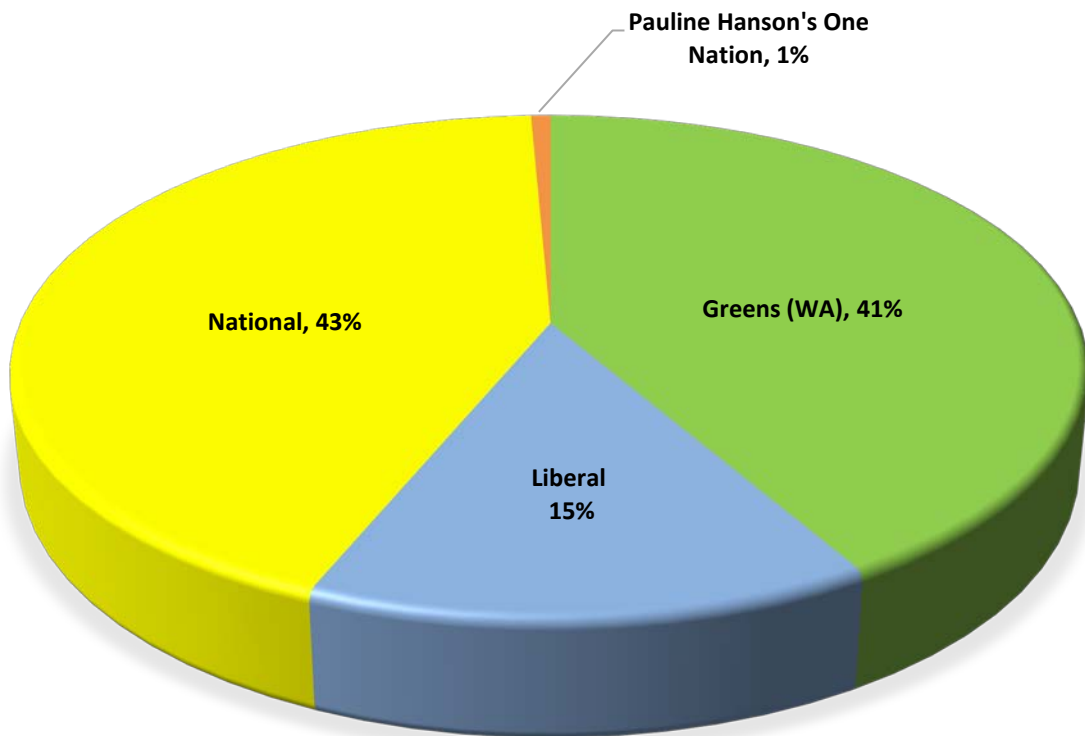
# Legislative Council Statistics

|                                    | Mar-20 | 2020 to date | 40th Parliament to date |
|------------------------------------|--------|--------------|-------------------------|
| <b>Sitting days and hours</b>      |        |              |                         |
| Weeks                              | 2      | 4            | 61                      |
| Days                               | 7      | 13           | 187                     |
| Hours                              | 42.21  | 79.01        | 1189.18                 |
| Average Hours                      | 6.03   | 6.05         | 6.22                    |
| <b>Bills</b>                       |        |              |                         |
| <b>Bills Introduced</b>            |        |              |                         |
| - Total                            | 10     | 13           | 156                     |
| - Initiated in the Council         | 1      | 1            | 34                      |
| - Initiated in the Assembly        | 9      | 12           | 122                     |
| - Government Bills                 | 10     | 13           | 136                     |
| - Non-Govt. - Private Member Bills | 0      | 0            | 20                      |
| <b>Bills dealt with</b>            |        |              |                         |
| - Passed                           | 4      | 6            | 96                      |
| - Defeated                         | 0      | 0            | 0                       |
| - Withdrawn                        | 0      | 0            | 0                       |
| - Referred to committee            | 0      | 2            | 21                      |
| <b>Amendments</b>                  |        |              |                         |
| - Bills passed without amendment   | 2      | 4            | 65                      |
| - Bills passed with amendment      | 2      | 2            | 31                      |
| <b>Questions</b>                   |        |              |                         |
| Questions without notice           | 157    | 293          | 4145                    |
| Questions on Notice                | 48     | 144          | 2879                    |
| <b>Petitions</b>                   |        |              |                         |
| Petitions presented                | 2      | 8            | 187                     |
| Signatures on petitions            | 2292   | 10547        | 184771                  |
| <b>Motions on Notice</b>           |        |              |                         |
| Notices given                      | 1      | 3            | 40                      |
| Agreed to                          | 1      | 3            | 30                      |
| Defeated                           | 0      | 0            | 9                       |

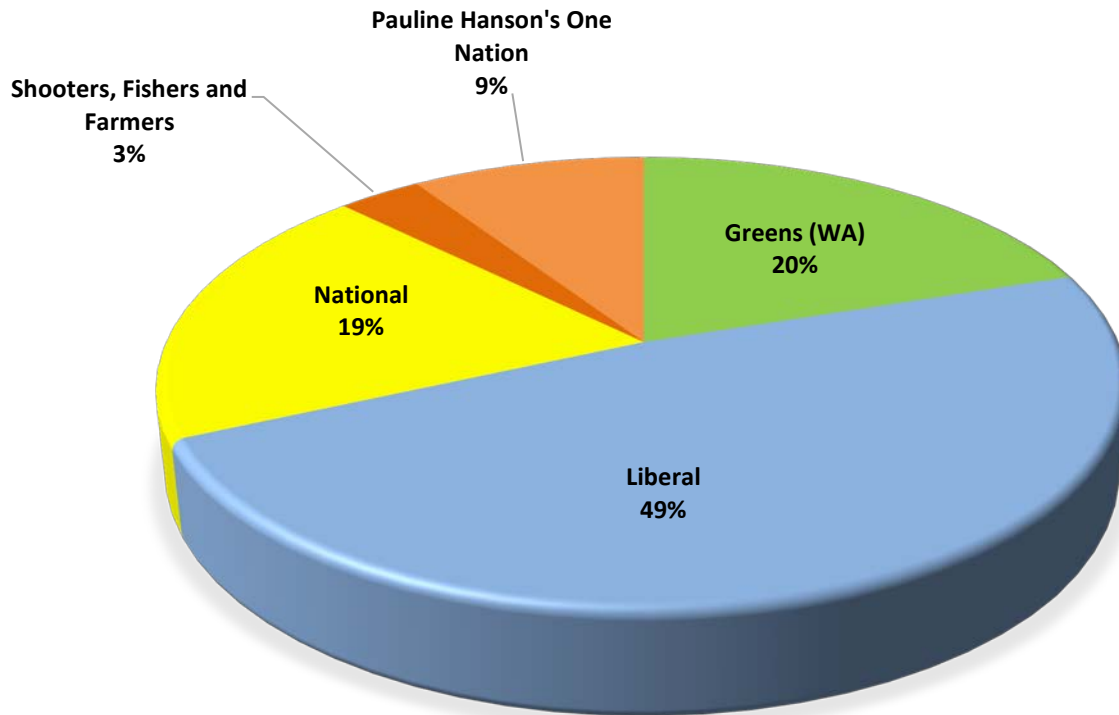
**QUESTIONS ON NOTICE  
MARCH 2020**



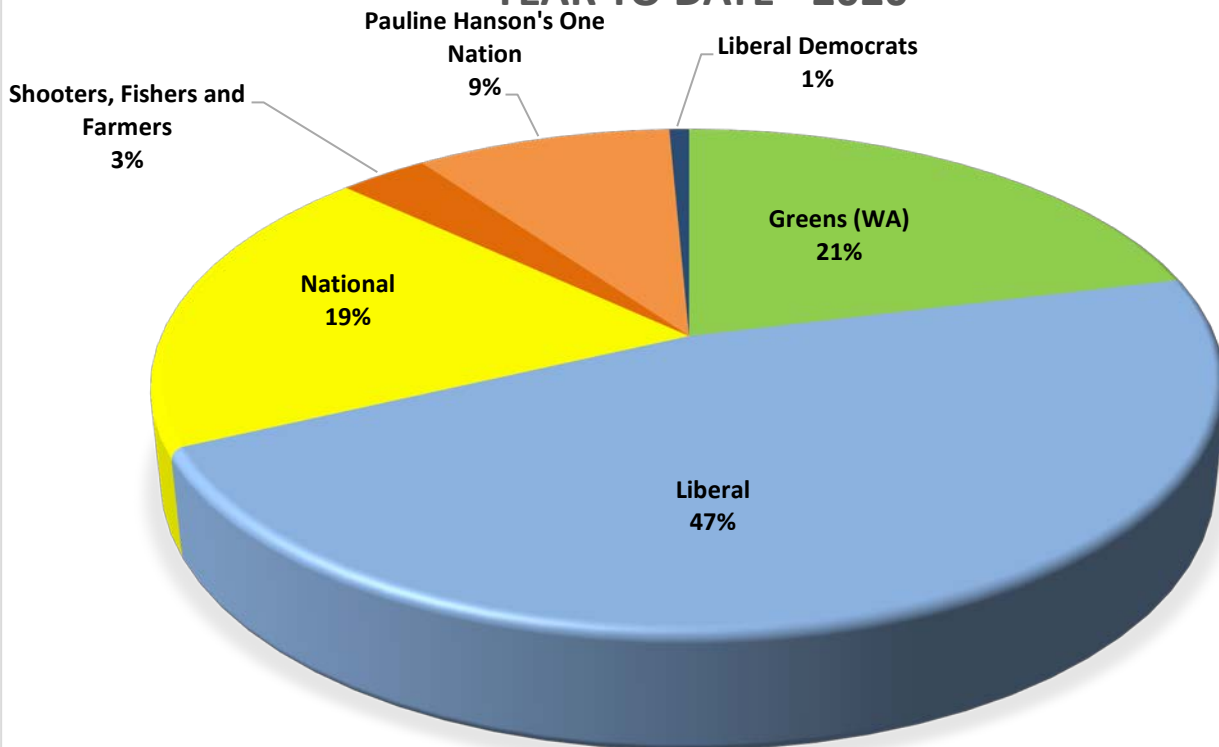
**QUESTIONS ON NOTICE  
YEAR TO DATE - 2020**



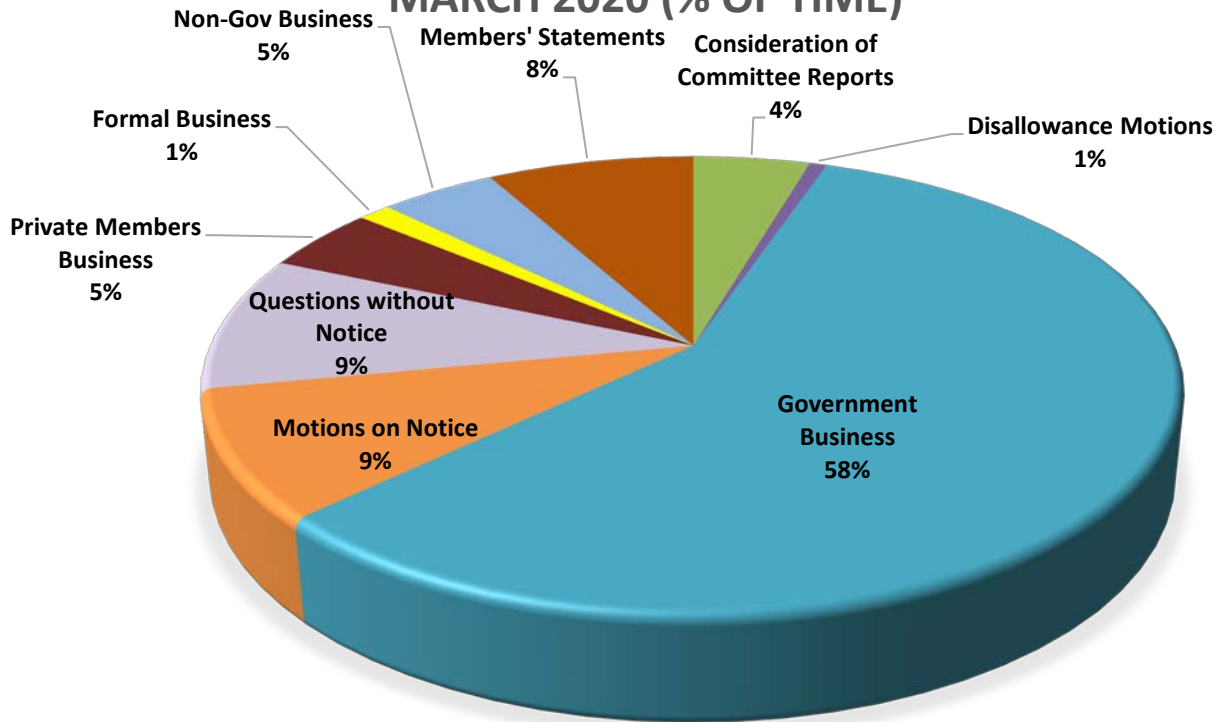
## QUESTIONS WITHOUT NOTICE MARCH 2020



## QUESTIONS WITHOUT NOTICE YEAR TO DATE - 2020



## BUSINESS TRANSACTED IN THE COUNCIL MARCH 2020 (% OF TIME)



## BUSINESS TRANSACTED IN THE COUNCIL YEAR TO DATE - 2020

