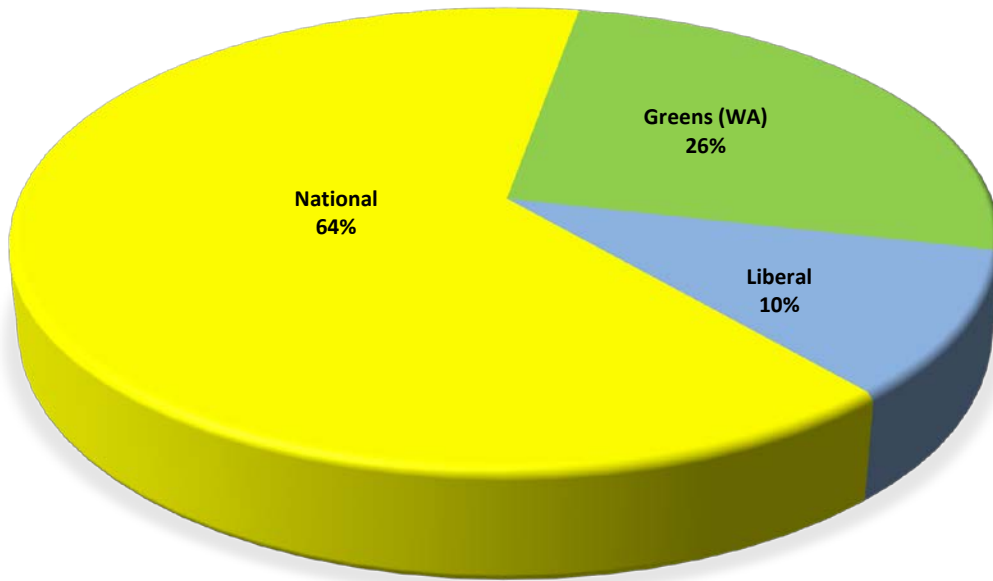


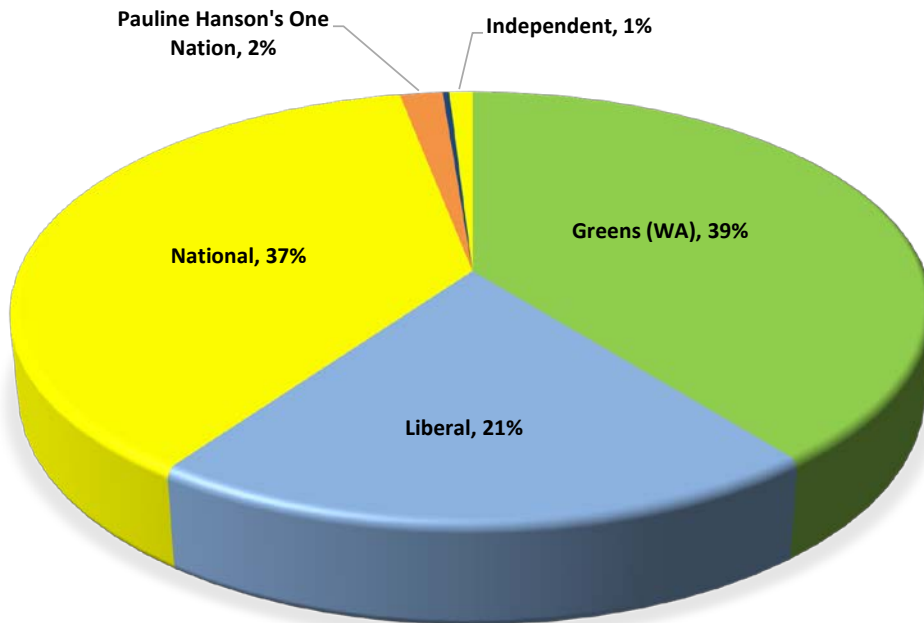
Legislative Council Statistics

	Sep-19	2019 to date	40th Parliament to date
Sitting days and hours			
Weeks	3	17	51
Days	9	51	154
Hours	55.20	318.29	964.45
Average Hours	6.09	6.15	6.16
Bills			
Bills Introduced			
- Total	3	31	128
- Initiated in the Council	1	7	29
- Initiated in the Assembly	2	24	99
- Government Bills	2	28	112
- Non-Govt. - Private Member Bills	1	3	16
Bills dealt with			
- Passed	5	24	89
- Defeated	0	0	0
- Withdrawn	0	0	0
- Referred to committee	1	5	19
Amendments			
- Bills passed without amendment	4	15	61
- Bills passed with amendment	1	9	28
Questions			
Questions without notice	193	1094	3371
Questions on Notice	128	732	2547
Petitions			
Petitions presented	3	32	165
Signatures on petitions	1713	26316	155755
Motions on Notice			
Notices given	2	13	32
Agreed to	2	12	25
Defeated	1	3	8

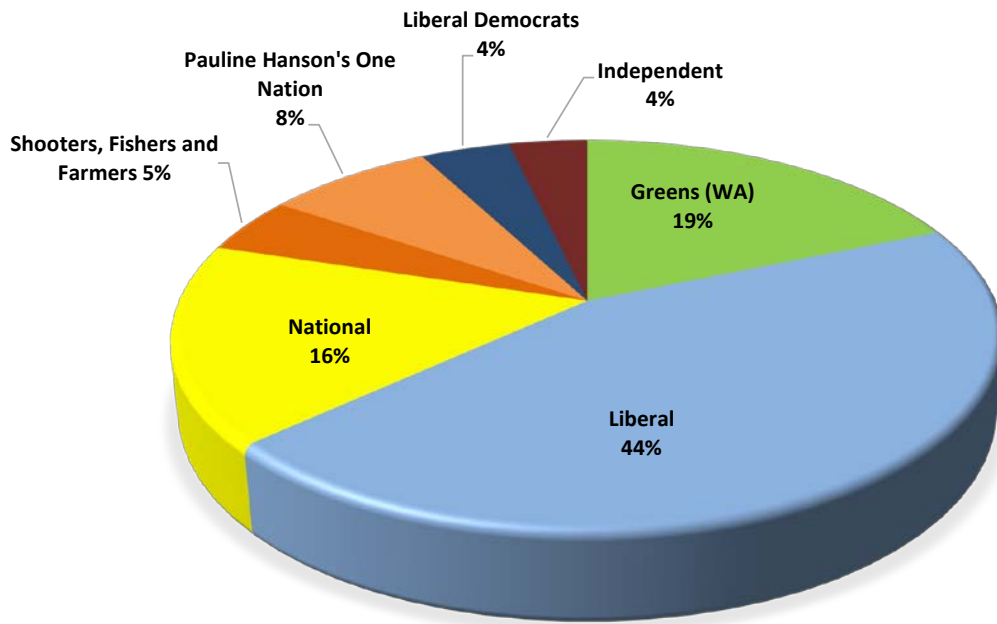
**QUESTIONS ON NOTICE
SEPTEMBER 2019**



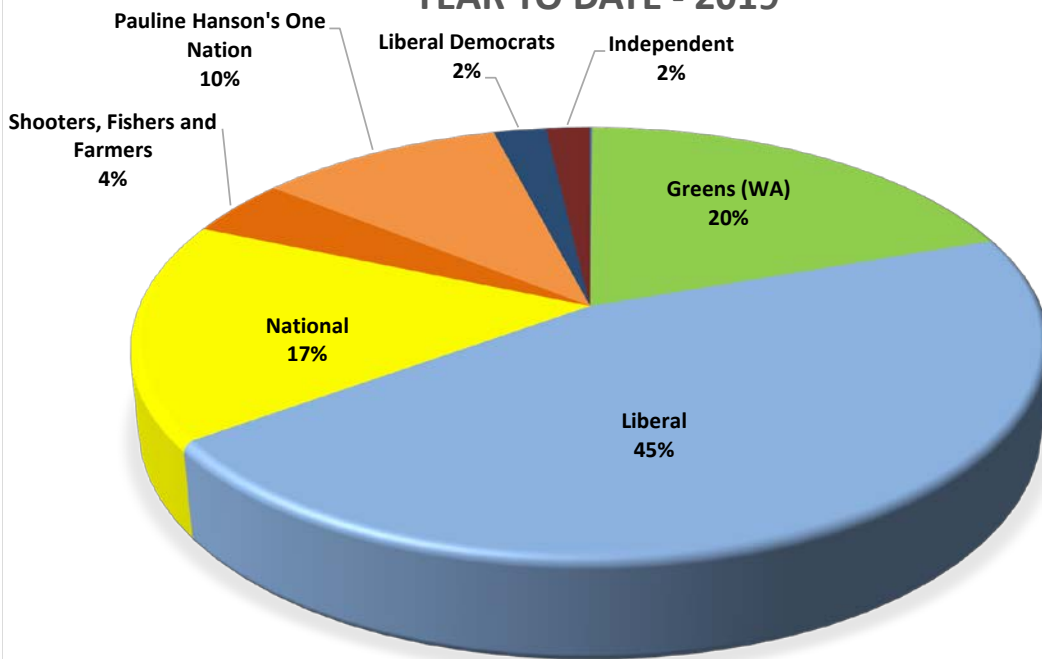
**QUESTIONS ON NOTICE
YEAR TO DATE - 2019**



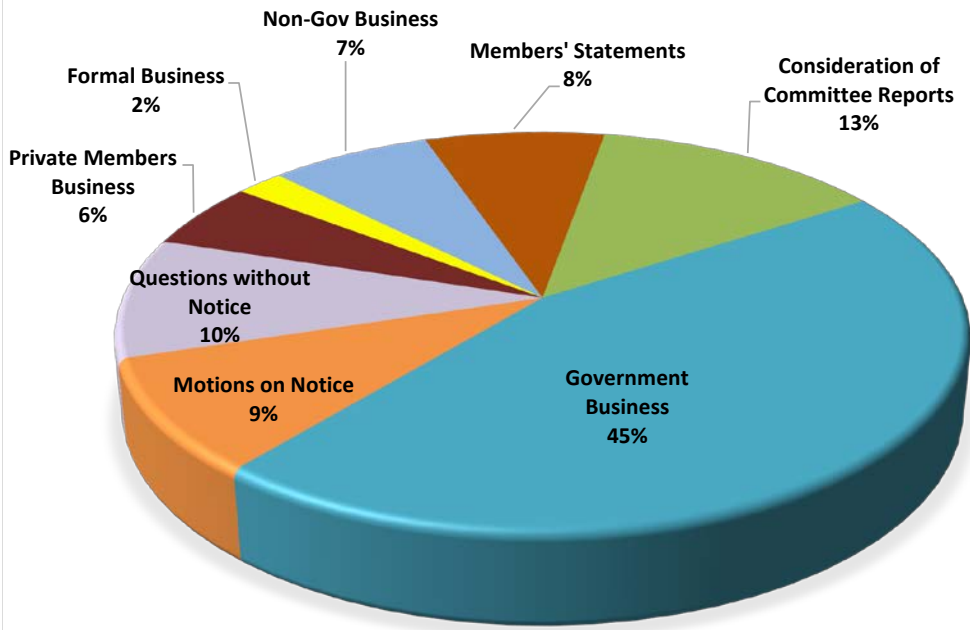
QUESTIONS WITHOUT NOTICE SEPTEMBER 2019



QUESTIONS WITHOUT NOTICE YEAR TO DATE - 2019



BUSINESS TRANSACTED IN THE COUNCIL SEPTEMBER 2019 (% OF TIME)



BUSINESS TRANSACTED IN THE COUNCIL YEAR TO DATE - 2019 (% OF TIME)

