



THIRTY-EIGHTH PARLIAMENT

**WORK OF THE
LEGISLATIVE COUNCIL IN 2012**

Published by authority of the
Clerk of the Legislative Council of Western Australia

O U R M I S S I O N

To pursue excellence in supporting the Legislative Council.

PRESIDING OFFICER

President of the Legislative Council
Hon Barry House MLC

ACCOUNTABLE AUTHORITY

Department of the Legislative Council

LOCATION

Parliament House
Harvest Terrace
PERTH WA 6000

CONTACT

Telephone: (08) 9222 7222
Facsimile: (08) 9222 7819
Email: council@parliament.wa.gov.au
Web: www.parliament.wa.gov.au

ISBN 978-1-922047-41-0



**DEPARTMENT OF THE
LEGISLATIVE COUNCIL**

**WORK OF THE
LEGISLATIVE COUNCIL IN 2012**

L I S T O F

T E R M S A N D A C R O N Y M S

Administration Office	Legislative Council Administration Office
Assembly	Legislative Assembly
Clerk	Clerk of the Legislative Council
Committee Office	Legislative Council Committee Office
Council	Legislative Council
Department	Department of the Legislative Council
House	Legislative Council
Procedure Office	Legislative Council Procedure Office
PSD	Parliamentary Services Department
WA	Western Australia

LIST OF FIGURES AND TABLES

Figures

Figure 1: Government Time as a Proportion of Total Time 2008-2012.....	7
Figure 2: Comparison of House and Committee Hours 2008-2012	8
Figure 3: Days and Hours of Sitting 2008-2012.....	8
Figure 4: Total Time and Government Time 2008-2012	9
Figure 5: Bills Passed 2008-2012	10
Figure 6: Pages of Legislation Considered in Bills Passed 2008-2012	10
Figure 7: Number of Bills Initiated by House	12

Tables

Table 1: Sitting hours under Rules of the House 2008 - 2012.....	6
--	---

C O N T E N T S

LIST OF DEFINED TERMS AND ACRONYMS
LIST OF FIGURES AND TABLES

CHAPTER 1 INTRODUCTION	3
ABOUT THIS PUBLICATION.....	3
FOCUS ON RESULTS.....	3
FURTHER INFORMATION	3
CHAPTER 2 WORK OF THE LEGISLATIVE COUNCIL CHAMBER.....	5
SIGNIFICANT FACTORS AFFECTING COUNCIL BUSINESS IN 2012	5
PASSAGE OF LEGISLATION	10
BILLS CONSIDERED AND PASSED BY THE COUNCIL	11
CHAPTER 3 WORK OF THE LEGISLATIVE COUNCIL COMMITTEES.....	13
BACKGROUND	13
APPENDIX 1 CHAMBER PUBLICATIONS 2012.....	15
CHAMBER PUBLICATIONS	15
TABLED PAPERS 2012	16
TABLED PAPERS 2008-2012	17
QUESTIONS ON NOTICE 2012	18
QUESTIONS ON NOTICE 2008-2012	19
QUESTIONS ON NOTICE NOT ANSWERED WITHIN 9 SITTING DAYS 2012	20
QUESTIONS ON NOTICE NOT ANSWERED WITHIN 9 SITTING DAYS 2008-2012	21
AMENDMENTS CONTAINED IN SUPPLEMENTARY NOTICE PAPERS 2012.....	22
AMENDMENTS CONTAINED IN SUPPLEMENTARY NOTICE PAPERS 2008-2012	23
SETS OF AMENDMENTS CIRCULATED 2008-2012	24
APPENDIX 2 PROCEDURES IN THE HOUSE	25
STATEMENTS BY MINISTERS AND PARLIAMENTARY SECRETARIES 2012	25
STATEMENTS BY MINISTERS AND PARLIAMENTARY SECRETARIES 2008-2012	26
QUESTIONS WITHOUT NOTICE 2012	27
QUESTIONS WITHOUT NOTICE 2008-2012.....	28
MOTIONS 2012	29
DISALLOWANCE MOTIONS 2012	30
NUMBER OF SPEAKERS DURING ADJOURNMENT DEBATE/MEMBERS' STATEMENTS 2012	31
TIME SPENT IN ADJOURNMENT DEBATE/MEMBERS' STATEMENTS 2012.....	32

APPENDIX 3 BILLS AND AMENDMENTS.....	33
BILLS PASSED 2012	33
BILLS THAT DID NOT COMPLETE PASSAGE 2012.....	37
BILLS PASSED AND LEGISLATION VOLUME COMPARISON 1993-2012.....	39
BILLS PASSED 2002-2012	40
PAGES OF LEGISLATION CONSIDERED 2002-2012.....	40
BILLS 2008-2012 COMPARISON.....	41
APPENDIX 4 SITTING SCHEDULE 2012.....	45
APPENDIX 5 STANDING COMMITTEE STATISTICS 2012 AND COMPARISON: 2008 TO 2012	47
KEY ITEMS FOR 2012	48
GENERAL ITEMS.....	49
COMPARISON BY COMMITTEE: 2008 TO 2012	51
COMPARISON BY YEAR: 2008 TO 2012.....	52
APPENDIX 6 TRAVEL STATISTICS 2012 AND COMPARISON: 2008 TO 2012	55
STANDING COMMITTEE TRAVEL 2012	55
TRAVEL EXPENDITURE FOR 2012.....	55
COMPARISON OF TRAVEL EXPENDITURE – 2008 TO 2012.....	55

CHAPTER 1 INTRODUCTION

ABOUT THIS PUBLICATION

The Department of the Legislative Council has compiled these statistics on the operation of the Legislative Council for the information of members and the public. This publication is for the calendar year 2012. The sitting period during 2012 was from 6 March 2012 to 30 November 2012.

This report augments the statistics provided in the Annual Report of the Department of the Legislative Council.¹ The statistical information in this report is based on the calendar year rather than the financial year information contained in the annual report.

The decision to provide statistical information on the basis of a calendar year rather than for each session of Parliament was prompted by the Government's decision not to prorogue the annual sessions of Parliament since 2003. For many years the Houses of Parliament were prorogued in August of each year. Since the decision in 2003, prorogation only occurs prior to the dissolution of the Legislative Assembly in preparation for a State general election. As such, the usual four year parliament will comprise just one session rather than four.

FOCUS ON RESULTS

The Department's mission is to pursue excellence in supporting the Legislative Council. The Department achieves this by providing professional, advisory and administrative support to the members and officers of the Council. The Department's purpose in gathering and publishing statistics is to assist it to provide better and more relevant services to Members and the public.

FURTHER INFORMATION

Further information about the work of the Legislative Council is provided in the Department's Annual Business Plan and its Annual Report. Details of proceedings of the House and work of the Council's committees may be found on the Parliament House website. Inquiries regarding the data and information in this publication should be directed to Dr Julia Lawrinson, Usher of the Black Rod.



Mr Malcolm Peacock

Clerk of the Legislative Council

7 June 2013

¹ Annual Reports of the Department of the Legislative Council can be viewed on the Parliament House website at www.parliament.wa.gov.au.

CHAPTER 2 WORK OF THE LEGISLATIVE COUNCIL CHAMBER

This chapter provides data and analysis on the work of the Legislative Council Chamber during 2012, as well as year to year (historical) comparisons. The effect of the different procedural regimes on the work of the House is considered, focussing on the impact on Government business.

More detailed information and data on these matters and other functions of the House is provided in Appendix 1 (Chamber Publications), Appendix 2 (Procedures in the House) and Appendix 3 (Bills and Amendments).

Table 1 provides summary information on the procedural regimes applying since 2008 and the outcomes in terms of sitting times and time devoted to Government business.

SIGNIFICANT FACTORS AFFECTING COUNCIL BUSINESS IN 2012

Rules of the House

The Legislative Council operates under rules (Standing Orders) which determine timeframes allocated to particular matters before the House and the hours and days on which the Council meets. These rules may be varied for particular lengths of time by the adoption of alternate sets of rules known as Temporary Orders. The Council operated under new Standing Orders in 2012, which were adopted by the House on 1 December 2011. These Standing Orders were adopted in order to modernise the procedures of the House.

The aim of the new Standing Orders were to: streamline and simplify the procedures of the House and its Committees; rationalise the priority of business considered by the House; adopt successful practices from Temporary and Sessional Orders that had already been trialled by the House; incorporate current practices; eliminate obsolete and unnecessary Standing Orders; ensure that the rights of all Members to contribute to proceedings in the House and its Committees are retained or strengthened; use plain English and gender neutral language; and re-order the Standing Orders into a more user friendly sequence. In the process, the number of Standing Orders was reduced from 438 to 240.

Effect of Different Procedural Orders on Government Business Time

A comparison of times under the Standing Order, Sessional Order and Temporary Order regimes devoted to government business indicates that government business time has consistently been higher during periods in which Temporary or Sessional Orders have operated. This pattern is clearly visible in Table 1 and Figure 1.

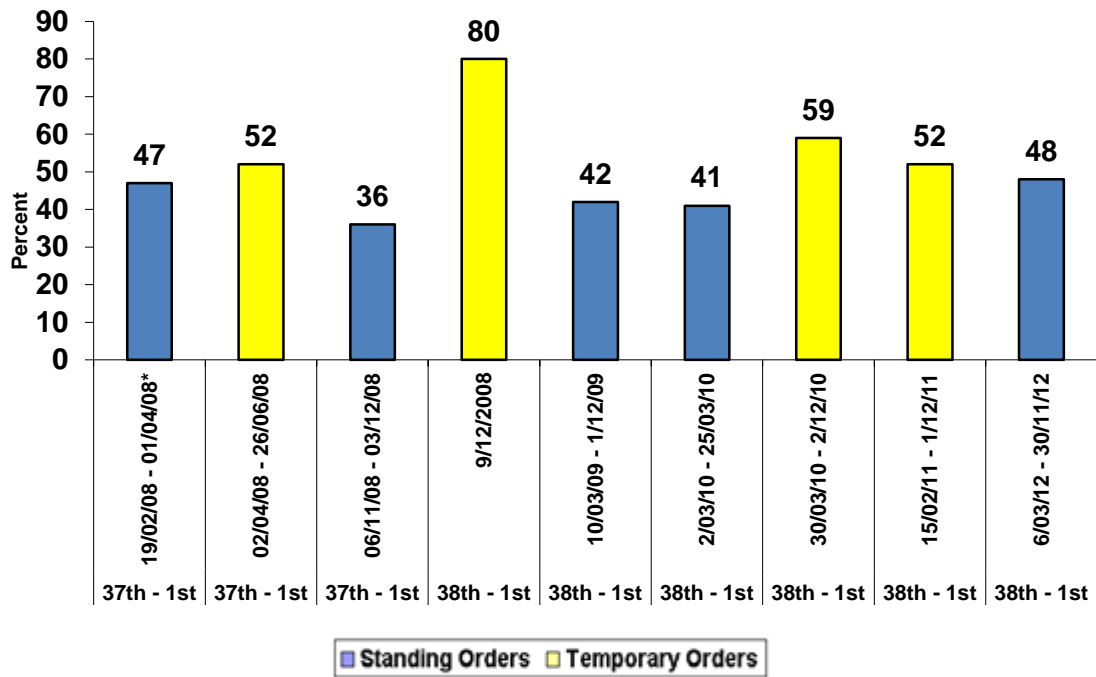
Table 1: Sitting hours under Rules of the House 2008 - 2012

PARLIAMENT/SESSION/YEAR	PERIOD	SITTING DAYS	SITTING HOURS	GOVT. HOURS (APPROX)
37 th Parliament - 1 st Session under Standing Orders (2008)	19/02/08 - 01/04/08	14*	70	33
37 th Parliament - 1 st Session under Temporary Orders (2008)	02/04/08 - 26/06/08	22	132	69
38 th Parliament - 1 st Session under Standing Orders (2008)	06/11/08 - 03/12/08	9	40	14.5
38 th Parliament - 1 st Session under Temporary Orders (2008)	09/12/08	1	5	4
38 th Parliament - 1 st Session under Standing Orders (2009)	10/03/09 - 1/12/09	61	337	142
38 th Parliament - 1 st Session under Standing Orders (2010)	2/03/10 - 25/03/10	6	28	11.5
38 th Parliament - 1 st Session under Temporary Orders (2010)	30/03/10 - 2/12/10	54	351	206.5
38 th Parliament - 1 st Session under Temporary Orders (2011)	15/02/2011 - 1/12/2011	63	359.44	189.11
38 th Parliament - 1 st Session under New Standing Orders (2012)	06/03/2012 – 30/11/2012	58	324.52	174.04

Figure 1 overleaf shows Government business time as a proportion of total time under the various procedural regimes in place from 2008-2012. Figure 3 provides details of the total sitting times (days and hours) during approximately the same period.

* Note that 06/05/2008 was a single sitting day under Standing Orders occurring within a period of Temporary Orders. It is included within this period for simplicity of presentation.

Figure 1: Government Time as a Proportion of Total Time 2008-2012



House and Committee Hours

The total annual sitting hours of the Chamber and the Council Committees are compared in Figure 2.

Figure 2: Comparison of House and Committee Hours 2008-2012

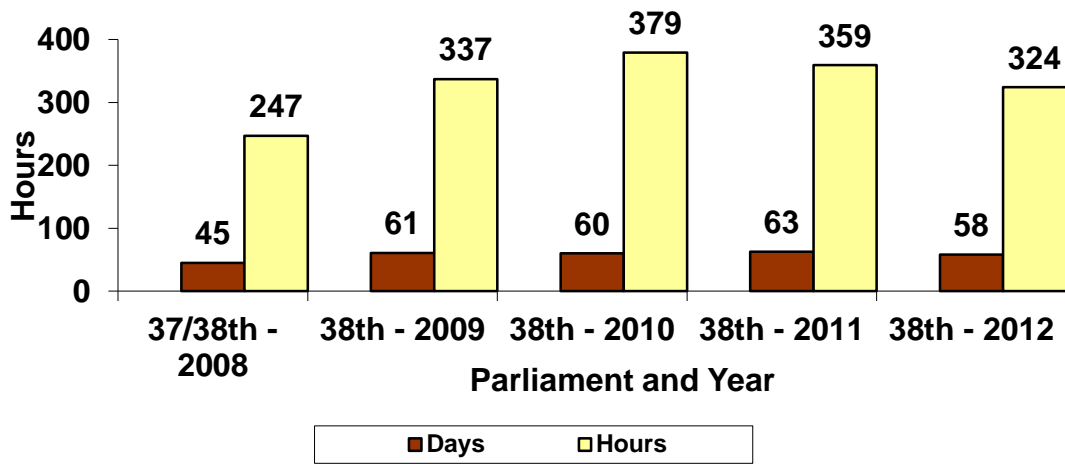


Figure 3: Days and Hours of Sitting 2008-2012

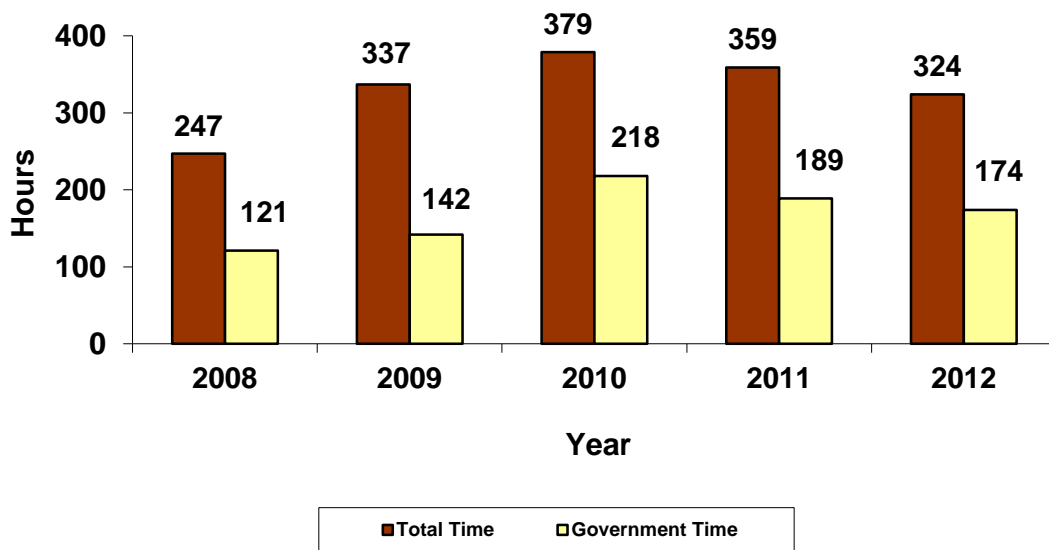
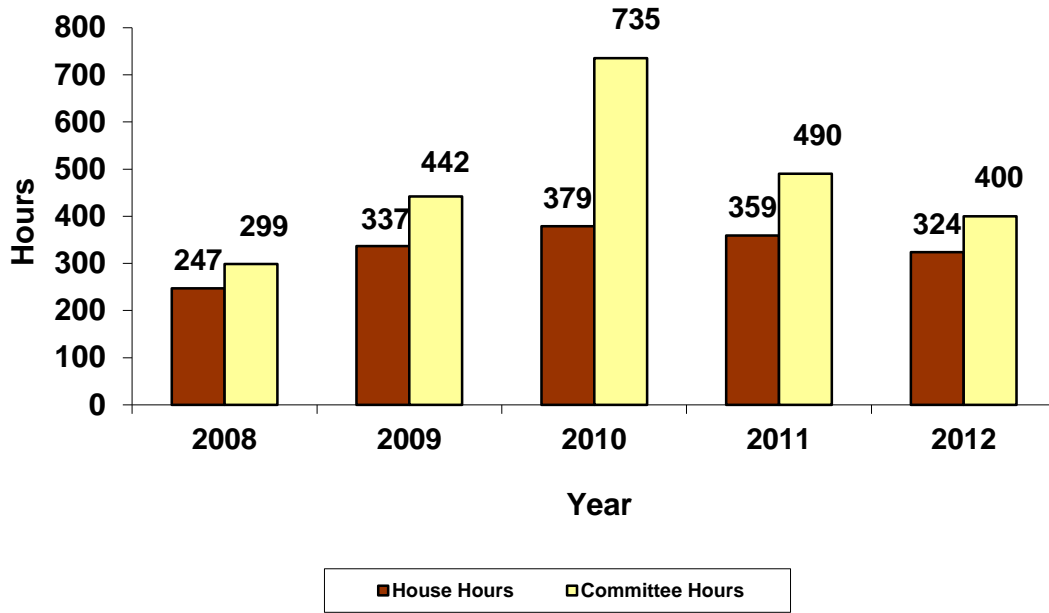


Figure 4 below shows Government business time compared with total sitting time from 2008 to 2012.

Figure 4: Total Time and Government Time 2008-2012



PASSAGE OF LEGISLATION

Figure 5 below shows the number of Bills passed by the Council from 2008 to 2012.

Figure 5: Bills Passed 2008-2012

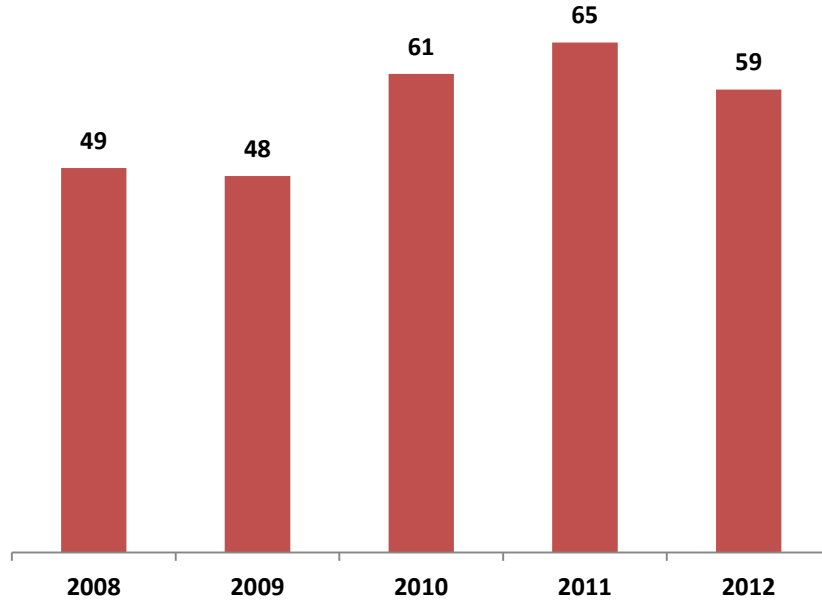
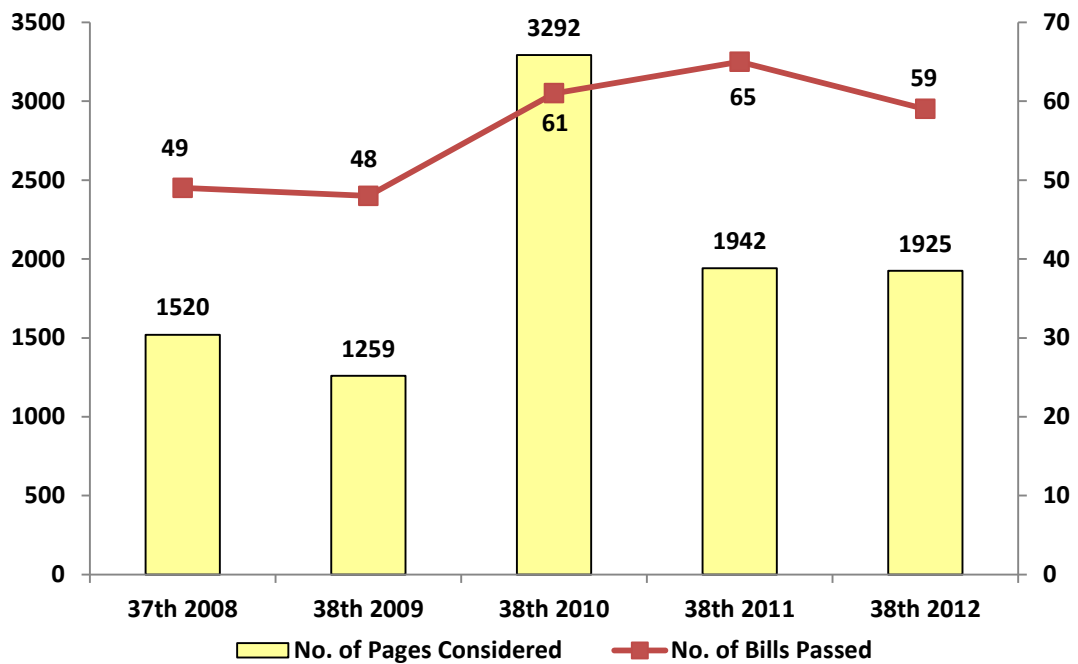


Figure 6 below compares the number of Bills passed by the Council with volume of legislation (pages) within the Bills passed from 2008 to 2012.

Figure 6: Pages of Legislation Considered in Bills Passed 2008-2012



BILLS CONSIDERED AND PASSED BY THE COUNCIL

In 2012 the Council passed 59 Bills. Of these, the Council amended 14. Figures 5 and 6 (previous page) do not take into account the different total sitting hours from year to year.

Bills Proceeding to Third Reading by Leave

Another indicator of the complexity and contentiousness of bills is the number of bills that avoid the scrutiny in detail of the committee stage of consideration. In 2012, leave was granted on 23 occasions to dispense with the Committee of the Whole House stage and to proceed to the Third Reading of the Bill. They were:

- *Gas Services Information Bill 2011*
- *Community Protection (Offender Reporting) Amendment Bill (No. 2) 2011*
- *Western Australia Day Renaming Bill 2011*
- *Workers Compensation and Injury Management Amendment Bills 2011*
- *Bank of Western Australia Amendment Bill 2012*
- *Education and Care Services National Law (WA) Bill 2011*
- *Petroleum and Geothermal Energy Safety Levies Amendment Bill 2012*
- *Petroleum and Geothermal Energy Safety Levies Amendment Bill 2012*
- *Inheritance (Family and Dependants Provision) Amendment Bill 2012*
- *Lotteries Commission Amendment Bill 2011*
- *Wills Amendment (International Wills) Bill 2012*
- *Pay-Roll Tax Rebate Bill 2012*
- *Pay-Roll Tax (Indigenous Wages) Rebate Bill 2012*
- *Revenue Laws Amendment Bill 2011*
- *Mining Amendment Bill 2012*
- *Sentencing Amendment Bill 2012*
- *Revenue Laws Amendment Bill 2012*
- *School Education Amendment Bill 2012*
- *Aboriginal Affairs Planning Authority Amendment Bill 2012*
- *Community Protection (Offender Reporting) Amendment Bill 2011*
- *Electoral Amendment Bill 2012*
- *Child Support (Adoption of Laws) Amendment Bill 2012*
- *Classification (Publications, Films and Computer Games) Enforcement Amendment Bill 2012*

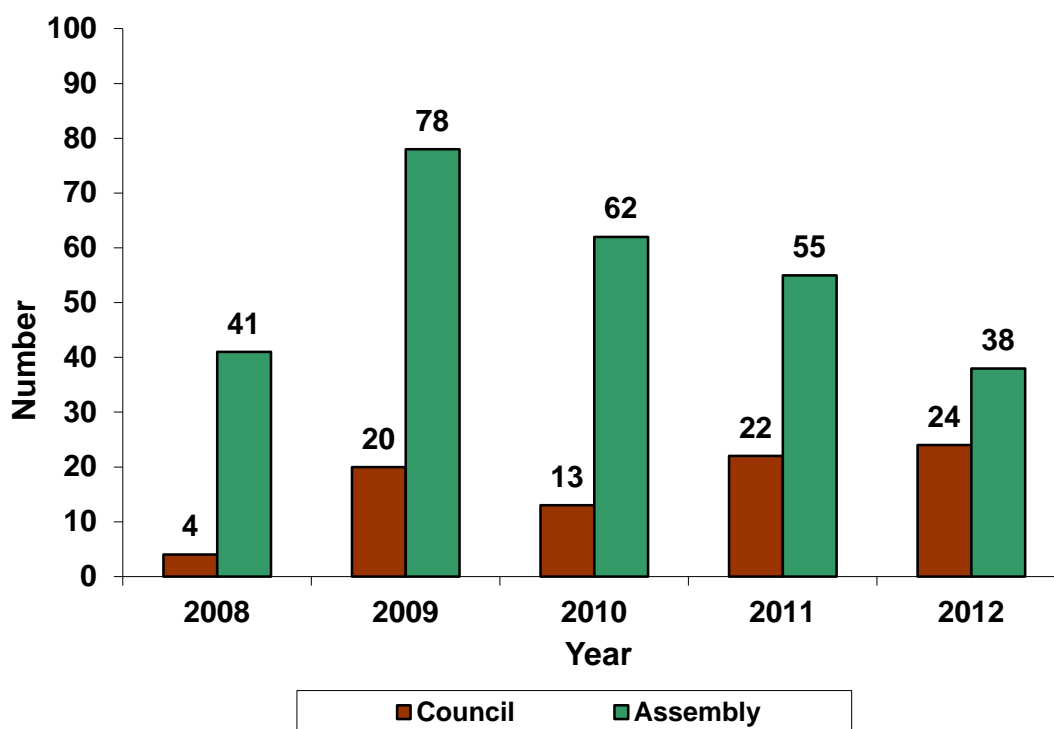
Leave was granted on a further three occasions to proceed to the Third Reading of the Bill on the same sitting day as the Committee of the Whole House stage was concluded. The Bills were:

- *Education and Care Services National Law (WA) Bill 2011*
- *Community Protection (Offender Reporting) Amendment Bill 2011*
- *Classification (Publications, Films and Computer Games) Enforcement Amendment Bill 2012*

Initiation of Bills

Figure 7 (below) shows the number of Bills initiated in the Council and the Assembly from 2008.

Figure 7: Number of Bills Initiated by House



CHAPTER 3 WORK OF THE LEGISLATIVE COUNCIL COMMITTEES

BACKGROUND

The Legislative Council Committee Office

The primary goal of the Legislative Council Committee Office (**Committee Office**) is to provide high quality and pro-active advice, research, administrative and executive services to parliamentary committees which are served by the Department of the Legislative Council.

The Committee Office's objectives in gathering and publishing statistics is transparency and to assist it to provide better and more relevant services to Members and the public.

Committee Operations

In 2012, the Committee Office administered five standing committees and two joint standing committee, with the Joint Committee of Audit being established in October 2012. Nearly half of the 7 standing committees are primarily focussed on scrutinising legislation being considered by the Parliament. Two of the committees (the Standing Committee on Delegated Legislation and the Standing Committee on Uniform Legislation) are responsible for bills or instruments automatically referred under the Standing Orders of the Legislative Council. The Legislation Committee will provide the Council with detailed information on any Bill the House refers for further scrutiny.

The remaining Standing Committees tend to deal with issues rather than legislation. The Standing Committee on Estimates and Financial Operations focuses on how public monies are allocated and used. As well as scrutinising the Budget and annual reports of government agencies, the Committee has the power to launch inquiries into any aspect of government that involves public expenditure. The Environment and Public Affairs Committee considers all petitions presented to the Legislative Council. In some cases, matters raised in petitions may lead to full inquiries. The Committee also initiates inquiries related to environmental issues under its terms of reference. The Standing Committee on Public Administration has a broad remit to examine most aspects of public administration, which includes a particular reference to statutory office holders such as the Ombudsman.

Reports

There were 47 substantive reports tabled in the Legislative Council in 2012 by the Standing Committees, with the Standing Committee on Delegated Legislation tabling 16 reports; the Standing Committee on Uniform Legislation tabling 11 reports related to Bills referred and to the Statute Book; Environment and Public Affairs Committee tabling 7 reports, with two being overviews of petitions; the Standing Committee on Estimates and Financial Operations tabled 6 reports, with one being a procedural matter and another being a significant report related to the management of the contract to run the Peel Health Campus, and another relating to evidence given by Western Power during the 2011 Estimates hearings; and the Standing Committee on Public Administration tabled 6 reports. The Public Administration concluded a major inquiry into the Electricity Transmission and Distribution Management by Western Power and Horizon Power, with the final report being tabled in January 2012. Subsequent to that report, and as a result of evidence given during the inquiry, the Public Administration Committee also table 3 Special Reports related evidence given to the Committee and to

the appearance before the Committee of the Auditor General. The Legislation Committee had no Bills referred to it in 2012 and therefore produced no reports.

In addition to reports on proposed legislation and significant inquiries, Committees produce information reports and annual reports which tend to highlight broad issues that have relevance beyond a particular inquiry or systemic matters that are apparent across several inquiries. While the volume of reports issued tends to be a 'headline' reporting matter, they are a comparatively crude measure of the work of the Committee system. The volume of reports does not necessarily reflect the complexity and extent of an inquiry.

Travel

The Committees occasionally undertake investigative travel to collect information. This may be to conduct local hearings in regional Western Australia, inspecting locations and sites, or where particular expertise or experience exists in other locations. On occasions, Committees will also travel to conferences which relate to their specific terms of reference. These conferences provide an opportunity to not only hear the views of experts in the field, often from overseas, but also to meet with people who work in other jurisdictions who share the Committee's scrutiny role or oversight role.

In 2012, there was only one instance of investigative travel by a Committee.

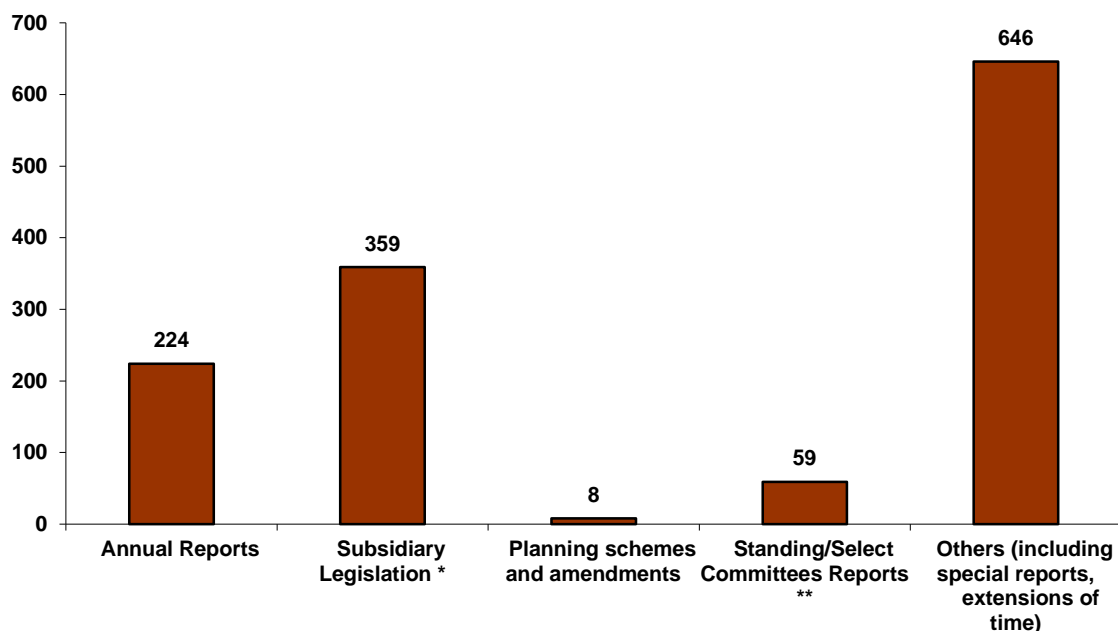
APPENDIX 1 CHAMBER PUBLICATIONS 2012

CHAMBER PUBLICATIONS

Chamber Publications 2012	Number
Weekly Bulletins	19
Business Programs	58
Daily Notice Papers	58
Minutes of Proceedings	58
Tabled Papers Lists	58
Supplementary Notice Papers (Amendments)	59
Questions Book (Questions on Notice)	58

TABLED PAPERS 2012

	2012
Annual Reports	224
Subsidiary Legislation *	359
Planning schemes and amendments	8
Standing / Select Committees Reports **	59
Others ² (including special reports, extensions of time)	646
TOTAL	1296



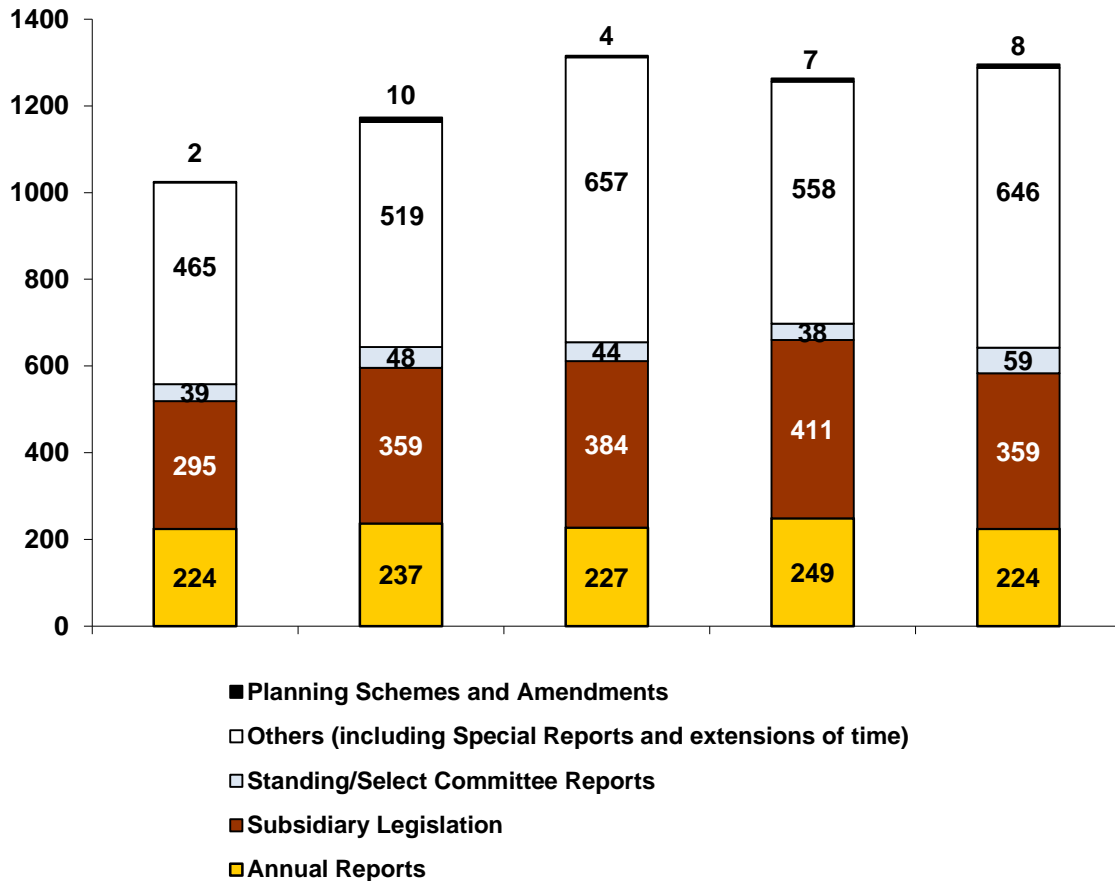
* *Subsidiary Legislation* includes any regulation or other instrument captured within the definition prescribed in the *Interpretation Act 1984*.

** *Committee Reports* includes committees administered by both Houses (Joint Standing Committee on Delegated Legislation; Joint Standing Committee on the Commissioner for Children and Young People and Joint Standing Committee on the Corruption and Crime Commission). 'Special Reports' from committees seeking extensions of reporting dates and advising of 'own motion inquiries' (SO 325) have been excluded.

² In addition to procedural papers tabled by the Standing Committees (special reports and extensions of time), 'Others' also includes tabled papers such as petitions, answers to questions without notice, agreements, CALM leases and various other papers tabled by Members during the course of debate.

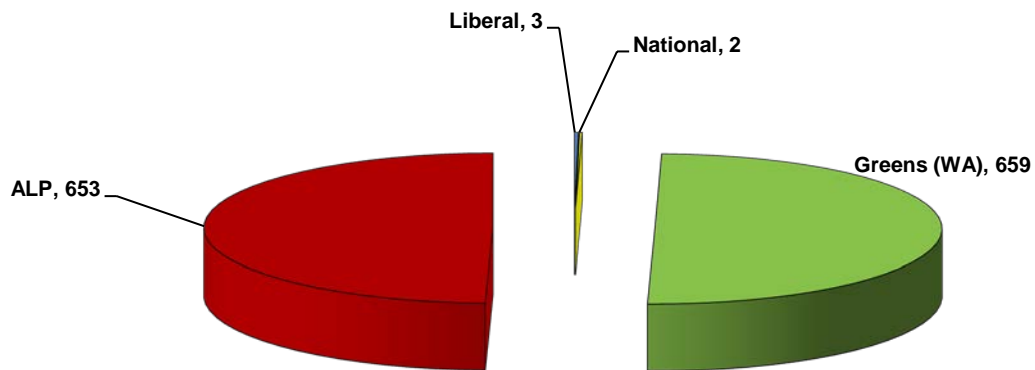
TABLED PAPERS 2008-2012

	2008	2009	2010	2011	2012
Annual Reports	224	237	227	249	224
Subsidiary Legislation *	295	359	384	411	359
Planning schemes and amendments	2	10	4	7	8
Standing / Select Committees Reports **	39	48	44	38	59
Others (including special reports, extensions of time)	465	519	657	558	646
TOTAL	1025	1173	1316	1263	1296



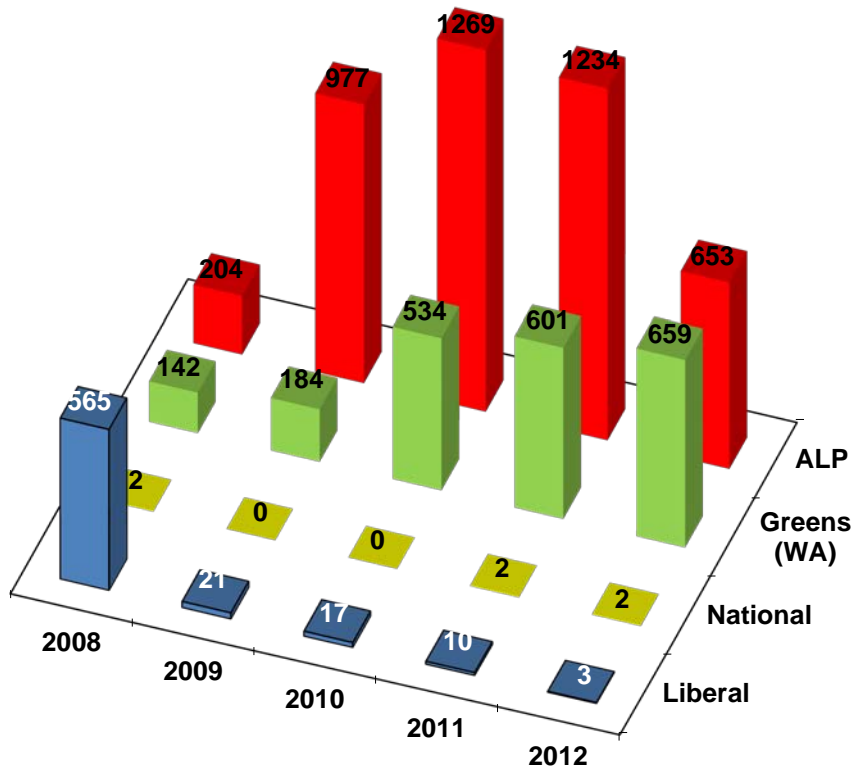
QUESTIONS ON NOTICE 2012

Questions asked by	2012
Liberal	3
National	2
Greens (WA)	659
ALP	653
TOTAL	1317



QUESTIONS ON NOTICE 2008-2012

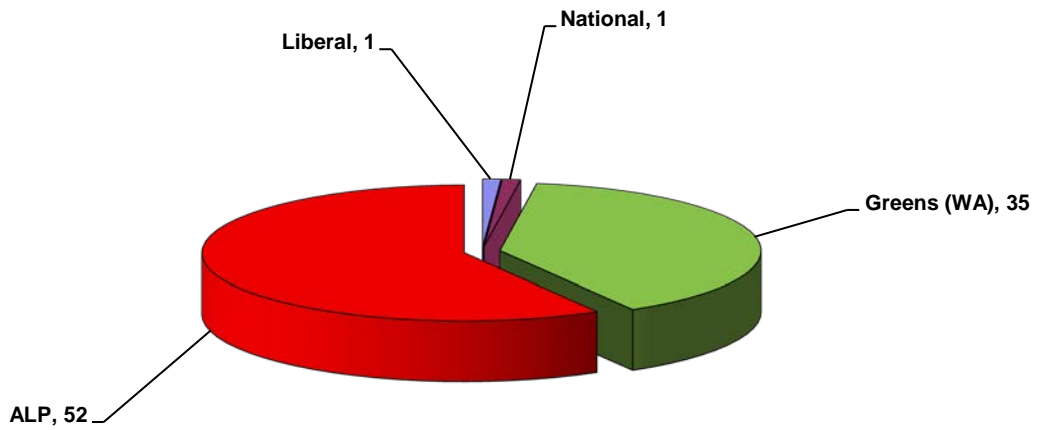
Questions asked by	2008	2009	2010	2011	2012
Liberal	565	21	17	10	3
National	2	0	0	2	2
Greens (WA)	142	184	534	601	659
ALP	204	977	1269	1234	653
TOTAL	962	1206	1820	1847	1317



QUESTIONS ON NOTICE NOT ANSWERED WITHIN 9 SITTING DAYS 2012

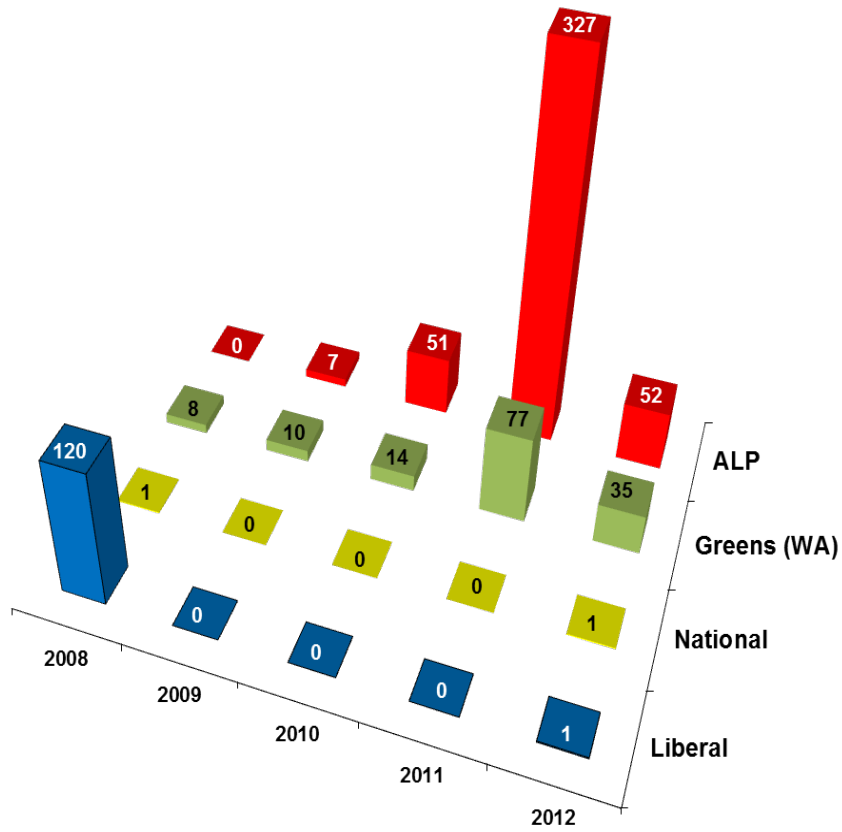
See Standing Order 107(2).

	Feb	Mar	Apr	May	Jun	Jul	Aug	Sep	Oct	Nov	Dec	Total
Liberal	0	0	0	0	0	0	0	1	0	0	0	1
National	0	0	0	0	0	0	0	0	0	1	0	1
Greens (WA)	0	4	0	7	6	0	3	5	3	7	0	35
ALP	0	1	0	16	11	0	1	12	5	6	0	52
TOTAL	0	5	0	23	17	0	4	18	8	14	0	89



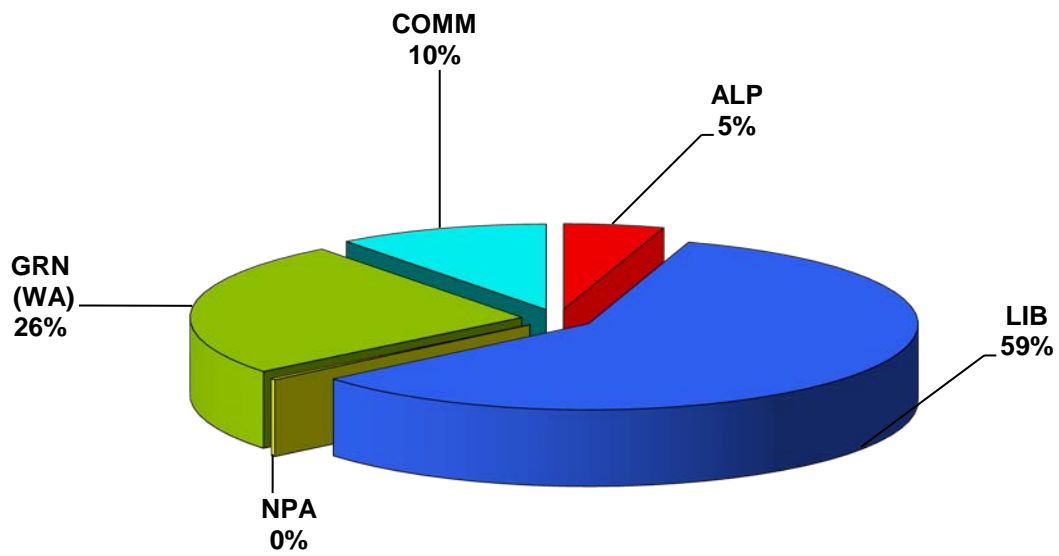
QUESTIONS ON NOTICE NOT ANSWERED WITHIN 9 SITTING DAYS 2008-2012

Questions asked by	2008	2009	2010	2011	2012
Liberal	120	0	0	0	1
National	1	0	0	0	1
Greens (WA)	8	10	14	77	35
ALP	0	7	51	327	52
TOTAL	135	17	65	404	89



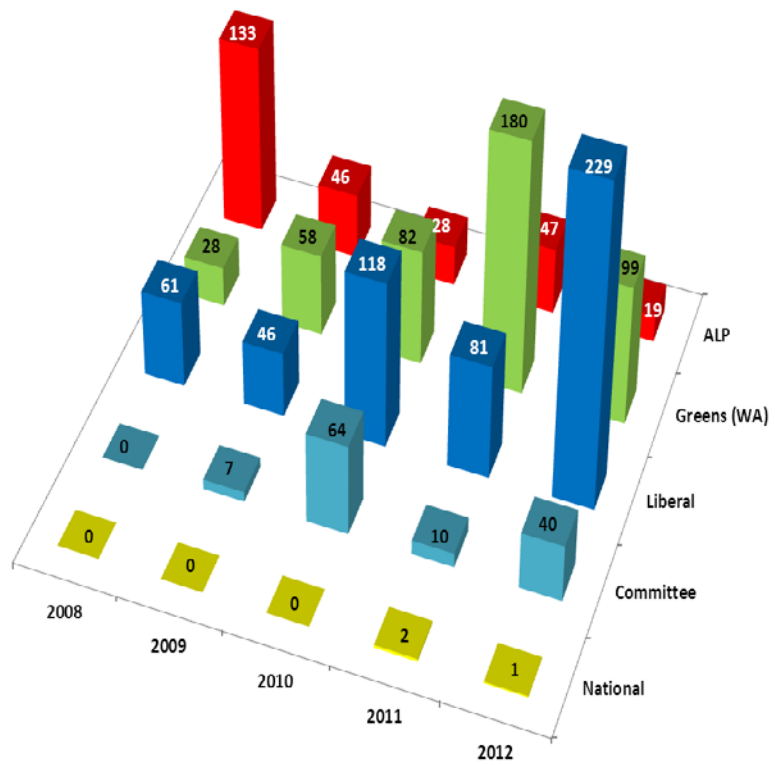
AMENDMENTS CONTAINED IN SUPPLEMENTARY NOTICE PAPERS 2012

ALP	Liberal	National	Greens (WA)	Committee	TOTAL
19	229	1	99	40	388



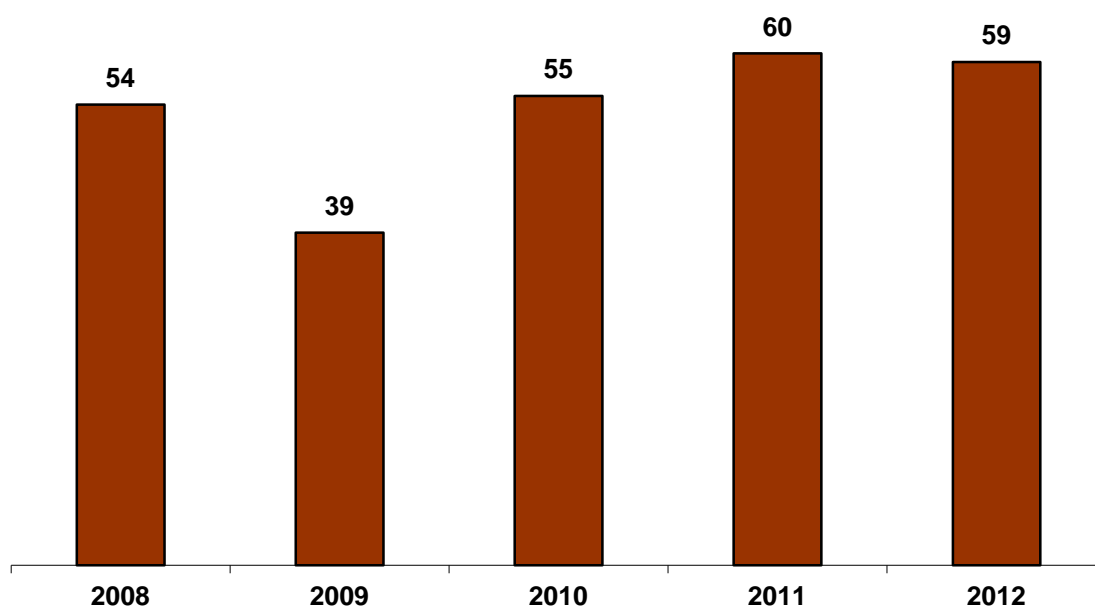
AMENDMENTS CONTAINED IN SUPPLEMENTARY NOTICE PAPERS 2008-2012

	2008	2009	2010	2011	2012
ALP	133	46	28	47	19
Liberal	61	46	118	81	229
National	0	0	0	2	1
Greens (WA)	28	58	82	180	99
Committee	0	7	64	10	40
TOTAL	222	157	292	320	388



SETS OF AMENDMENTS CIRCULATED 2008-2012

YEAR	Sets of amendments circulated *
2008	54
2009	39
2010	55
2011	60
2012	59

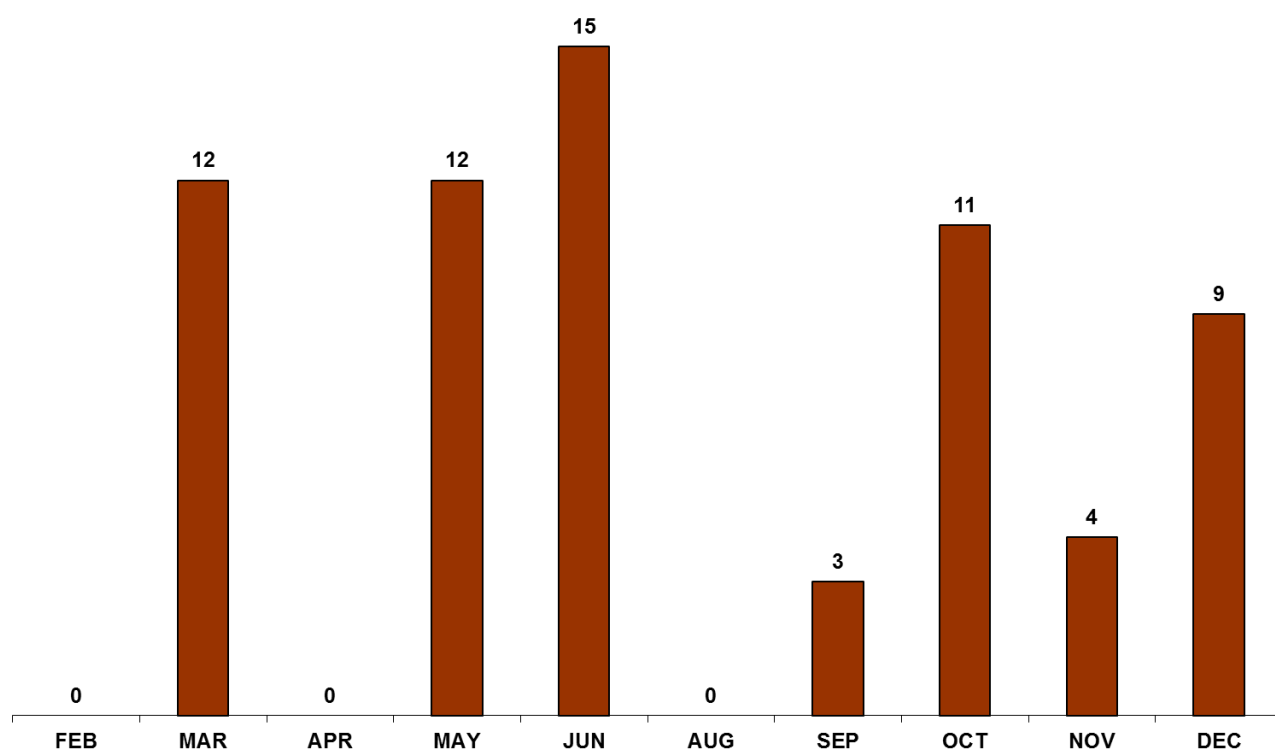


* *Sets of Amendments Circulated* refers to the number of Supplementary Notice Papers issued containing proposed amendments to various bills.

APPENDIX 2 PROCEDURES IN THE HOUSE

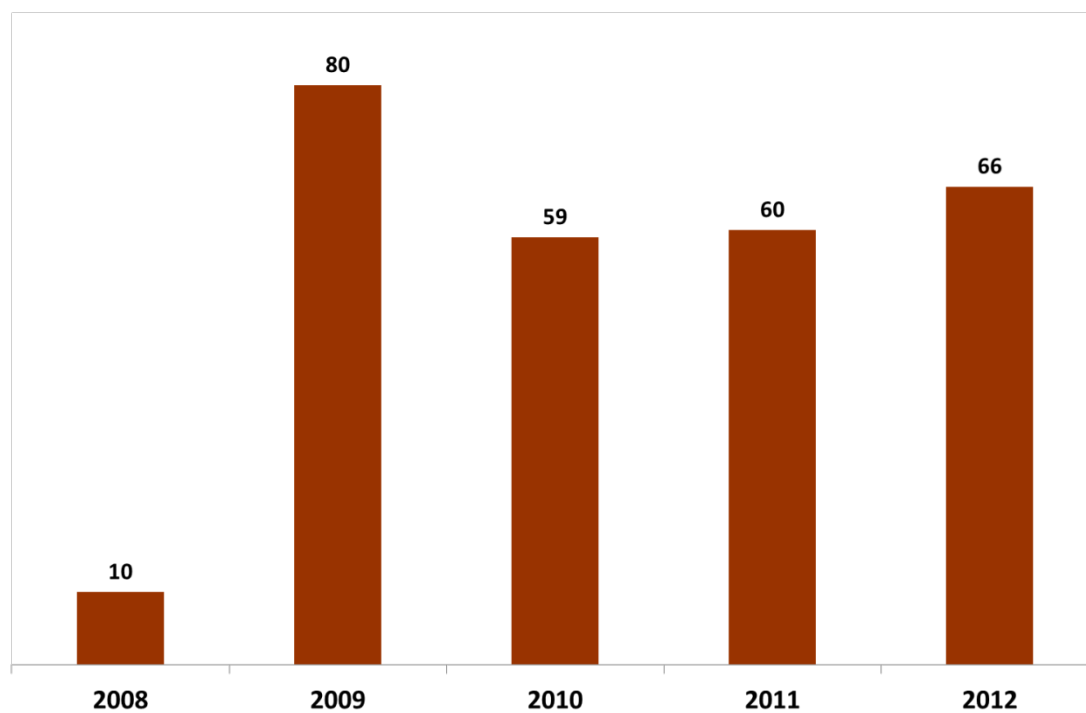
STATEMENTS BY MINISTERS AND PARLIAMENTARY SECRETARIES 2012

Statements by Ministers and Parliamentary Secretaries 2012										
Feb	Mar	Apr	May	Jun	Aug	Sep	Oct	Nov	Dec	Total
0	12	0	12	15	0	3	11	4	9	66



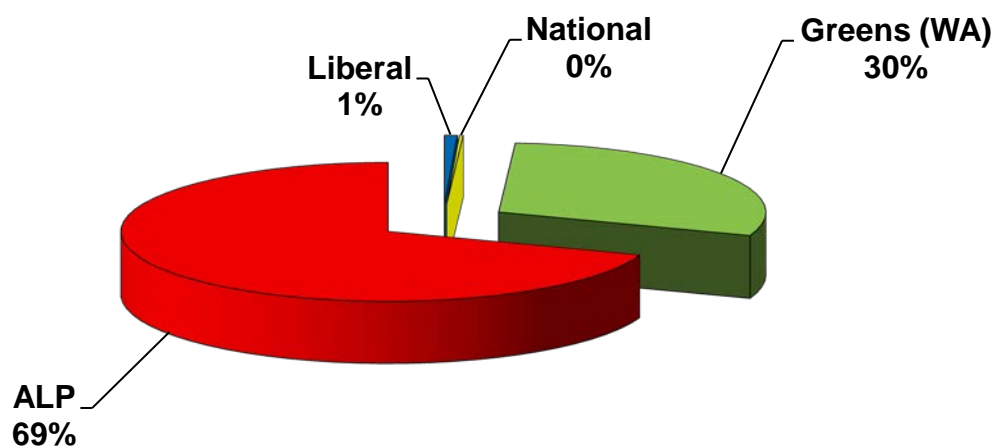
STATEMENTS BY MINISTERS AND PARLIAMENTARY SECRETARIES 2008-2012

Statements by Ministers and Parliamentary Secretaries 2008-2012				
2008	2009	2010	2011	2012
10	80	59	60	66



QUESTIONS WITHOUT NOTICE 2012

Questions asked by	2012
Liberal	7
National	2
Greens (WA)	267
ALP	628
TOTAL	904

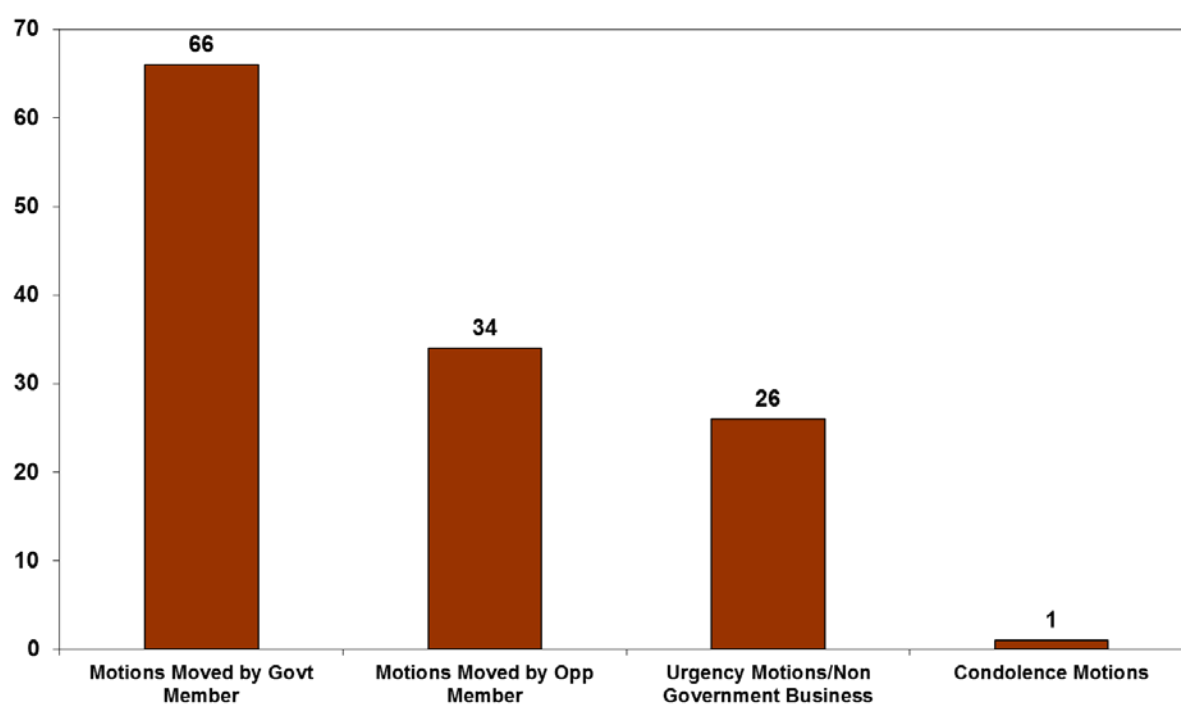


QUESTIONS WITHOUT NOTICE 2008-2012

Questions asked by	2008	2009	2010	2011	2012
Liberal	500	48	27	7	7
National	15	1	1	2	2
Greens (WA)	86	224	259	283	267
ALP	129	790	706	805	628
Independent	28	14	0	0	0
TOTAL	744	1077	993	1097	904

MOTIONS 2012

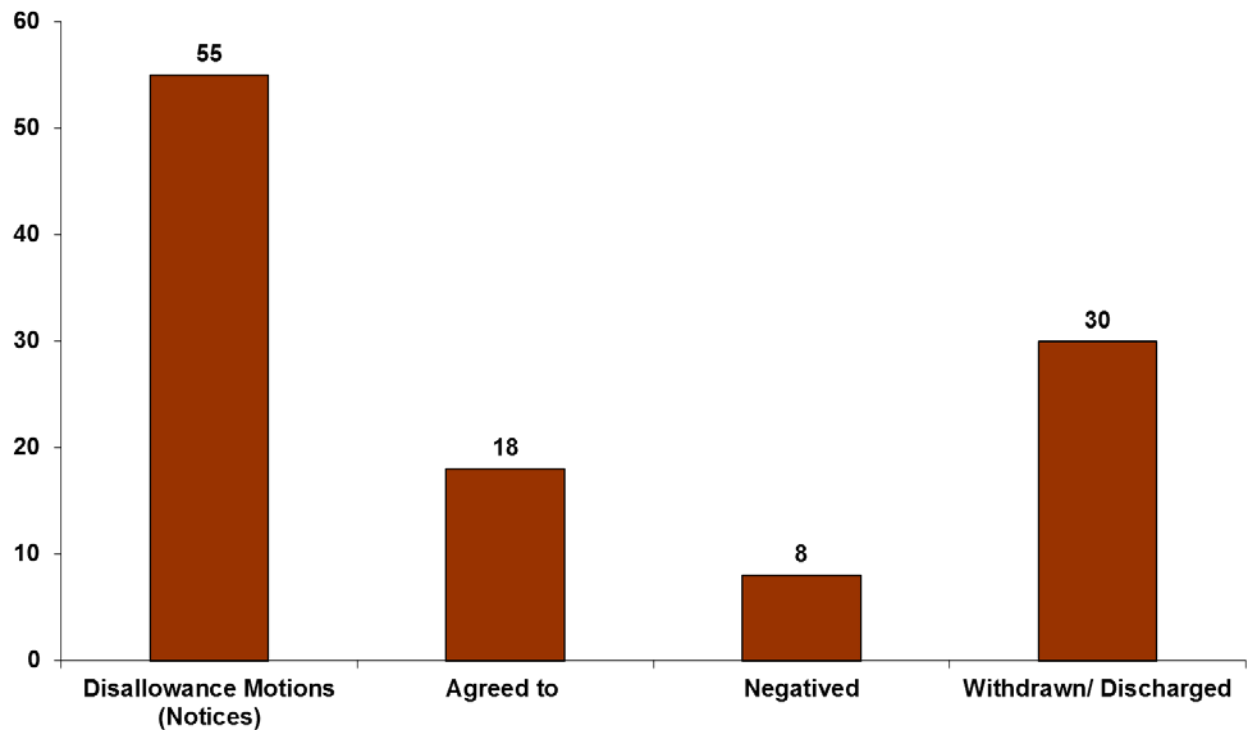
Motions	Moved
Motions moved by Government Members	66
Motions moved by Non-Government Members	34
Urgency Motions/Non-Government Business	26
Condolence Motions	1
TOTAL	127



NOTE: *Motions* includes *Motions on Notice*, *Condolence Motions* and other procedural motions such as a motion to suspend Standing Orders.

DISALLOWANCE MOTIONS 2012

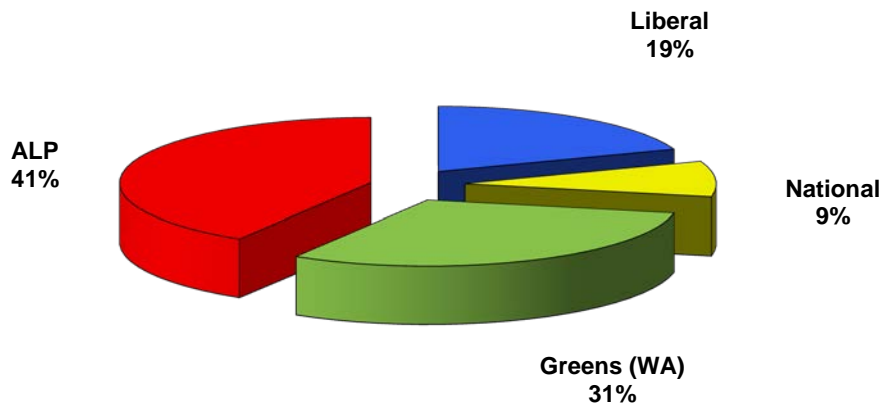
	Feb	Mar	Apr	May	Jun	Aug	Sep	Oct	Nov	Dec	Total
Disallowance Motions (Notices)	0	3	0	26	7	1	11	3	4	0	55
Agreed to	0	0	0	0	2	0	11	1	4	0	18
Negatived	0	1	0	0	1	0	3	0	3	0	8
Withdrawn/ Discharged	0	2	0	2	2	12	1	8	3	0	30



NOTE: The figures given do not add up over a calendar year as disallowance notices carry over from year to year. Some of the motions withdrawn or discharged were disallowance motions of which notice was given in the previous calendar year.

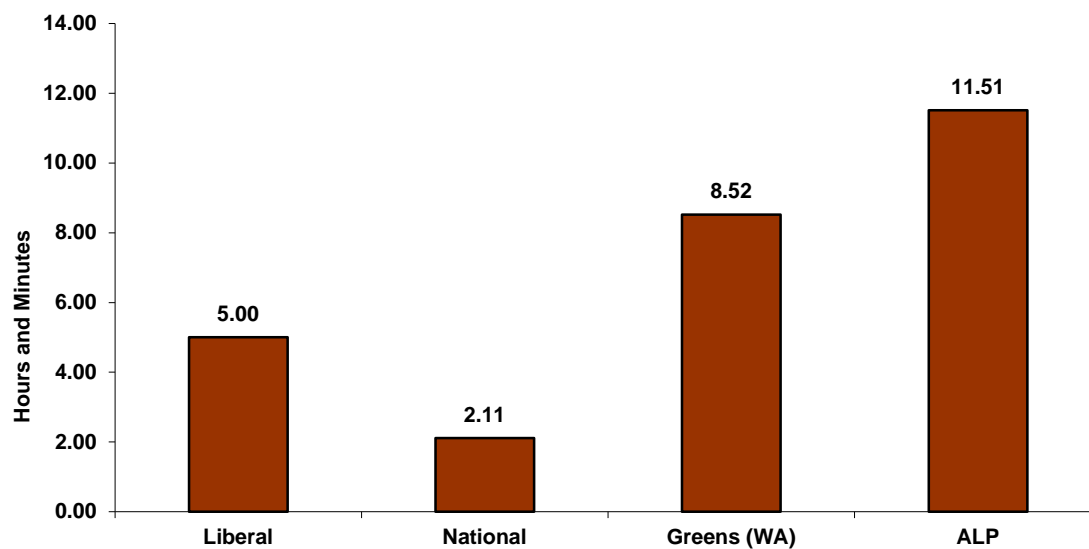
NUMBER OF SPEAKERS DURING ADJOURNMENT DEBATE/MEMBERS' STATEMENTS 2012

	Feb	Mar	Apr	May	Jun	Aug	Sep	Oct	Nov	Dec	TOTAL
Liberal	0	4	0	9	8	3	7	3	6	0	40
National	0	1	0	3	3	2	4	1	4	0	18
Greens (WA)	0	8	0	8	11	4	10	9	13	0	63
ALP	0	22	0	16	12	7	10	5	13	0	85
TOTAL	0	35	0	36	34	16	31	18	36	0	206



TIME SPENT IN ADJOURNMENT DEBATE/MEMBERS' STATEMENTS 2012**(Hours and Minutes)**

	Feb	Mar	Apr	May	Jun	Aug	Sep	Oct	Nov	Dec	TOTAL
Liberal	0.00	0.37	0.00	1.15	1.13	0.20	0.25	0.23	0.47	0.00	5.00
National	0.00	0.10	0.00	0.21	0.23	0.09	0.30	0.05	0.33	0.00	2.11
Greens (WA)	0.00	0.59	0.00	1.04	1.39	0.38	1.20	1.15	1.57	0.00	8.52
ALP	0.00	3.12	0.00	2.24	1.39	1.01	1.15	0.46	1.34	0.00	11.51



APPENDIX 3 BILLS AND AMENDMENTS

BILLS PASSED 2012

	BILL No.	BILLS PASSED 2012	ACT No.	ASSENT DATE
1	LC248-1	Gas Services Information Bill 2011	5	10/4/2012
2	LA236-1	Community Protection (Offender Reporting) Amendment Bill (No. 2) 2011	1	15/3/2012
3	LA241-1	Local Government Amendment Bill 2011	2	4/4/2012
4	LC259-1	Business Names (Commonwealth Powers) Bill 2011	6	10/4/2012
5	LA244-1	Legal Deposit Bill 2011	10	21/5/2012
6	LA261-1	Western Australia Day (Renaming) Bill 2011	3	10/4/2012
7	LA245-1	Road Traffic (Vehicles) Bill 2011	7	21/5/2012
8	LA246-1	Road Traffic Legislation Amendment Bill 2011	8	21/5/2012
9	LC250-1	Adoption Amendment Bill 2011	15	3/7/2012
10	LA249-2	Reserves (Wanjarri Nature Reserve) Bill 2011	4	10/4/2012
11	LC267-1	Workers Compensation and Injury Management Amendment Bill 2012	12	3/7/2012
12	LA230-2	Criminal Organisations Control Bill 2011	49	29/11/2012
13	LC272-1	Bank of Western Australia Amendment Bill 2012	14	3/7/2012
14	LA 247-2	Education and Care Services National Law (WA) Bill 2011	11	20/6/2012
15	LA 263-1	Retail Trading Hours Amendment Bill 2012	13	3/7/2012
16	LA 260-2	Teacher Registration Bill 2011	16	3/7/2012
17	LA 279-1	Petroleum and Geothermal Energy Safety Levies Amendment Bill 2012	19	3/7/2012

	BILL No.	BILLS PASSED 2012	ACT No.	ASSENT DATE
18	LA 280-1	Petroleum and Geothermal Energy Safety Levies Amendment Bill (No. 2) 2012	20	3/7/2012
19	LC 271-1	Inheritance (Family and Dependants Provision) Amendment Bill 2012	41	22/11/2012
20	LA 273-1	Appropriation (Consolidated Account) Recurrent 2012-13 Bill 2012	17	3/7/2012
21	LA 274-1	Appropriation (Consolidated Account) Capital 2012-13 Bill 2012	18	3/7/2012
22	LA 229-2	Lotteries Commission Amendment Bill 2011	21	29/8/2012
23	LC 269-1	Wills Amendment (International Wills) Bill 2012	47	29/11/2012
24	LA 276-2	Fire and Emergency Services Legislation Amendment Bill 2012	22	29/8/2012
25	LA 202-2	Water Services Bill 2011	24	3/9/2012
26	LA 201-2	Water Services Legislation Amendment and Repeal Bill 2011	25	3/9/2012
27	LA 282-1	Pay-Roll Tax Rebate Bill 2012	26	3/9/2012
28	LA 286-1	Pay-Roll Tax (Indigenous Wages) Rebate Bill 2012	27	3/9/2012
29	LA 266-1	Fines, Penalties and Infringement Notices Enforcement Amendment Bill 2012	48	11/07/2011
30	LA 265-1	Fines, Penalties and Infringement Notices Enforcement Amendment (Taxation) Bill 2012	28	3/9/2012
31	LA 254-2	Revenue Laws Amendment Bill 2011	29	3/9/2012
32	LA 240-1	Litter Amendment Bill 2011	30	3/9/2012
33	LC 232-2	Evidence and Public Interest Disclosure Legislation Amendment Bill 2011	31	2/10/2012
34	LC 294-1	Mining Amendment Bill 2012	51	29/11/2012
35	LC 296-1	Workers' Compensation and Injury Management Amendment (Jockeys) Bill 2012	45	20/11/2012
36	LC 287-1B	Retirement Villages Amendment Bill 2012	36	5/11/2012
37	LC 295-1	Sentencing Amendment Bill 2012	42	22/11/2012
38	LA 284-1	Revenue Laws Amendment Bill 2012	32	8/10/2012

	BILL No.	BILLS PASSED 2012	ACT No.	ASSENT DATE
39	LC 304-1	Building Amendment Bill 2012	37	5/11/2012
40	LC 315-1	School Education Amendment Bill 2012	46	29/11/2012
41	LC 314-1	Aboriginal Affairs Planning Authority Amendment Bill 2012	38	22/11/2012
42	LA 210-2	Criminal Investigation (Covert Powers) Bill 2011	55	3/12/2012
43	LA 298-1	Mining Rehabilitation Fund Bill 2012	33	5/11/2012
44	LA 297-1	Mining Rehabilitation Fund Amendment Bill 2012	34	5/11/2012
45	LA 235-2	Community Protection (Offender Reporting) Amendment Bill 2011	54	3/12/2012
46	LC 302-1	Disability Services Amendment Bill 2012	40	22/11/2012
47	LA 293-2	Electoral Amendment Bill 2012	35	5/11/2012
48	LC 303-1	Child Support (Adoption of Laws) Amendment Bill 2012	39	22/11/2012
49	LC 309-1	Courts Legislation Amendment Bill 2012	43	22/11/2012
50	LA 286-1	National Health Funding Pool Bill 2012	44	20/11/2012
51	LC 318-1	Mental Health Amendment (Psychiatrists) Bill 2012	52	29/11/2012
52	LC 306-1	Classification (Publications, Films and Computer Games) Enforcement Amendment Bill 2012	53	29/11/2012
53	LA 300-2	Western Australian Future Fund Bill 2012	50	29/11/2012
54	LA 312-1	Criminal Law Amendment (Out-of-Control Gatherings) Bill 2012	56	6/12/2012
55	LA 305-1	Trans-Tasman Mutual Recognition (Western Australia) Amendment Bill 2012	57	6/12/2012
56	LA 319-1	Road Traffic (Miscellaneous Amendments) Bill 2012	59	11/12/2012
57	LA 310-1	Dangerous Sexual Offenders Amendment Bill 2012	58	11/12/2012
58	LA 277-1	Loan Bill 2012	60	11/12/2012

	BILL No.	BILLS PASSED 2012	ACT No.	ASSENT DATE
59	LA 308-1	Browse (Land) Agreement Bill 2012	61	11/12/2012

BILLS THAT DID NOT COMPLETE PASSAGE 2012

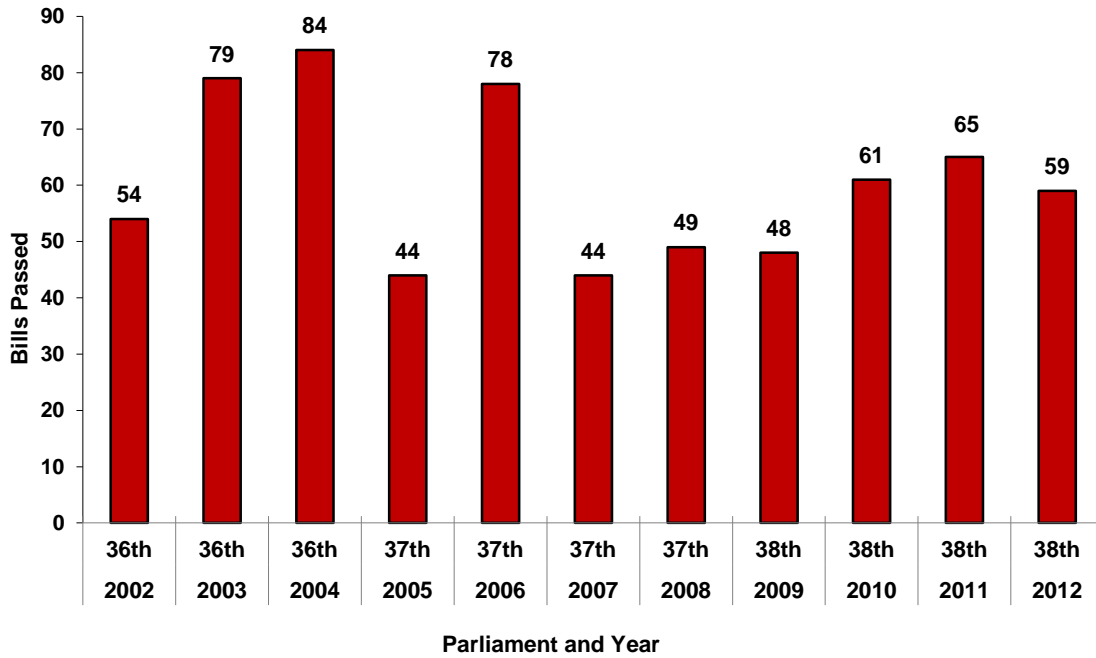
BILLS ON NOTICE PAPER THAT DID NOT COMPLETE PASSAGE IN THE COUNCIL 2012		
BILL No.	BILL NAME	STAGE REACHED
1	LC 320-1 Biodiversity Legislation (Priority Reforms) Bill 2012	Second reading adjourned (Thursday, 18 October 2012)
2	LC 270-1 Climate Change Readiness (Coastal Planning and Protection) Bill 2012	Second reading adjourned (Thursday, 29 November 2012)
3	LA 089-1 Criminal Investigation Amendment Bill 2009	Second reading adjourned (Thursday, 1 December 2011)
4	LC 322-1 Electoral Amendment (Access to Ministers) Bill 2012	Second reading adjourned (Thursday, 18 October 2012)
5	LC 307-1 Family Court Amendment (Family Violence and Other Measures) Bill 2012	Second reading adjourned (Wednesday, 19 September 2012)
6	LC 256-1 Franchise Agreements Bill 2011	Second reading adjourned (Thursday, 24 November 2011)
7	LC 321-1 Free Range Eggs Labelling Bill 2012	Second reading adjourned (Thursday, 18 October 2012)
8	LA 243-1 Integrity (Lobbyists) Bill 2011	Second reading resumption of debate adjourned (Thursday, 25 October 2012)
9	LC 327-1 Marriage Equality Bill 2012	Second reading adjourned (Thursday, 29 November 2012)
10	LC 281-1-1 Mining (Community Protection) Amendment Bill 2012	Second reading continuation of remarks (Thursday, 18 October 2012)
11	LA 166-2 Occupational Licensing National Law (WA) Bill 2010	Second reading adjourned (Thursday 25 November 2010)

12	LC 143-1	Occupational Safety and Health Amendment Bill 2010	Second reading resumption of debate adjourned (Thursday, 1 December 2011)
13	LC 317-1	Petroleum and Geothermal Energy Legislation Amendment Bill 2012	Second reading adjourned (Wednesday, 24 October 2012)
14	LA 008-2	Royal Perth Hospital Protection Bill 2008	Second reading adjourned (Thursday, 8 November 2012)
15	LA 268-1	Unclaimed Money (Superannuation and RSA Providers) Amendment and Expiry Bill 2012	Second reading adjourned (Thursday, 13 September 2012)
16	LC 025-1	Water Services Licensing (Water Conservation Target) Amendment Bill 2008	Second reading continuation of remarks (Thursday, 11 November 2010)

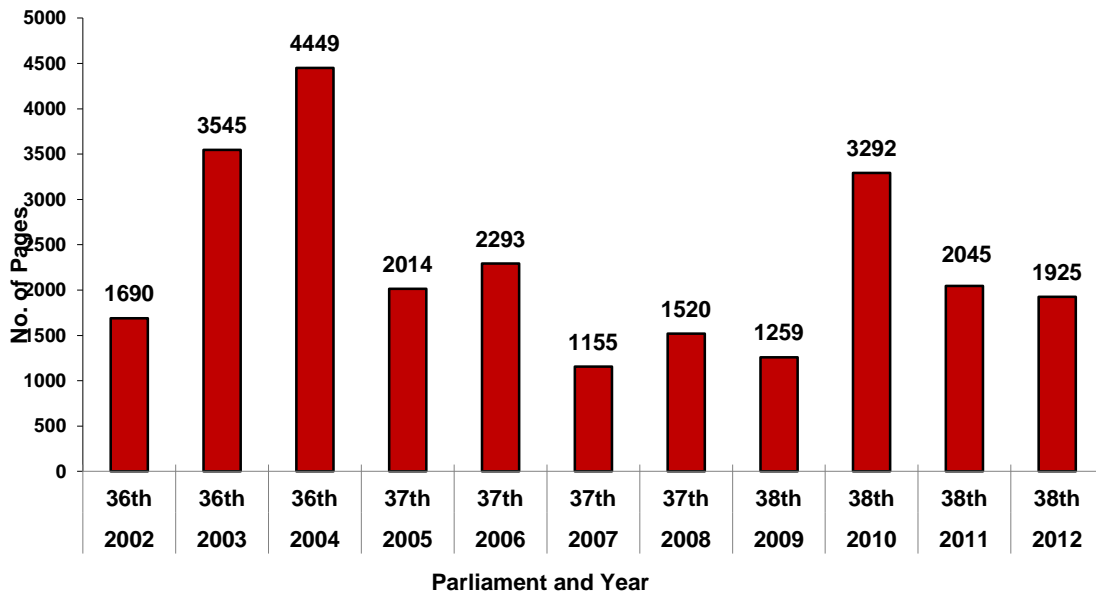
BILLS PASSED AND LEGISLATION VOLUME COMPARISON 1993-2012

Bills Passed and Pages of Legislation Considered 1993-2012			
Year	Parliament	Pages of Legislation	Bills Passed
1993	34th	1274	53
1994	34th	2794	104
1995	34th	2474	79
1996	34th	2519	82
TOTAL	34th	9061	318
1997	35th	1823	58
1998	35th	1622	66
1999	35th	2263	60
2000	35th	1877	77
TOTAL	35th	7585	261
2001	36th	724	41
2002	36th	1690	54
2003	36th	3545	79
2004	36th	4449	84
TOTAL	36th	10408	258
2005	37th	2014	44
2006	37th	2293	78
2007	37th	1155	44
2008	37th	1520	49
TOTAL	37th	6982	215
2009	38 th	1259	48
2010	38 th	3292	61
2011	38 th	2045	65
2012	38th	1925	59
TOTAL	38th	8521	233

BILLS PASSED 2002-2012

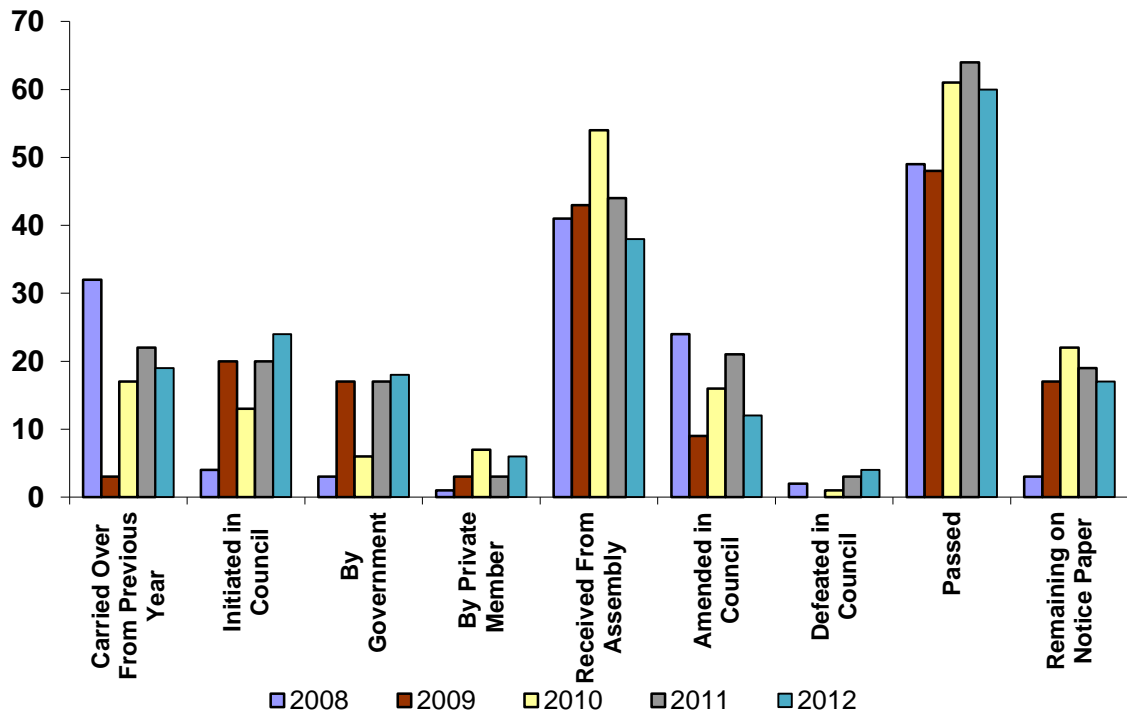


PAGES OF LEGISLATION CONSIDERED 2002-2012



BILLS 2008-2012 COMPARISON

Particulars	2008	2009	2010	2011	2012
Carried Over From Previous Year	32	3	17	22	19
Initiated in Council	4	20	13	20	24
By Government	3	17	6	17	18
By Private Member	1	3	7	3	6
Received From Assembly	41	43	54	44	38
Amended in Council	24	9	16	21	12
Defeated in Council	2	0	1	3	4
Passed	49	48	61	64	60
Remaining on the Notice Paper at the end of the year	3	17	22	19	17



BILLS WITH PROPOSED AMENDMENTS PUBLISHED IN SUPPLEMENTARY NOTICE PAPERS (2012)								
	BILL No.	BILL SHORT TITLE	Proposed amendments in published Supplementary Notice Papers (SNPs)					TOTAL
			ALP	LIBERAL.	NATIONAL.	GREENS (WA)	COMMITTEE.	
1	202-2	Water Services Bill 2011				7		7
2	210-2	Criminal Investigation (Covert Powers) Bill 2011	1	151		4	26	182
3	230-2	Criminal Organisations Control Bill 2011	1	23		15		39
4	235-2	Community Protection (Offender Reporting) Amendment Bill 2011					3	3
5	236-1	Community Protection (Offender Reporting) Amendment Bill (No. 2) 2011		2				2
6	240-1	Litter Amendment Bill 2011	1					1
7	241-1	Local Government Amendment Bill 2011		1	1			2
8	243-2	Integrity (Lobbyists) Bill 2011		20		48		68
9	244-1	Legal Deposit Bill 2011		2				2
10	246-1	Road Traffic Legislation Amendment Bill 2011		1				1
11	249-2	Reserves (Wanjarri Nature Reserve) Bill 2011				2		2
12	250-1	Adoption Amendment Bill 2011	2	2				4
13	259-1	Business Names (Commonwealth Powers) Bill 2011		3			1	4
14	260-2	Teacher Registration Bill 2011				4		4

			ALP	LIBERAL.	NATIONAL.	GREENS (WA)	COMMITTEE.	TOTAL
15	263-1	Retail Trading Hours Amendment Bill 2012	3					3
16	266-1	Fines, Penalties and Infringement Notices Enforcement Amendment Bill 2012		12		1		13
17	276-2	Fire and Emergency Services Legislation Amendment Bill 2012	3			1		4
18	286-1	National Health Funding Pool Bill 2012		4			7	11
19	287-1B	Retirement Villages Amendment Bill 2012	1	7		8		16
20	296-1	Workers' Compensation and Injury Management Amendment (Jockeys) Bill 2012	1					1
21	298-1	Mining Rehabilitation Fund Bill 2012		1		2		3
22	300-2	Western Australian Future Fund Bill 2012	5					5
23	306-1	Classification (Publications, Films, and Computer Games) Enforcement Amendment Bill 2012					1	1
24	307-1	Family Court Amendment (Family Violence and Other Measures) Bill 2012					2	2
25	309-1	Courts Legislation Amendment Bill 2012				1		1
26	310-1	Dangerous Sexual Offenders Amendment Bill 2012				3		3
27	312-1	Criminal Law (Out-of-Control Gatherings) Bill 2012				3		3
28	319-1	Road Traffic (Miscellaneous Amendments) Bill 2012	1					1
31	148-1	Statutes (Repeals and Minor Amendments) Bill 2010					5	5
		TOTAL AMENDMENTS PROPOSED BY PARTY(S) IN SNPs	19	229	1	99	40	388

APPENDIX 4 SITTING SCHEDULE 2012

Legislative Council 2011

SITTING DATES

1 Tuesday, 6 March — Thursday, 8 March

RECESS 1 WEEK

2 Tuesday, 20 March — Thursday, 22 March

3 Tuesday, 27 March — Thursday, 29 March

RECESS 4 WEEKS

4 Tuesday, 1 May — Thursday, 3 May

RECESS 1 WEEK

5 Tuesday, 15 May — Thursday, 17 May

6 Tuesday, 22 May — Thursday, 24 May

RECESS 1 WEEK

7 *Tuesday, 5 June* — *Thursday, 7 June*³

8 Tuesday, 12 June — Thursday, 14 June

9 Tuesday, 19 June — Thursday, 21 June

10 Tuesday, 26 June — Thursday, 28 June

RECESS 5 WEEKS

11 Tuesday, 7 August — Thursday, 9 August

12 Tuesday, 14 August — Thursday, 16 August

13 Tuesday, 21 August — Thursday, 23 August

RECESS 2 WEEKS

14 Tuesday, 11 September — Thursday, 13 September

15 Tuesday, 18 September — Thursday, 20 September

16 Tuesday, 25 September — Thursday, 27 September

³ Legislative Council Estimates Hearings

RECESS 1 WEEK

17 Tuesday, 16 October — Thursday, 18 October

18 Tuesday, 23 October — Thursday, 25 October

RECESS 1 WEEK

19 Tuesday, 6 November — Thursday, 8 November

20 Tuesday, 13 November — Thursday, 15 November

RECESS 1 WEEK

21 Tuesday, 27 November — Friday, 30 November

APPENDIX 5 STANDING COMMITTEE STATISTICS 2012 AND COMPARISON: 2008 TO 2012

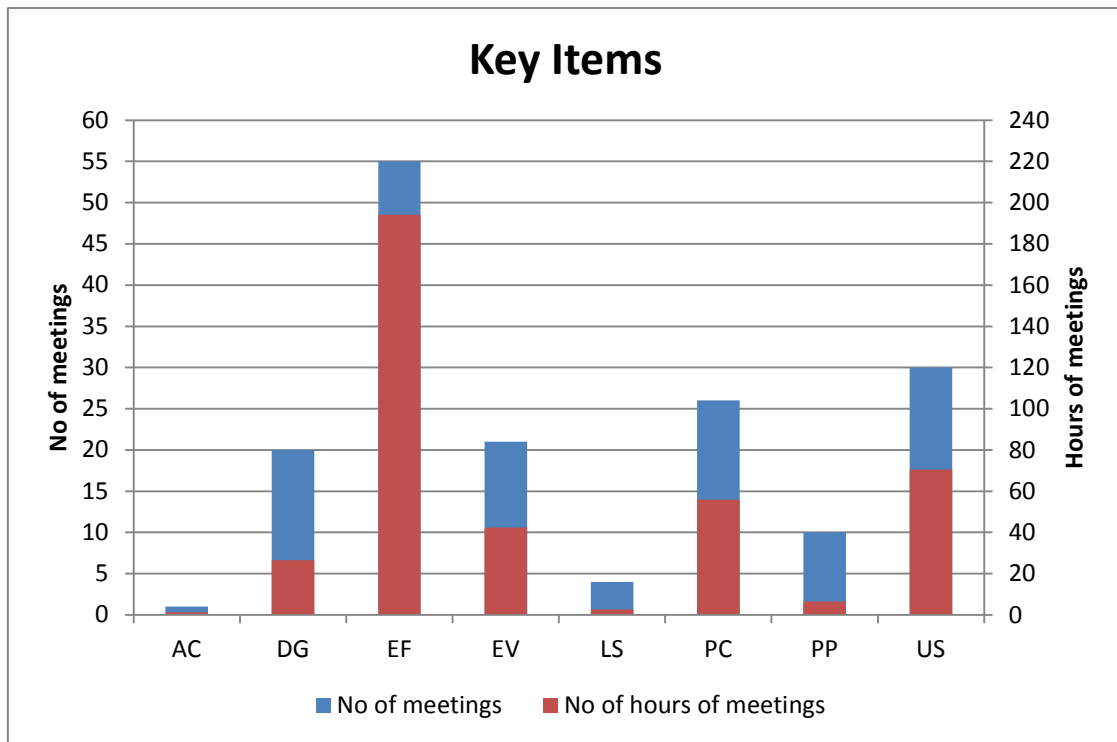
Key to abbreviations

Code	Name of Committee
AC	Audit Committee ⁴
DG	Delegated Legislation Committee
EF	Estimates and Financial Operations Committee
EV	Environment and Public Affairs Committee
LS	Legislation Committee
PC	Public Administration Committee
PP	Procedure and Privileges Committee
US	Uniform Legislation and Statutes Review Committee

⁴ The Joint Standing Committee on Audit was established pursuant to section 43 of the *Auditor General Act 2006*. On 25 October 2012, the Legislative Council appointed its Members, with Hon Ljiljana Ravlich MLC being the participating member in accordance with section 9.3 of the terms of reference. On 13 November 2012, the Legislative Assembly appointed its Members, with Ms Rita Saffioti MLA being the participating member in accordance with section 9.3 of the terms of reference.

KEY ITEMS FOR 2012

Key Items	AC	DG	EF	EV	LS	PC	PP	US	Total
No of meetings	1	20	55	21	4	26	10	30	167
No of hours of meetings	1.25	26.5	194.12	42.42	2.67	55.84	6.5	70.43	399.73
No of reports tabled	0	16	6	7	1	6	3	11	50
Total staff hours	67.5	6669.25	4392.82	3854	67	4391.42	326	4527.72	24295.71



GENERAL ITEMS

<i>Meetings</i>	AC	DG	EF	EV	LS	PC	PP	US	Total
No of meetings	1	20	55	21	4	26	10	30	167
No of hours of meetings	1.25	26.5	194.12	42.42	2.67	55.84	6.5	70.43	399.73
No of public hearings	0	1	66	10	0	13	0	8	98
No of hours of public hearings	0	0.92	102.33	9.91	0	15	0	10.45	138.61
No of private hearings	0	1	11	4	0	3	0	3	22
No of hours of private hearings	0	0.42	9.76	2.93	0	0.5	0	5.58	19.19
No of witnesses	0	7	283	32	0	38	0	29	389
No of subcommittee meetings	0	0	7	0	0	0	0	0	7
No of hours of subcommittee meetings	0	0	17.67	0	0	0	0	0	17.67

<i>Reports</i>	AC	DG	EF	EV	LS	PC	PP	US	Total
No of reports tabled	0	16	6	7	1	6	3	11	50
Total Number of pages of reports tabled	0	244	273	158	30	662	121	407	1895
No of Minority Reports tabled	0	0	1	0	0	0	0	0	1

<i>Procedural Reports</i>	AC	DG	EF	EV	LS	PC	PP	US	Total
No of Request for Extension of Time reports tabled	0	0	0	0	0	0	0	2	2
Informing the House that the committee has commenced an inquiry	0	0	1	1	0	0	0	0	2
Special Report	0	1	0	0	0	0	0	0	1

<i>Reports subject to Standing Order 191</i>	AC	DG	EF	EV	LS	PC	PP	US	Total
Government Responses Requested	0	7	2	5	0	3	0	1	18
Government Responses not provided within the required period	0	2	2	4	0	2	0	1	11

Submissions	AC	DG	EF	EV	LS	PC	PP	US	Total
No of submissions received	0	1	0	86	0	0	0	21	108
No of pages of submissions received	0	34	0	539	0	0	0	62	635

Summonses	AC	DG	EF	EV	LS	PC	PP	US	Total
No of Summonses issued	0	0	0	0	0	4	0	0	4

Staff	AC	DG	EF	EV	LS	PC	PP	US	Total
Total Staff Hours	67.5	6669.25	4392.82	3854	67	4391.42	326	4527.72	24295.71
No of Advisory Officer hours	52.5	4357.5	1919.82	1594	57	2698.67	0	2878.15	13557.64
No of Committee Clerk hours	15	2137.75	2454	1325	10	1664.75	0	1642.57	9249.07
No of Research Officer hours	0	0	0	935	0	0	0	0	935
No of Administration Assistant hours	0	174	19	0	0	28	0	7	228
No of consultants/counsel	0	0	0	0	0	0	0	0	0
No of consultants/counsel hours	0	0	0	0	0	0	0	0	0

COMPARISON BY COMMITTEE: 2008 TO 2012

AC	2008	2009	2010	2011	2012
No of meetings	0	0	0	0	1
No of hours of meetings	0	0	0	0	1.25
No of reports tabled	0	0	0	0	0
Total staff hours	0	0	0	0	67.5

DG	2008	2009	2010	2011	2012
No of meetings	13	24	23	21	20
No of hours of meetings	24.07	66.33	52.35	35.41	26.5
No of reports tabled	4	10	6	3	16
Total staff hours	6377.25	6552.25	5310	5974.7	6669.25

EF	2008	2009	2010	2011	2012
No of meetings	42	51	48	39	55
No of hours of meetings	82.65	164.44	169.59	175.49	194.12
No of reports tabled	4	9	8	4	6
Total staff hours	2561.25	3402.75	3195.5	3140	4393

EV	2008	2009	2010	2011	2012
No of meetings	14	33	32	29	21
No of hours of meetings	29.42	71.36	66.19	81.5	42.42
No of reports tabled	4	4	2	4	7
Total staff hours	3322.5	5195	4500	5229	3854

LS	2008	2009	2010	2011	2012
No of meetings	23	13	39	9	4
No of hours of meetings	53.9	17.91	192.62	27.74	2.67
No of reports tabled	2	2	2	1	1
Total staff hours	3754	1549.5	1652	815.5	67

PC	2008	2009	2010	2011	2012
No of meetings	24	25	27	24	26
No of hours of meetings	60.21	83.5	93.42	72.17	55.84
No of reports tabled	2	2	1	2	6
Total staff hours	2428.5	2866.25	4370.5	3901	4391.42

PP	2008	2009	2010	2011	2012
No of meetings	10	4	16	15	10
No of hours of meetings	19.25	3.5	55.75	23	6.5
No of reports tabled	5	1	1	2	3
Total staff hours	206	520	720	747	326

US	2008	2009	2010	2011	2012
No of meetings	21	23	45	35	30
No of hours of meetings	29.98	35.43	105.02	75.24	70.43
No of reports tabled	11	9	13	12	11
Total staff hours	2409.5	2671.25	4287.25	5412.75	4527.72

COMPARISON BY YEAR: 2008 TO 2012

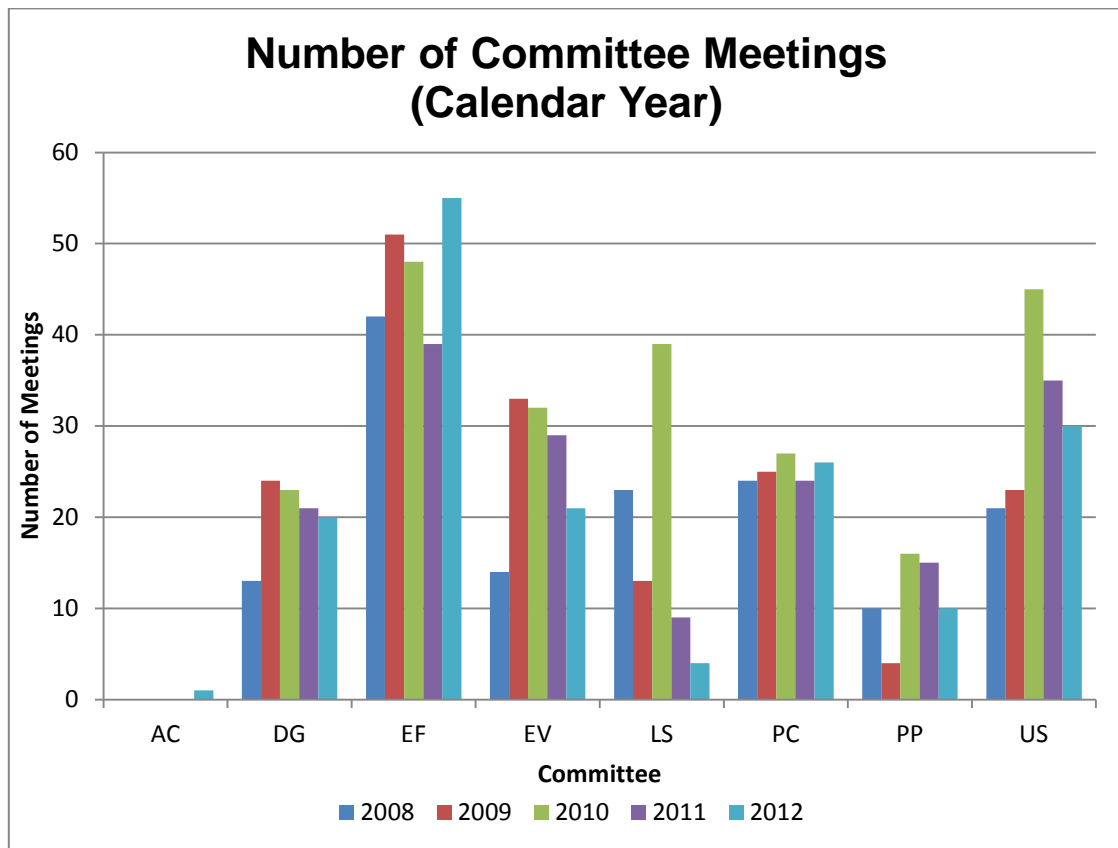
Key Items	DG 08	EF 08	EV 08	LS 08	PC 08	PP 08	US 08
No of meetings	13	42	14	23	24	10	21
No of hours of meetings	24.07	82.65	29.42	53.9	60.21	19.25	29.98
No of reports tabled	4	4	4	2	2	5	11
Total staff hours	6377.25	2561.25	3322.5	3754	2428.5	206	2409.5

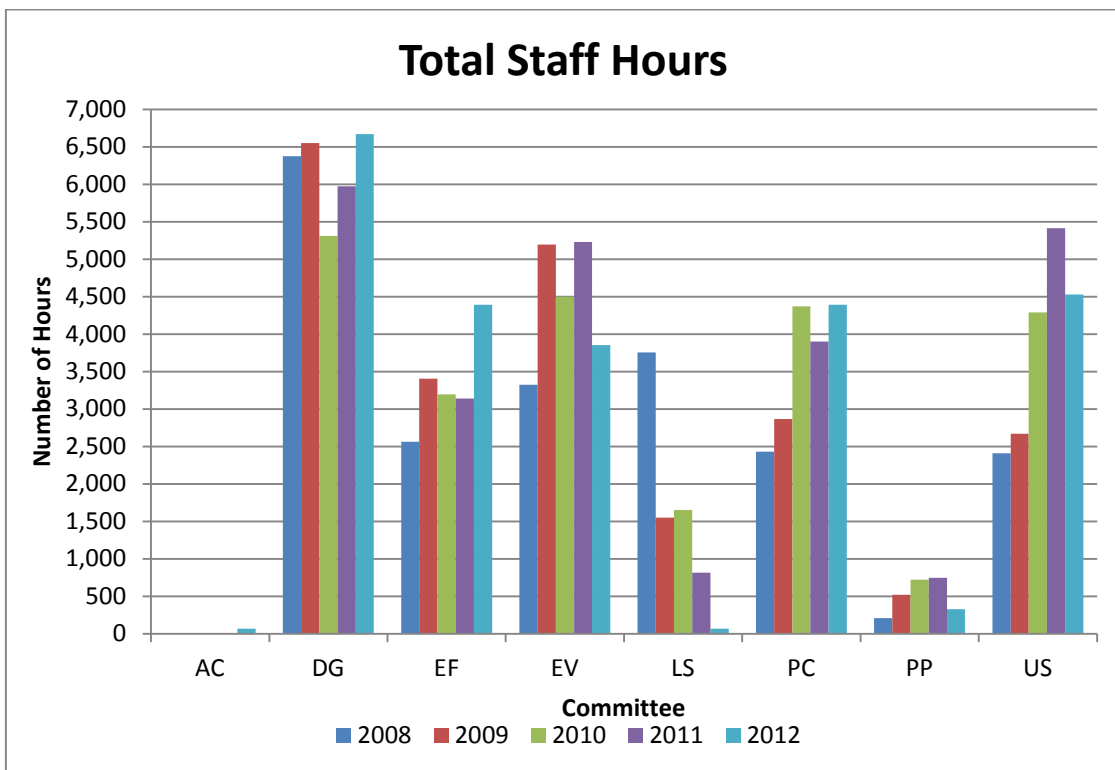
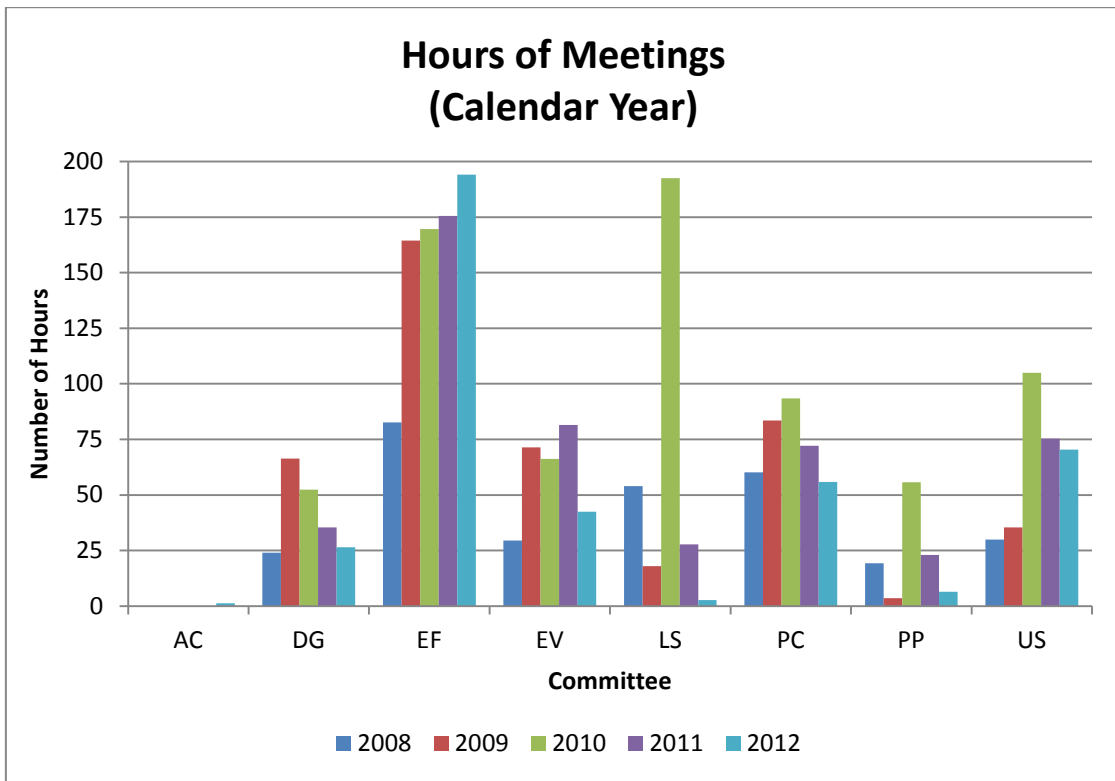
Key Items	DG 09	EF 09	EV 09	LS 09	PC 09	PP 09	US 09
No of meetings	24	51	25	13	25	4	23
No of hours of meetings	66.33	164.44	53.93	17.91	83.5	3.5	35.43
No of reports tabled	10	9	4	2	2	1	9
Total staff hours	6552.25	3402.75	5195	1549.5	2866.25	520	2671.25

Key Items	DG 10	EF 10	EV 10	LS 10	PC 10	PP 10	US 10
No of meetings	23	48	32	39	27	16	45
No of hours of meetings	52.35	169.59	66.19	192.62	93.42	55.75	105.02
No of reports tabled	6	8	2	2	1	1	13
Total staff hours	5310	3195.5	3600	1652	4370.5	720	4287.25

Key Items	DG 11	EF 11	EV 11	LS 11	PC 11	PP 11	US 11
No of meetings	21	39	29	9	24	15	35
No of hours of meetings	35.41	175.49	81.5	27.74	72.17	23	75.24
No of reports tabled	3	4	4	1	2	2	12
Total staff hours	5974.7	3140	5229	815.5	3901	747	5412.75

Key Items	AC 12	DG 12	EF 12	EV 12	LS 12	PC 12	PP 12	US 12
No of meetings	1	20	55	21	4	26	10	30
No of hours of meetings	1.25	26.5	194.12	42.42	2.67	55.84	6.5	70.43
No of reports tabled	0	16	6	7	1	6	3	11
Total staff hours	67.5	6669.25	4392.82	3854	67	4391.42	326	4527.72





APPENDIX 6 TRAVEL STATISTICS 2012 AND COMPARISON: 2008 TO 2012

STANDING COMMITTEE TRAVEL 2012

Travel	AC	DG	EF	EV	LS	PC	PP	US	Total
No of trips – within Australia	0	0	0	0	0	0	0	0	0
No of trips – international	0	0	0	0	0	1	0	0	1
Site visits	0	0	0	0	0	2	0	0	2

TRAVEL EXPENDITURE FOR 2012

	Intrastate	Interstate	International	Total
AC	\$0	\$0	\$0	\$0
DG	\$0	\$0	\$0	\$0
EF	\$0	\$0	\$0	\$0
EV	\$0	\$0	\$0	\$0
LS	\$0	\$0	\$0	\$0
PC	\$0	\$0	\$91,449	\$91,449
PP	\$0	\$0	\$0	\$0
US	\$0	\$0	\$0	\$0
Select Committees	\$0	\$0	\$0	\$0
Total	\$0	\$0	\$91,449	\$91,449

COMPARISON OF TRAVEL EXPENDITURE – 2008 TO 2012

By committee

Committee	2008	2009	2010	2011	2012
AC					\$0
DG	\$0	\$41,031	\$0	\$15,837	\$0
EF	\$0	\$23,975	\$835	\$0	\$0
EV	\$21,955	\$34,537	\$0	\$0	\$0
LS	\$0	\$0	\$0	\$8,166	\$0
PC	\$17,571	\$22,717	\$34,857	\$29,602	\$91,449
PP	\$0	\$0	\$0	\$0	\$0
US	\$0	\$12,910	\$0	\$74,784	\$0
Select Committees	\$0	\$0	\$0	\$0	\$0
Total	\$39,526	\$135,170	\$35,692	\$128,389	\$91,449

By Destination

	Intrastate	Interstate	International	Total
2008	\$0	\$39,526	\$0	\$39,526
2009	\$22,717	\$88,478	\$23,975	\$135,170
2010	\$835	\$34,857	\$0	\$35,692
2011	\$0	\$71,999	\$56,390	\$128,389
2012	\$0	\$0	\$91,449	\$91,449