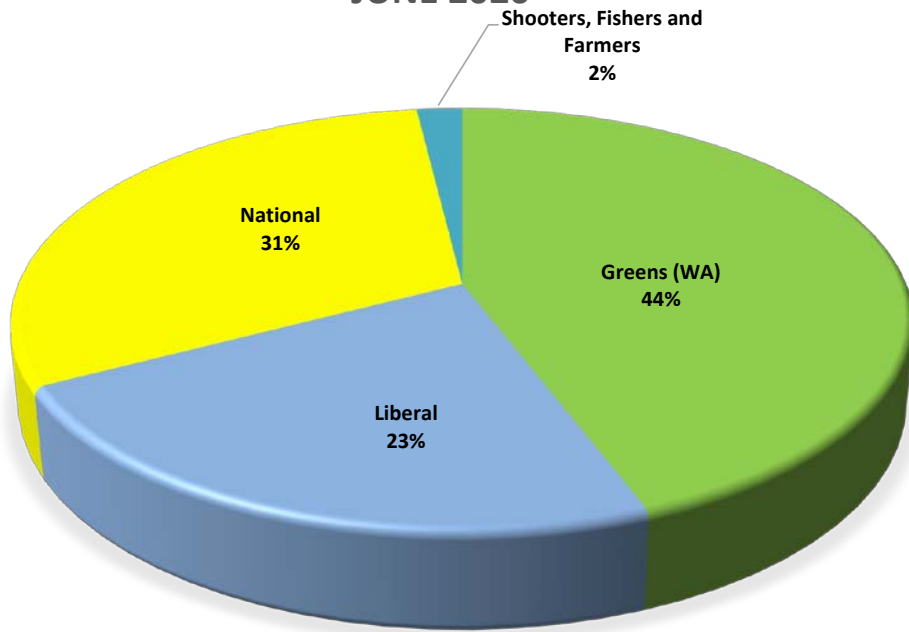


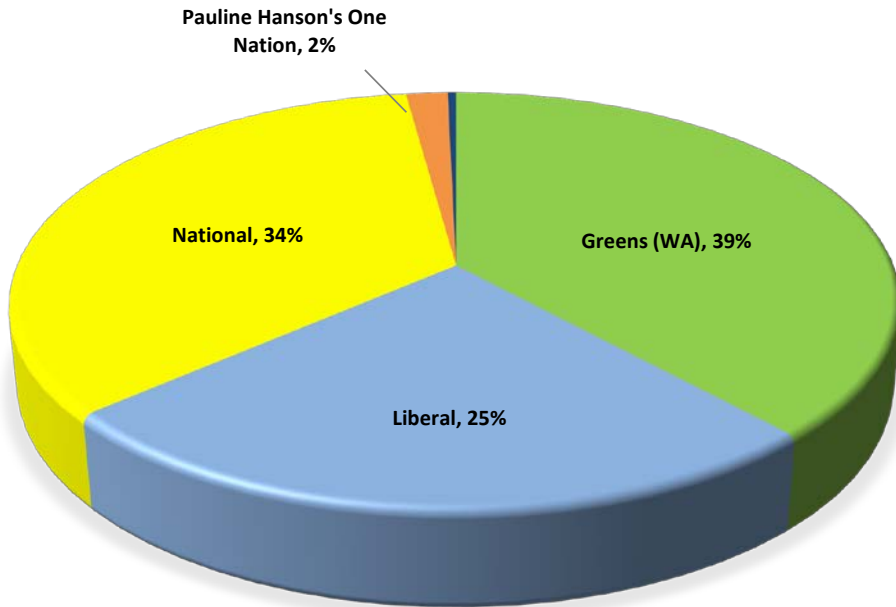
# Legislative Council Statistics

	Jun-20	2020 to date	40th Parliament to date
<b>Sitting days and hours</b>			
Weeks	3	11	68
Days	9	32	206
Hours	69.30	221.06	1331.23
Average Hours	7.43	6.55	6.47
<b>Bills</b>			
<b>Bills Introduced</b>			
- Total	9	33	176
- Initiated in the Council	0	1	34
- Initiated in the Assembly	9	32	142
- Government Bills	9	33	156
- Non-Govt. - Private Member Bills	0	0	20
<b>Bills dealt with</b>			
- Passed	7	30	120
- Defeated	0	0	0
- Withdrawn	0	0	0
- Referred to committee	4	8	27
<b>Amendments</b>			
- Bills passed without amendment	0	13	74
- Bills passed with amendment	7	17	456
<b>Questions</b>			
Questions without notice	192	712	4564
Questions on Notice	52	280	3015
<b>Petitions</b>			
Petitions presented	7	17	196
Signatures on petitions	6833	18249	192473
<b>Motions on Notice</b>			
Notices given	2	9	46
Agreed to	2	8	35
Defeated	0	0	9

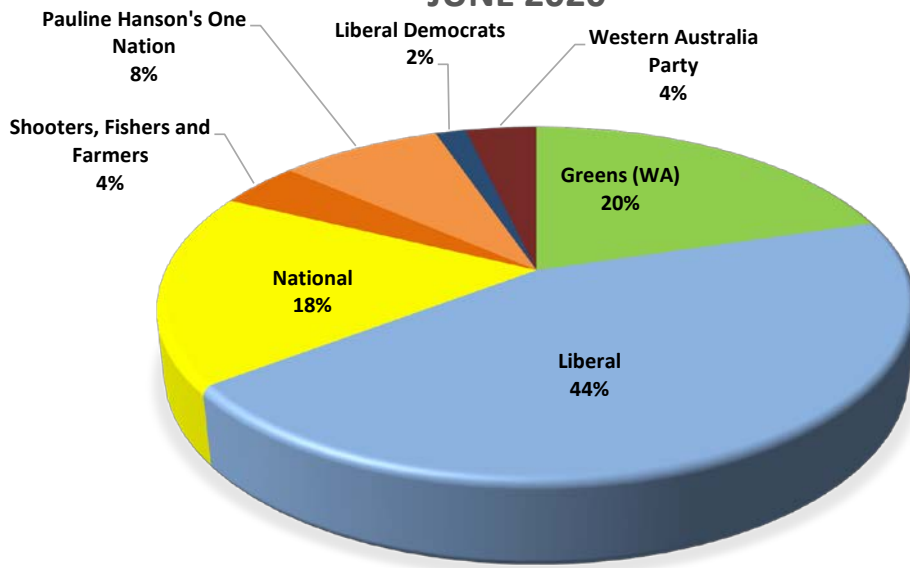
**QUESTIONS ON NOTICE  
JUNE 2020**



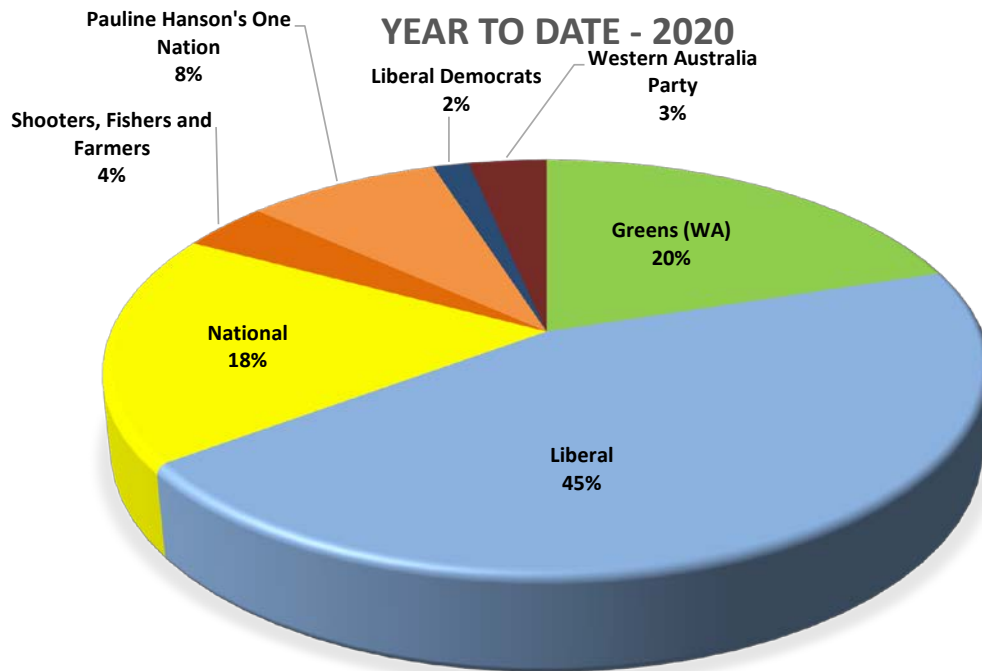
**QUESTIONS ON NOTICE  
YEAR TO DATE - 2020**



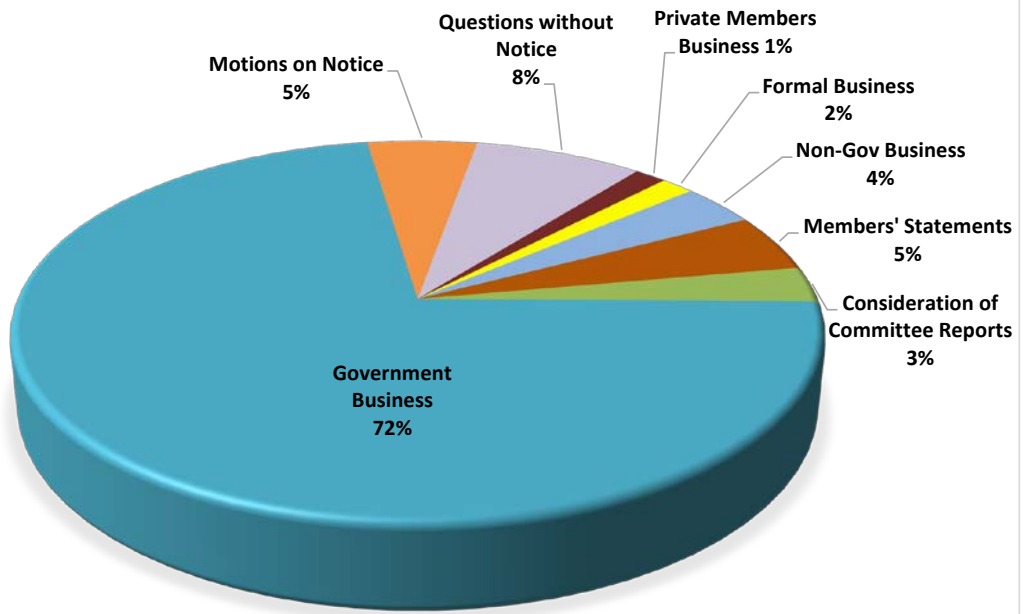
### QUESTIONS WITHOUT NOTICE JUNE 2020



### QUESTIONS WITHOUT NOTICE YEAR TO DATE - 2020



### BUSINESS TRANSACTED IN THE COUNCIL JUNE 2020 (% OF TIME)



### BUSINESS TRANSACTED IN THE COUNCIL YEAR TO DATE - 2020

