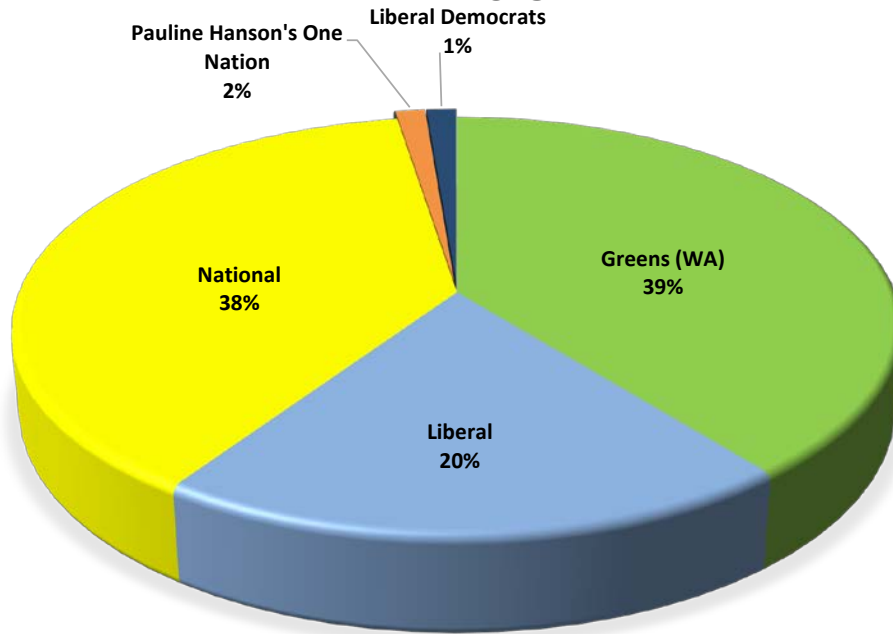


# Legislative Council Statistics

	May-19	2019 to date	40th Parliament to date
<b>Sitting days and hours</b>			
Weeks	2	8	42
Days	6	24	127
Hours	36.50	149.17	795.33
Average Hours	6.08	6.13	6.16
<b>Bills</b>			
<b>Bills Introduced</b>			
- Total	3	14	111
- Initiated in the Council	1	3	25
- Initiated in the Assembly	2	11	86
- Government Bills	3	13	97
- Non-Govt. - Private Member Bills	0	1	14
<b>Bills dealt with</b>			
- Passed	3	9	74
- Defeated	0	0	0
- Withdrawn	0	0	0
- Referred to committee	0	3	17
<b>Amendments</b>			
- Bills passed without amendment	1	4	50
- Bills passed with amendment	2	5	24
<b>Questions</b>			
Questions without notice	132	503	2780
Questions on Notice	79	358	2173
<b>Petitions</b>			
Petitions presented	1	18	151
Signatures on petitions	60	10357	139796
<b>Motions on Notice</b>			
Notices given	2	7	26
Agreed to	2	6	19
Defeated	0	1	6

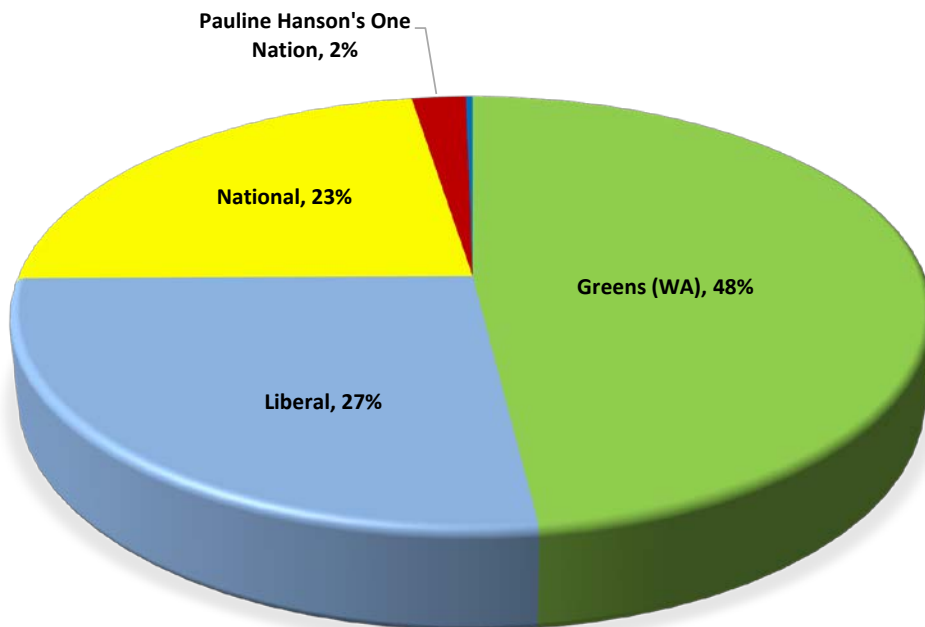
### QUESTIONS ON NOTICE

MAY 2019

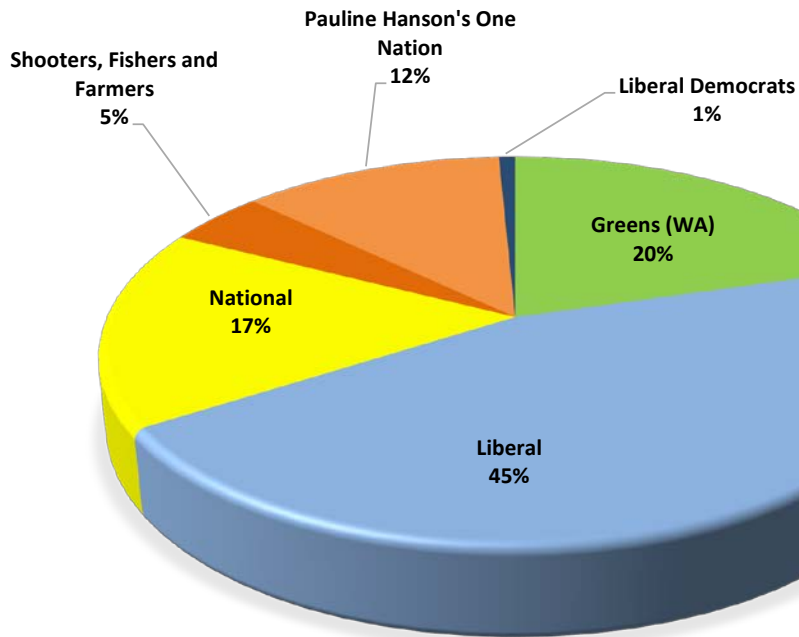


### QUESTIONS ON NOTICE

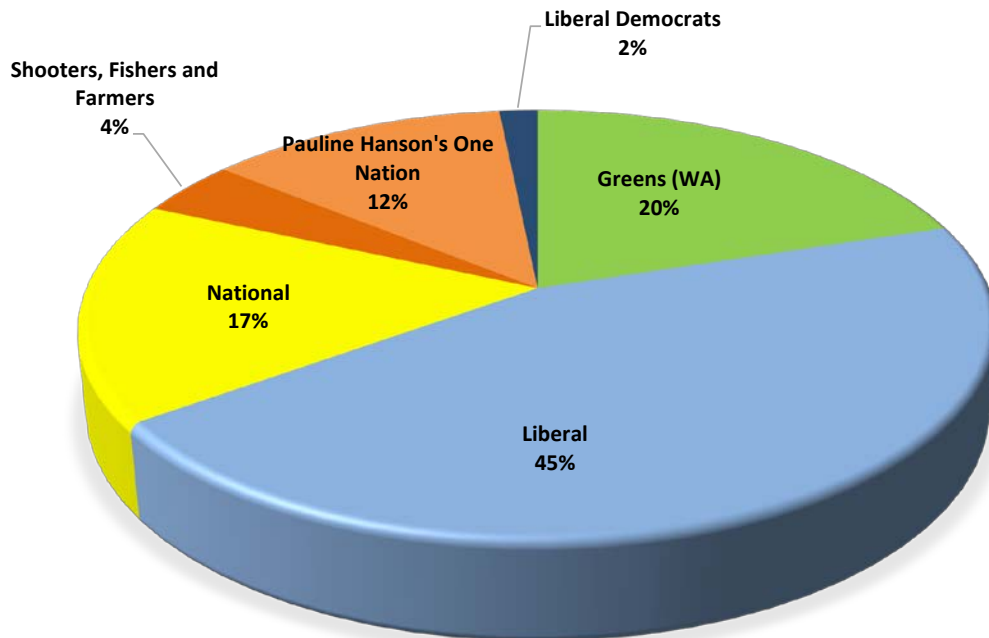
YEAR TO DATE - 2019



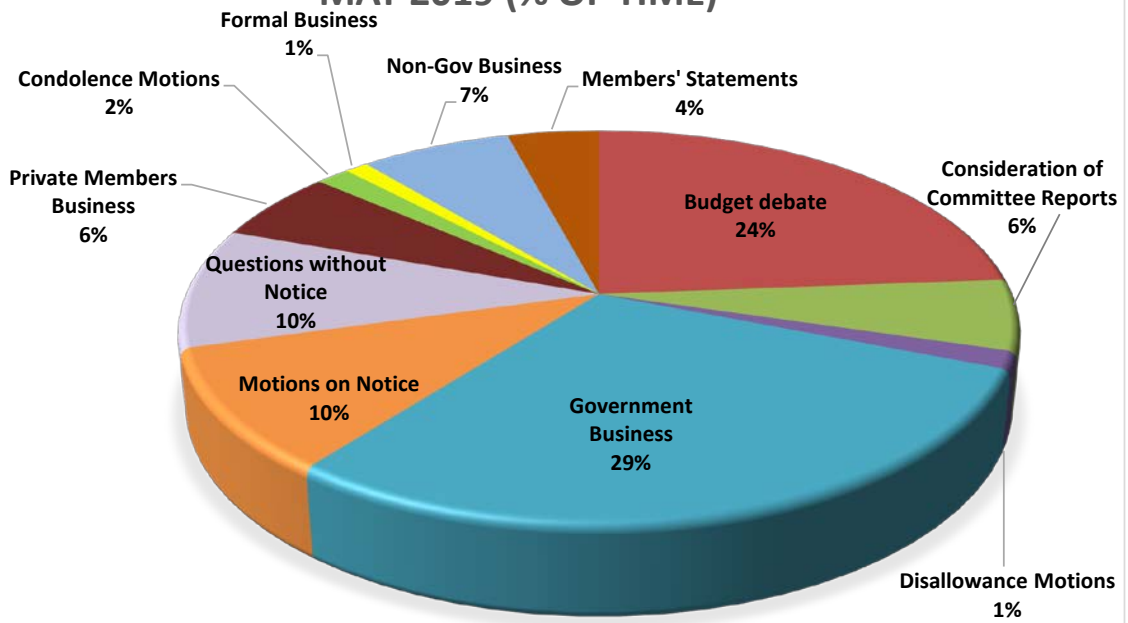
## QUESTIONS WITHOUT NOTICE MAY 2019



## QUESTIONS WITHOUT NOTICE YEAR TO DATE - 2019



### BUSINESS TRANSACTED IN THE COUNCIL MAY 2019 (% OF TIME)



### BUSINESS TRANSACTED IN THE COUNCIL - YEAR TO DATE - 2019

