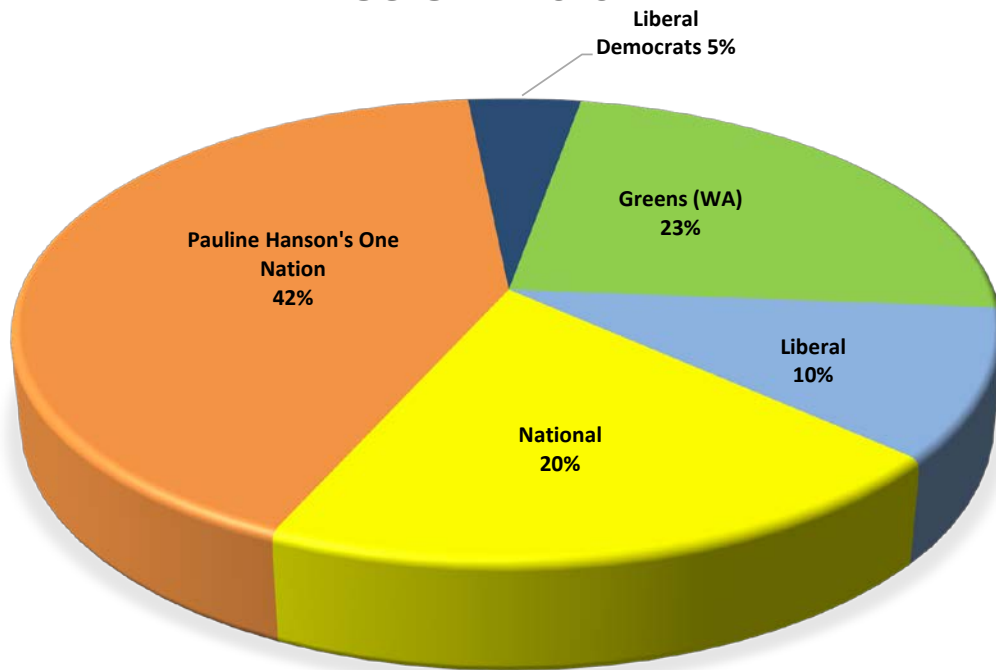


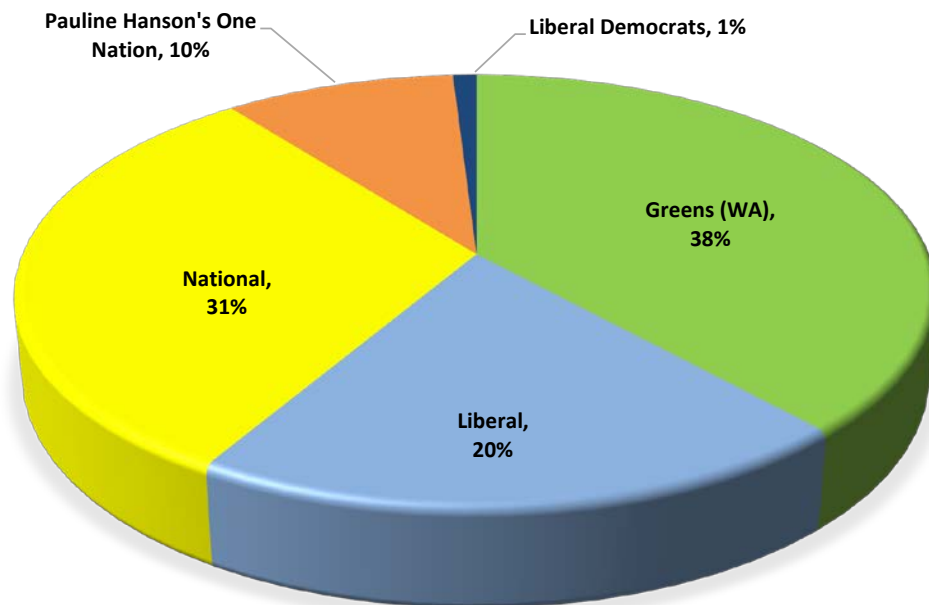
# Legislative Council Statistics

	Oct-20	2020 to date	40th Parliament to date
<b>Sitting days and hours</b>			
Weeks	2	18	75
Days	7	54	228
Hours	38.15	358.15	1468.32
Average Hours	5.28	6.38	6.26
<b>Bills</b>			
<b>Bills Introduced</b>			
- Total	1	49	192
- Initiated in the Council	0	3	36
- Initiated in the Assembly	1	46	156
- Government Bills	1	48	171
- Non-Govt. - Private Member Bills	0	1	21
<b>Bills dealt with</b>			
- Passed	3	37	127
- Defeated	0	0	0
- Withdrawn	0	0	0
- Referred to committee	0	11	30
<b>Amendments</b>			
- Bills passed without amendment	1	15	76
- Bills passed with amendment	2	22	51
<b>Questions</b>			
Questions without notice	140	1187	5039
Questions on Notice	115	617	3352
<b>Petitions</b>			
Petitions presented	4	34	213
Signatures on petitions	3473	28761	202985
<b>Motions on Notice</b>			
Notices given	2	15	52
Agreed to	2	13	40
Defeated	0	2	11

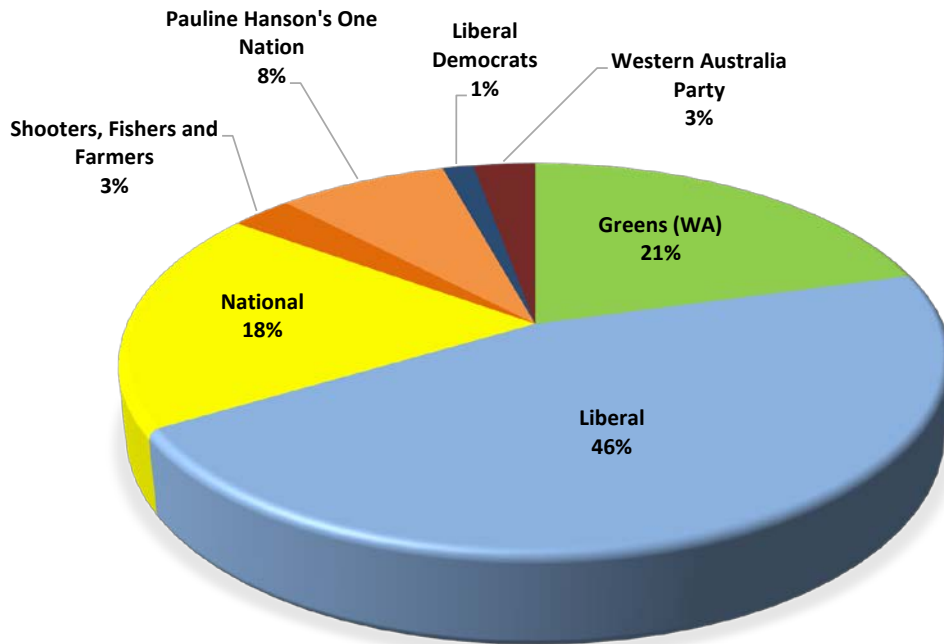
### QUESTIONS ON NOTICE OCTOBER 2020



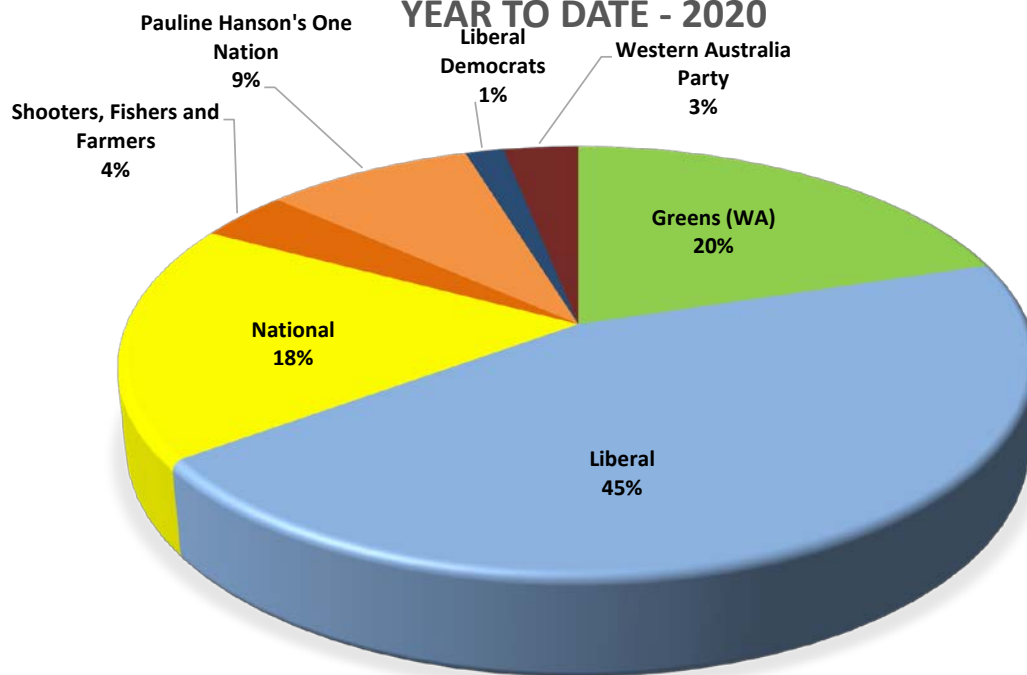
### QUESTIONS ON NOTICE YEAR TO DATE - 2020



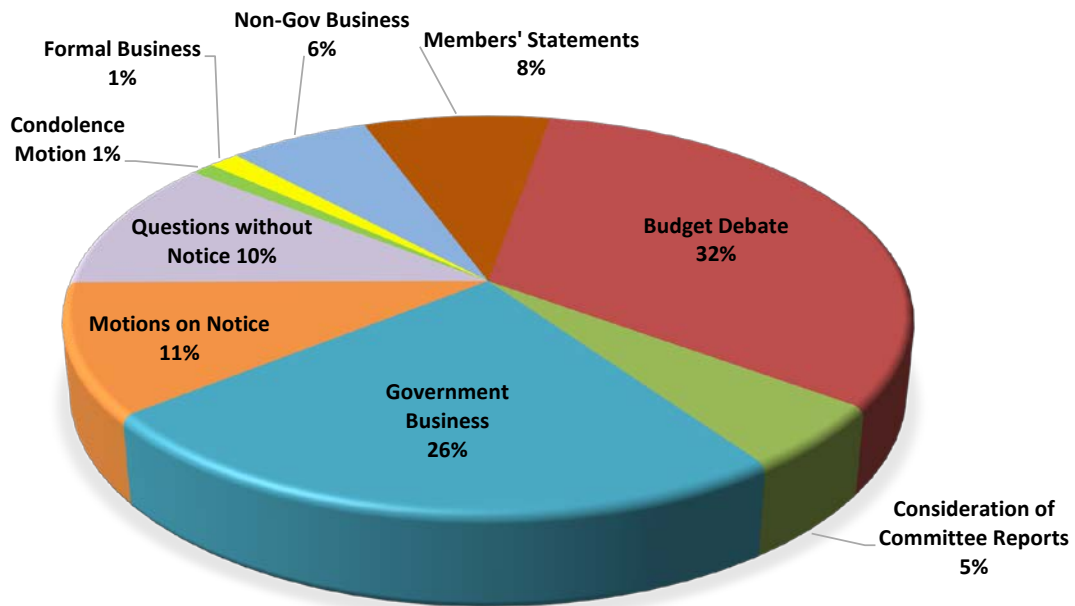
## QUESTIONS WITHOUT NOTICE OCTOBER 2020



## QUESTIONS WITHOUT NOTICE YEAR TO DATE - 2020



## BUSINESS TRANSACTED IN THE COUNCIL OCTOBER 2020 (% OF TIME)



## BUSINESS TRANSACTED IN THE COUNCIL YEAR TO DATE - 2020 (% OF TIME)

