



# **AGRICULTURAL PRODUCE COMMISSION**

**ANNUAL REPORT  
FOR THE YEAR ENDED, 30 JUNE 2002**

**Agricultural Produce Commission  
Sort Bin 3, 3 Baron-Hay Court  
South Perth WA 6151**

**Phone: 9368 3127  
Fax: 9368 3128  
Email: [apc@agric.wa.gov.au](mailto:apc@agric.wa.gov.au)**

**ABN 33 720 315 990  
ISSN 1035-8560**

## INDEX

<b>1. Preamble</b>	3
<b>2. The Agricultural Produce Commission Act (1988)</b>	3
<b>3. The Commission</b>	4
Membership	4
Meetings	4
Performance Indicators	5
Administration and staff	5
Memorandum of Understanding	5
Goods and Services Tax (GST)	5
Remuneration of Commissioners	6
Insurance of members of Commission and staff	6
Legal protection of Commissioners	6
Information held by the Commission	6
Legal Advice	6
Advertising	6
Disclosure pursuant of Section 175ZE (1) of the Electoral Act	6
<b>4. Producers' Committees</b>	7
Establishment of a producers' committee	7
Committee members' tenure of office.	7
Remuneration of producers' committee members	7
Insurance of members of producer committees	7
Established producer committees	8
Fee for Service	10
Legal protection of producer committees	12
Administration costs of producer committees	12
Procedural Manual for producer committees	12
Code of Conduct	12
<b>5. Significant Events During The Year</b>	12
Agricultural Produce Commission Act procedures	12
Establishing producer committees	12
Producer committees activity	14
APC publicity and communication	19
<b>6. Financial Results</b>	20
Administration of accounts	20
Annual estimates of income and expenditure	20
Principal Accounting Officer	20
Revenue 2001/2002	20
Expenditure 2001/2002	22
Compliance with written law	23
Financial statement	23
Superannuation payments	23
Events occurring after Balance Date	23

**Appendix**

Performance Indicators	Appendix 1	24
Statement of Compliance with Written Law	Appendix 2	27
Certification of Financial Statements	Appendix 3	28
Financial Statements, Notes and Auditor General Opinion	Appendix 4	29

**Attachment**

Service Functions of Producers' Committee	Attachment 1	40
Procedures to join the APC	Attachment 2	41
List of approvals and notices 2001/2002	Attachment 3	42
Approved 2001/2002 budget	Attachment 4	46
Packages fee for service collected 2001/2002	Attachment 5	47
Summary production 1993/94 to 2001/02	Attachment 6	49
Codling moth compensation revenue raised	Attachment 7	55
Polling deposits and expenditure 2001/2002	Attachment 8	55
Producers' Committee 2001/2002	Attachment 9	56
Summary accounts 1990/91 to 2001/2002	Attachment 10	70
Commission Estimates for 2002/2003	Attachment 11	74

# AGRICULTURAL PRODUCE COMMISSION

## 1. PREAMBLE

This report covers the fiscal year, 1 July 2001 to 30 June 2002 and has been prepared in accordance with the provisions of the Financial Administration and Audit Act 1985.

The Agricultural Produce Commission was established by the Agricultural Produce Commission Act of 1988. The Chairman and Commissioners were appointed on 1 September 1989, the date on which the Act was proclaimed.

The Commission is not an agent of the Crown nor a part of the Public Service. The Commission reports to the Minister for Agriculture; Forestry and Fisheries.

The role of the Commission is to encourage producers of agricultural produce, that come within the scope of the Act, to form committees for the purpose of collecting funds to provide services for the benefit of the producers and to ensure the future prosperity of their industry. By agricultural industry the Act means a horticultural industry and such other agricultural industry as may be prescribed but excluding broadacre cropping and grazing industries.

## 2. AGRICULTURAL PRODUCE COMMISSION ACT (1988)

The *Agricultural Produce Commission Act 1988* was assented to on 23 December 1988.  
The *Agricultural Produce Commission Amendment Act 1993* was gazetted on 15 December 1993  
The *Agricultural Produce Commission Amendment Act 1998* was gazetted on 30 April 1998  
The *Agricultural Produce Commission Amendment Act 2000* was gazetted on 11 August 2000

The *Agricultural Produce Commission Act, Producers Committee (Polling) Regulations 1990* were gazetted 23 November 1990 and amended by *Gazette* notice dated 13 February 2001.

The *Agricultural Produce (Horticultural Industry) Regulations 2001* were gazetted on 13 February 2001 (replacing the *Horticultural Produce Commission General Regulations 1991*)

The *Agricultural Produce (Prescribed Agricultural Industries and Services) Regulations 2001* commenced by *Gazette* Notice dated 3 July 2001:

- ❖ The pork production industry is prescribed as an agricultural industry under section 3.1 of the Act and services referred to in section 12.1 of the Act are services that a producers' committee may provide in relation to the pork production industry. - *Gazette* notice dated 3 July 2001.
- ❖ The beekeeping industry is prescribed as an agricultural industry under section 3.1 of the Act and services of section 12.1 listed as (b), (c), (d), (h), (l), (la) and (m) are services that a producers' committee may provide in relation to beekeeping industry – *Gazette* notice dated 23 October 2001.
- ❖ The egg production industry is prescribed as an agricultural industry under section 3.1 of the Act and services referred to in section 12.1 of the Act are services that a producers' committee may provide in relation to the egg production industry – *Gazette* notice dated 17 May 2002.

Notice gazetted on 19 September 2000 under Section 19a of the Act declaring *that Mediterranean fruit fly (Ceratitis Capitata) is a pest to which Section 19a of the Act is to apply.*

### 3. COMMISSION

#### Membership

The Agricultural Produce Commission consists of four members who are appointed by the Minister for Agriculture, Forestry and Fisheries. The Minister appoints one member of the Commission to be the chairperson. Tenure of appointment is for a period not exceeding three years.

A member of the Commission is a person who has a broad understanding of agricultural industry and (a) experience in financial management; or (b) other experience relevant to the Commission's functions.

The incumbent members of the Commission are as follows:

H. Morgan AM	Chairperson,
C.P. Stevens	Member,
R.J. Delane	Member,
E.J. Skipworth	Member,

The term of office of Commission members expire on 30 November 2003

#### Meetings

The Agricultural Produce Commission meets as necessary. Since 1989 the Commissioners have met on 91 occasions, an average of 7 times per year.

**Table 1 Meeting attendance 1989/90 to 2001/2002**

Commissioner	Year												
	1989 1990	1990 1991	1991 1992	1992 1993	1993 1994	1994 1995	1995 1996	1996 1997	1997 1998	1998 1999	1999 2000	2000 2001	2001 2002
H. Morgan	8	12	5	6	7	6	4	5	6	10	8	7	5
C.P. Stevens	8	12	6	6	7	6	4	4	4	8	8	5	4
R.J. Delane												6	6
E.J. Skipworth												4	6
Public Servant*	6	9	6	4	4	5	4	5	6	10	7	1	-
No. of meetings	8	12	6	6	7	6	4	5	6	10	8	7	6

\* As from 11 August 2000 the Act does not prescribe one member of the Commission to be an officer of the State Public Service

During the year under review the Commissioners met on the following dates:

**Table 2 Meetings held by the Commission 2001/2002**

No.	Meeting held on:	Invited Visitors
1	23 August 2001	S. Tong, Acting Principal Accounting Officer K. Boughton & L. Newing, West Australian Pork Producers' Association. Pork Producers: R&J Bradley, B. Cameron, J&S Nicholls & T. Oreilly
2	12 October 2001	
3	20 December 2001	S. Tong, Acting Principal Accounting Officer
4	26 February 2002	J. Murgia, Acting Principal Accounting Officer
5	21 March 2002	J. Murgia, Acting Principal Accounting Officer
6	24 May 2002	J. Murgia, Acting Principal Accounting Officer

Four meetings were held at the Commission located at 36 Railway Parade, Midland. two meetings were held at Department of Agriculture, South Perth. The annual meeting of Commissioners and producer committee chairpersons was held on 9 November 2001 at South

Perth, with chairpersons' at Carnarvon and Kununurra participating via video link. In addition Commissioners attended the inaugural meeting of the APC Pork Producers' Committee held on the 19 April 2002 and the Commission Chairman attended beekeeper, cut flower and wine industry meetings.

### **Performance Indicators**

The consultant contracted to conduct the annual survey of producer committees to determine the Commission's strengths and weaknesses noted that the overall performance was "good" or "very good". However associated with the good ratings some concerns were expressed and these included the low level of understanding of the Commission by producers and that the Commission should give more consideration to this problem. Problems associated with the collection of fee for service seem to have been ameliorated to some extent but there was still scope for improvement.

**Table 3 Overall performance and effectiveness of the Commission as rated by clients**

1997/98 to 2001/2002						
Year	Very poor			Very good		Average
	1	2	3	4	5	
1997/1998	2	2	2	2		50.0%
1998/1999			4	3		68.6%
1999/2000			1	5	1	80.0%
2000/2001	-	1	1	6	1	77.0%
2001/2002	-	-	1	6	2	82.0%

Performance Indicators are given in **Appendix 1**

### **Administration and staff**

The executive officer duties were undertaken by Max Crake. Financial administrative duties were performed during the year by Suzanne Mustard to February when Lyn Scantlebury undertook the financial support duties. The Commission meets the salary cost of these staff. Treasury pays the superannuation payments of Mr. Crake.

The Commission directly employs the Executive Officer under Section 9 of the Act while the Finance Officer is seconded from Department of Agriculture.

The Commission is responsible for collecting the fee for service from producers, wholesalers, exporters and retailers. Each committee is provided with a quarterly report detailing revenue and expenditure for the period.

### **Memorandum of Understanding**

To establish a mutual understanding in regard to the type and level of services provided to the Commission by the Department of Agriculture there is a Memorandum of Understanding Agreement between the Commission and the Department. The Memorandum is reviewed annually.

### **Goods and Services Tax (GST)**

The Commission is GST exempt, a determination issued by the Federal Treasurer in March 2000 listed the Horticultural Produce Commission GST free under Section 81-5 of the *A New Tax System (Goods and Services) Act 1999*.

### **Remuneration of Commissioners**

Remuneration for non-Public Servant Commissioners are set in accordance with the determination by the Minister as the rates applicable to Commissioners. The current rates determined in March 1999 are as follows.

Chairman	\$7,000 per annum
Industry Commissioner	\$3,700 per annum

The travel and accommodation costs of the three non-Public Servant Commissioners are remunerated.

### **Insurance of members of Commission and staff**

The Commissioners and staff are covered against accidents that may occur during performance of official business.

### **Legal protection of Commissioners**

Under section 24 a person who is or was a member of the Commission or an employee is not personally liable for any act done or omitted to be done in good faith by the Commission.

### **Information held by the Commission**

Because of commercial sensitivity the Commission allows limited access to information relating to payments made in the way of fee for service by individual producers and dealers, in this regard both Commissioners and members of Producer Committees are required to abide by the APC Code of Conduct. The Commission publishes aggregated information relating to the quantity of produce on which the fee for service has been collected (Refer Attachments 5 and 6). Any request for information should be addressed to the Chairman, Sort Bin 3, 3 Baron-Hay Court South Perth WA 6151.

### **Legal Advice**

The Agricultural Produce Commission is not entitled to obtain legal advice from the office of the Crown Solicitor and therefore the Commission receives legal advice when and as required from the private sector.

### **Advertising**

The Commission places advertisements in newspapers to call for nominations to producers' committees, give notice of intent to form a producers' committee, notice of poll, publish the results of polls and changes to the level of the fee for service. During the year the Commission employed the services of Marketforce Productions to manage the advertising.

### **Disclosure pursuant to Section 175ze(1) of the Electoral Act 1907**

In accordance with the disclosure requirements of Section 175ZE of the Electoral Act 1907, the Agricultural Produce Commission of Western Australia reports that during the 2001/2002 financial year, the Commission incurred expenditure of \$6,644.00 The incurred expenditure has been allocated to the categories listed below:

Advertising agencies	\$6,644.00
Media advertising organisations	0.00
<b>Total expenditure</b>	<b>\$6,644.00</b>

## **4. PRODUCERS' COMMITTEES**

### **Establishment of a Producers' Committee**

Any Agricultural commodity group prescribed by the Act can apply to join the Agricultural Produce Commission. After receiving the approval of the Minister to proceed, a poll is conducted to determine the support amongst the commodity producers for the proposal. If a majority of producers vote in favour the Commission may form a committee (**Refer Attachment 2 Procedures to join the APC**).

The services that an APC producers' committee can provide to the constituent producer members are prescribed in the Act under Section 12 (**Refer Attachment 1 Service Functions of Producers' Committee**). The producers' committee may provide one or more of the services described in Section 12 but to ensure flexibility and to meet changing needs, it is recommended that committees adopt all functions allowed by the Act.

### **Committee members' tenure of office.**

The Commissioners appoint members of the producers' committee for a maximum of three-years, the Act provides for elected committee members if it is of the opinion of Commissioners that a poll of producers' should be held.

To preserve continuity of service and experience, tenures are usually arranged so that only about half of the members terms expire at any one time, this is achieved by varying the term of appointment of members on newly established committees between two and three-years terms. Subsequent appointments are for three-year terms.

The terms of office of established committees commence on 1 June and expire on the 31 May in the final year of tenure.

The Commission appoints the inaugural committee chairperson, the committee appoints subsequent chairpersons.

### **Remuneration of Producers' Committee members**

The producers' committee decides if members are to receive remuneration for time spent on committee business. On 1 July 1999 in accordance with the determination by the Minister, the Commission adopted the following recommended rates as the maximum remuneration that committee members can receive:

Producers' Committee chairperson	\$196/full day	\$130/half day.
Member of Producer Committee	\$131/full day	\$86/half day.

In addition committee members can claim travel cost while undertaking Commission business, incidental expenses, e.g, telephone and fax charges, must be supported by documentation.

### **Insurance of members of producer committees**

The Commission insures producer committee members against accidents that may occur during performance of official business.



### Established Producer Committees

As at the 30 June 2002 there were twelve producer committees established under Section 11 of the Act, plus one voluntary producer committee for which the Commission provides services under Section 19 of the Act. The total number of committee members was 64.

Coverage by APC producer committees is around 42 percent of horticultural industry (**Refer Table 4**). Possible future horticultural committees may come from Flower and Wine grape producers, both industries have been considering the benefits of a fee for service for some time.

**Table 4 - Coverage of the Agricultural Produce Commission of Western Australian horticultural industry**

Industry/sector	Gross value of Production (\$m)	Percentage
<b>Member industry/area:</b>		
Avocado	7.5	1.4
Carnarvon bananas	5.0	1.0
Carrots	29.9	5.7
Citrus fruit	6.2	1.2
Kununurra	36.7	7.1
Potatoes	38.7	7.5
Pome fruit	39.6	7.6
Strawberries	14.0	2.7
Stone fruit	22.4	4.3
Table grapes	5.6	1.1
Turf (voluntary)	10.0	1.9
<b>Total:</b>	<b>215.6</b>	<b>41.5</b>
<b>Possible horticultural industry poll during 2002/2003:</b>		
Floriculture – Cut Flowers	36.5	7.0
Wine Grapes	47.5	9.2
<b>Total:</b>	<b>84.0</b>	<b>16.2</b>
<b>Non member horticultural industry:</b>		
Floriculture - nurseries	26.3	5.1
Turf (non voluntary)	11.7	2.3
Nuts	0.1	0.0
Vegetables – Other	181	34.8
<b>Total:</b>	<b>219.1</b>	<b>42.3</b>
<b>Grand Total:</b>	<b>518.7</b>	<b>100</b>

Source: Australian Bureau of Statistics 1999/2000

### Non-horticultural producer committees

On the 11 August 2000 the Agricultural Produce Commission Act was amended and the scope of Commission activity broadened. In addition to horticultural industry the Act now provides for “*such other agricultural industry as may be prescribed but excluding broadacre cropping and grazing industries*”.

In response to requests by the pork, beekeeper and egg production industries these commodities were prescribed as agricultural industries that are covered by the section 3.1 of the Act and therefore were eligible to join the APC.

Following due process the Commission established the first non-horticultural producer committee on the 12 February 2002, this being the APC Pork Producers’ Committee. On the 24 May 2002 the APC Egg Producers’ Committee was established. The beekeeping industry may vote to join the APC during 2002/2003.

**Table 5 - Members of Producer Committees as at 30 June 2002**

<b>Producers' Committee</b>	<b>Members</b>	<b>Expiry Date</b>
APC Avocado Producers' Committee (Established 1991)	R. Hansen (Chairperson) A. Blight D. Duncan W. Franceschi M. Simon	31/5/03 31/5/03 31/5/04 31/5/04 31/5/04
APC Bridgetown-Greenbushes Fruit Fly Baiting Committee (Established 1996)	Ctee In recess	
APC Carnarvon Banana Producers' Committee (Established 1999)	B. Munro (Chairperson) L. Andreoli C. Cosh T. Day T. Lyall	31/5/05 31/5/04 31/5/05 31/5/04 31/5/05
APC Carrot Producers' Committee (Established 1994)	F. Natoli (Chairperson) D. Anderson S. Calameri A. Grubelich T. Travers	31/5/05 31/5/04 31/5/05 31/5/04 31/5/04
APC Egg Producers' Committee (Established 2002)	J. Simpson (Chairperson) J. Sacca T. Rae I. Wilson T. Woodard	31/5/05 31/5/05 31/5/05 31/5/04 31/5/04
APC Katanning Fruit Fly Baiting Committee (Established 1996)	O. Boxall (Chairperson) P. Shorthouse 3 vacancies—Ctee in recess	31/5/04 31/5/04
APC Kununurra Crop Pest Control Producers' Committee (Established 1997)	J. Hodgins (Chairperson) K. Bellette D. Robinson (A/Chairperson) K. Younghusband 3 vacancies	31/5/03 31/5/03 31/5/05 31/5/03 31/5/05
APC Pork Producers' Committee (Established 2002)	R. Wilson (Chairperson) J. Bradshaw C. Brennan G. Dent L. Flanagan N. Ferguson A. Gardiner R. Leigh-Firbank S. Nicholls	31/5/05 31/5/05 31/5/05 31/5/04 31/5/04 31/5/05 31/5/05 31/5/04 31/5/04
APC Pome, Citrus & Stone Fruit Producers' Committee (Established 1994)	H. Jarvis (Chairperson) K. Eckersley G. Fawcett S. Guimelli P. Gubler A. Logiudici V. Mazzardis 3 vacancies	31/5/05 31/5/05 31/5/04 31/5/04 31/5/04 31/5/04 31/5/04 31/5/05
APC Potato Producers' Committee (Established 2001)	S. Calameri (Chairperson) D. Della Vedova L. Eldridge R. Musulin P. Rose H. Russell K. Taylor	31/5/04 31/5/04 31/5/04 31/5/04 31/5/04 31/5/04 31/5/04
APC Strawberry Producers' Committee (Established 1995)	G. Verheyen (Chairperson) K. Langlands A. Bolsenbroek W. Tweedie T. Wilkinson	31/3/03 31/5/04 31/5/04 31/5/03 31/5/03
APC Table Grape Producers' Committee (Established 1991)	V. Skroza (Chairperson) P. Bacon M. Erceg M. Katich T. Lovreta L. Pavlinovich D. Ramponi	31/5/03 31/5/05 31/5/05 31/5/03 31/5/03 31/5/03 31/5/05
Turf Producers' Voluntary Committee (Established 1999)	R. Moir (Chairperson) A. Demasi J. Maas P. Paino	31/5/03 31/5/03 31/5/03 31/5/03

## Fee for Service

The funds for services provided by committees to their constituent producers are collected through the *fee for service*. The fee for service is determined after the committee has selected and costed the services to be provided to producers. After being approved by both the Commission and the Minister the fee for service is applied to all produce sold. The manner in which a producer pays the fee for service is governed by the APC Act *Agricultural Produce (Horticultural Industry) Regulations 2001*. Regulation 2 to 5 provide for the collection of fee for service from producers by any person who is a dealer (producer, market agent, wholesaler, retailer, exporter). The payment of the collections by the dealer to the Commission, on behalf of the producer, is required not later than 14 days after the end of the month that the transaction has occurred (Regulation 8). For APC community fruit fly baiting committees there is provision in the Regulations for the local government authority to collect the fees (Regulation 6).

**Compliance** - To ensure that producers receive full benefit of services, it is important that all producers fulfill their fee for service responsibilities. Fee for service non-compliance is a concern to most producer committees.

The Commission records all monies paid by way of fee for service to the relevant producers' committee. On occasions committees collect monies from other sources such as matching research funds from national bodies. If requested the Commission will administer these funds on behalf of a producers' committee. To date the Commission has not charged for this service.

**Voluntary Fee for Service** – Fee for service established for voluntary horticultural groups under Section 19 of the Act is not compulsory and therefore Section 14 and Regulations do not apply.

**Table 6 - Changes to fee for service during 2001/2002**

Committee	Fee for Service change															
APC Strawberry Producers' Committee	Fee for service for strawberry industry reduced by 50 percent to: <table border="0"> <tr> <td><u>Package size:</u></td> <td><u>Fee for Service:</u></td> </tr> <tr> <td>Standard tray x12 punnets</td> <td>3 cents per tray</td> </tr> <tr> <td>Euro Tray</td> <td>3 cents per tray</td> </tr> <tr> <td>Loose strawberry tray x 4 kg</td> <td>4 cents per tray</td> </tr> <tr> <td>Loose strawberry tray x 2 kg</td> <td>2 cents per tray</td> </tr> </table> <p><i>As from: 1 August 2001</i>  <i>Government Gazette Notice: 6 July 2001</i></p>	<u>Package size:</u>	<u>Fee for Service:</u>	Standard tray x12 punnets	3 cents per tray	Euro Tray	3 cents per tray	Loose strawberry tray x 4 kg	4 cents per tray	Loose strawberry tray x 2 kg	2 cents per tray					
<u>Package size:</u>	<u>Fee for Service:</u>															
Standard tray x12 punnets	3 cents per tray															
Euro Tray	3 cents per tray															
Loose strawberry tray x 4 kg	4 cents per tray															
Loose strawberry tray x 2 kg	2 cents per tray															
APC Potato Producer' Committee	Fee for service for potato industry set at \$3.65 per tonne of potato sold by producers. <p><i>As from: 1 August 2001</i>  <i>Government Gazette Notice: 6 July 2001</i></p>															
APC Carnarvon Banana Producers' Committee	Fee for service for Carnarvon banana growing industry increased by 3 cents to: 23 cents per 13 kilogram carton or equivalent <p><i>As from: 1 May 2002</i>  <i>Government Gazette Notice: 28 March 2002</i></p>															
APC Pome, Citrus & Stone Fruit Producers' Committee	Fee for service for Pome fruit industry reduced to: <table border="0"> <tr> <td></td> <td><u>Tray</u></td> <td><u>22 Litre</u></td> <td><u>36 Litre</u></td> <td><u>Bin</u></td> </tr> <tr> <td>Apples</td> <td>3 cents</td> <td>9 cents</td> <td>12 cents</td> <td>\$2.90</td> </tr> <tr> <td>Pears/Nashi</td> <td>3 cents</td> <td>9 cents</td> <td>12 cents</td> <td>\$3.17</td> </tr> </table> <p><i>As from: 1 August 2002,</i>  <i>Government Gazette Notice: 25 June 2002</i></p>		<u>Tray</u>	<u>22 Litre</u>	<u>36 Litre</u>	<u>Bin</u>	Apples	3 cents	9 cents	12 cents	\$2.90	Pears/Nashi	3 cents	9 cents	12 cents	\$3.17
	<u>Tray</u>	<u>22 Litre</u>	<u>36 Litre</u>	<u>Bin</u>												
Apples	3 cents	9 cents	12 cents	\$2.90												
Pears/Nashi	3 cents	9 cents	12 cents	\$3.17												
APC Pork Producers' Committee	Fee for service for pork production industry set at 0.8 cents per kilogram carcass weight be imposed on all pigs slaughtered in Western Australia <p><i>Approved by Minister 27 May 2002,</i>  <i>To be Gazetted when commencement date is determined</i></p>															

**Table 7 Fee for Service as at 30 June 2002**

<b><u>Apples</u></b>	Note: Apple fee for service to be reduced from 1 <sup>st</sup> August 2002	<u>Tray</u>	<u>22 Litre</u>	<u>36 Litre</u>	<u>Bins</u>	<u>Tonne</u>
Package size						
Service charge		5.5 cents	16.5 cents	22 cents	532 cents	600 cents
<b><u>Avocados</u></b>		<u>6 kg tray</u>	<u>10 kg tub</u>	<u>12 kg tub</u>		
Package size						
Service charge		10cents	17 cents	20 cents		
<b><u>Carnarvon Banana Compensation Growers' Committee</u></b>		<u>Banana 13kg ctn</u>	<u>Banana 15kg tub (36 litre)</u>			
Service charge		23 cents	26 cents			
<b><u>Carrots</u></b>						
Service charge – suspended						
<b><u>Citrus</u></b>	<b><u>Oranges</u></b>					
Package size	<u>Net bag 3kg</u>	<u>Tray</u>	<u>22 Litre</u>	<u>36 Litre</u>	<u>Bins</u>	<u>Tonne</u>
Service charge	3 cents					
Service charge	3cents	5 cents	14 cents	20 cents	400 cents	1000 cents
<b><u>Kununurra Crop Pest Control Committee</u></b>		<u>Cucubits packed</u>	<u>Cucubits bulk</u>	<u>Banana</u>	<u>Beans</u>	<u>Mangoes</u> <u>Other</u>
Service charge suspended September 1999		1.225 cents	24.6 cents	0.38 cents	0,38 cents	0.67 cents
<b><u>Stone fruit</u></b>						
Package size		<u>Tray</u>	<u>22 Litre</u>		<u>Bins</u>	<u>Tonne</u>
Service charge		3 cents	9 cents		317 cents	600 cents
<b><u>Pears &amp; Nashi</u></b>	Note: Pear & Nashi fee for service to be reduced from 1 <sup>st</sup> August 2002	<u>Tray</u>	<u>22 Litre</u>	<u>36 Litre</u>	<u>Bins</u>	<u>Tonne</u>
Package size						
Service charge		5.5 cents	16.5 cents	22 cents	581 cents	600 cents
<b><u>Pork</u></b>	0.8 cents per kilogram carcass weight (Not gazetted as at 30 June 2002)					
Per kilogramme						
<b><u>Potatoes</u></b>						<u>Tonne</u>
Per tonne						\$3.65
<b><u>Strawberries</u></b>		<u>Tray</u>	<u>Euro Tray</u>	<u>4kg loose tray</u>		
Package size						
Service charge		3 cents	3 cents	4 cents		
<b><u>Pears &amp; Nashi</u></b>		<u>Tray</u>	<u>22 Litre</u>	<u>36 Litre</u>	<u>Bins</u>	<u>Tonne</u>
Package size						
Service charge		5.5 cents	16.5 cents	22 cents	581 cents	600 cents
<b><u>Table grapes</u></b>		<u>18 litre</u>	<u>22 litre</u>	<u>36 litre</u>		
Package size						
Service charge		7 cents	9 cents	14 cents		
<b><u>Turf Growers' Voluntary Ctee</u></b>	Annual voluntary service charge: \$100.00 per hectare of turf under production.					

### **Legal protection of producer committees**

Under section 24 of the Act a person who is or was a member of a producers' committee, or an employee of a producers' committee is not personally liable for any act done or omitted to be done in good faith by a producers' committee.

### **Administration costs of producer committees**

The cost incurred by the Commission in general administration, managing the accounts and compliance with various acts are met by a 10 per cent charge on the fee for service raised. Should the fee for service be suspended then a nominal annual fee is charged to the committee to cover the cost of maintaining accounts and services. No charge is imposed on moneys raised by committees from other sources such as for interest and federal research funds.

### **Procedural manual for producer committees**

The Commissioners have circulated a Procedural Manual for Producers' Committees. This manual details the responsibilities and mode of conducting business.

### **Code of Conduct**

In May 2000 the Commission adopted the Code of Conduct that complies with guidelines recommended by the Office of Public Sector Standards. The Code of Conduct has been adopted for Commissioners and Committee members.

## **5. SIGNIFICANT EVENTS DURING THE YEAR**

### **Agricultural Produce Commission Act – procedures:**

- **Prescribed Agricultural Industries under the Agricultural Produce Commission Act**

With the proclamation of the *Horticultural Produce Commission Amendment Act 2000* in August 2000 the scope of the Act was extended from horticultural industry to cover other agricultural industry as may be prescribed but *excluding broadacre cropping and grazing industries*. During the year the pork, beekeeping and egg production industries were prescribed under section 3.1 of the Act. The process to established producer committees for these industries is discussed on pages 12 and 13.

- **Adoption of Section 12.1 (1a) of the Agricultural Produce Commission Act**

Among year 2000 amendments to the Act was the inclusion of an additional clause to section 12.1 service functions. The additional service function listed as (1a) provides for: *establishment of compensation schemes for the benefit of producers whose agricultural produce is destroyed as a result of action taken to control a pest or disease*. The Producer Committees established since 2000, i.e., potato, pork and egg industry committees have adopted (1a) function. Of the Committees established prior to 2000 only the APC Carnarvon Banana Producers' Committee has adopted the new clause and this occurred at a poll of producers held in December 2001. Other committees considering adoption of "1a" is the APC Pome, Citrus and Stone Fruit Producers Committee and APC Kununurra Crop Pest Control Committee.

### **Establishing Producer Committees**

During the year the establishment of new producer committees was a Commission priority and two new industry committees were established while the poll process commenced for a third and ongoing discussions are being held for two other industries. Following is a more detailed report on committee establishment activity:

#### **a) Establishment of the APC Pork Producers Committee**

For many years pork producers have contributed to a levy to fund industry compensation, research and other initiatives under the Pig Industry Compensation Act 1942 (PIC Act). However as with similar Trust Acts doubt was cast on the State legislation as it could be in conflict with both National Competition Policy and Section 90 of the Australian Constitution.

For this reason the West Australian Pork Producers' Association (WAPPA) approached the Commission on the 5 April 2001 to inquire about the establishment of a producers committee. Subsequently the formal poll process was commenced with the publication of the Notice of Intention on 12 July 2001. Submissions on the proposal were invited from Pork producers and five were received from producers who were concerned about the process. The Commission met with the submission presenters and representatives of WAPPA on 23 August 2001 to discuss the concerns raised in the submissions and after discussion of the issues there was unanimous agreement that the poll be conducted.

The poll was held on the 12 December 2001, 31% of the eligible produces participated and 84% of these voted "yes" to the establishment of the producers committee. The Commission established the APC Pork Producers' Committee on 12 February 2002 and nominations for appointment to the Committee was invited.

Fifteen nominations were received from industry members and this gave the Commission a difficult selection task. However the Commissioners decided on a committee of 9 members and in so doing made every effort to seek a balanced representation of the WA pork producing industry. The inaugural meeting of the Committee was held on 19 April 2002 and the determination of fee for service and preparation of budget process was commenced. Approval was given for a fee for service based on kilogram of carcass weight on all pigs slaughtered. The fee for service will be collected by the abattoirs. As at 30 June the pork industry compliance regulations are still to be drafted and this process will determine when the fee for service can be instituted.

#### **b) Establishment of the APC Egg Producers' Committee**

Discussions to establish an egg producers committee commenced with the Poultry Farmers Association (PFA) in September 2001. The Association was concerned that current industry funding via levy under the Poultry Industry (Trust Fund) Act 1948 (PITF) could be in conflict with Constitutional law and in December 2001 requested the Commission to establish the APC egg producers committee. The poll process commenced in February 2002, no submissions were received objecting to the process and the poll was duly held on 22 May. Participation in the poll represented 60% of egg producers, of these 85% voted "yes". Subsequently the Commission established the APC Egg Producers' Committee on 24 May and invited nomination for appointment. Five egg producers nominated and were appointed to the Committee on 24 June 2002. The budget, fee for service determination and drafting of regulations will be carried out in fiscal year 2002/2003.

#### **c) Proposed beekeeper producers committee**

The Commission has been in consultation with the beekeeper groups since February 2001. The discussions were conducted through the Bee Industry Consultative Committee (BICC) that is composed of representatives of the WAFF Bee Section, WA Beekeepers Association, Pollination Association and WA Apiarists Society. Issues considered were the service functions to be provided to producers and structure of the proposed committee. Consequently BICC indicated to the Commission that the preferred industry option was a producers committee that was focused on raising funds for disease control and disease protection and should include all beekeepers -

amateur as well as commercial producers. Compared to eastern Australia and other parts of the world the Western Australian beekeeper industry is relatively free of diseases and the activity of the proposed committee is to ensure that local producers continue to enjoy this status. Therefore the proposed committee is to fund provision of services to; control and monitor diseases, research related to diseases and other related services for the control of diseases that threaten the beekeeper industry. As at 30 June 2002 arrangements were being finalized to commence the poll process to determine industry support for the formation of an APC beekeepers producers committee.

**d) Proposed wine and wine grape producers committee**

From time to time since 1995 the wine and wine grape industry has considered the establishment of an APC producers committee. The Wine Industry Association has expressed interest in the formation of a producers committee, however a number issues has delayed the process and these are related to fee structure and how wine grape and wine producers would participate. Therefore further industry consultation is required to resolve these matters before a poll can be held.

**e) Proposed cut flower producers committee**

Since 1996 various floriculture groups have considered the APC legislation for raising funds. The most recent inquiry has come through FlowersWest, the Association that represents most flower producer groups in Western Australia. The industry requires additional funds for promotion and extension services, the objective to be self sufficient without having to rely on government grants. The industry consultation process commenced in February 2002 with a workshop followed by a field day with further planned, information about the APC has been published in the industry magazine. Commissioners have attended industry functions to explain the fee for service process.

**PRODUCER COMMITTEE ACTIVITY:**

**APC Avocado Producers' Committee**

The Committee continues to support technology transfer, industry consultants are brought to Western Australia to conduct field days and they are then available, at a fee to the producers, to consult with them directly on their properties.

Fee for service financed promotion was also undertaken during the year and included in-store demonstrations, school home economics classes and the presentation at the Perth Royal Show.

The Committee financed survey conducted last year to determine the size and extent of the Western Australian avocado industry indicated that with recent extensive plantings the industry can expect an increase in avocado production of about 300% within 4 years. Annual avocado production will increase from 400,000 trays to 1,200,000 trays. The industry therefore has a major challenge before it and possibly requires and additional fee for service funding maybe required for a professional marketing campaign to increase avocado consumption in Western Australia.

**APC Carnarvon Banana Producers' Committee**

The *APC Carnarvon Banana Compensation Producers' Committee* was established in 1999 to take over the compensation scheme previously funded under the *Carnarvon Banana Industry (Compensation Trust Fund) Act*. The new arrangements provided for a voluntary insurance scheme that limited compensation payments to storm or cyclone damage. Because of the increasing threat of exotic diseases to the Carnarvon banana industry the Committee in September 2001 asked the Commission to conduct a poll to obtain producers support to:

- 1) Expand the services under Section 12.1 of the Act from (f) to cover all the service functions listed (a) to (m).
- 2) Revise the Scheme Rules of the voluntary insurance scheme established under Section 12.1(f) to include compensation payment to Scheme members for banana crop destruction resulting from an eradication response to a pest or disease.

The reason for the expansion of the service functions was firstly to provide funds to employ a part time officer to conduct pest and disease surveillance, to prepare education packages and other measures that are proposed in the Carnarvon Hortguard Plan. Secondly the wider scope of the functions was to assist the Committee to meet the changing needs of the industry if and when the need arises.

The poll of Carnarvon banana producers was conducted by the Commission on 6 December 2001 and resulted in “yes” vote for both questions. Subsequently the Commission approved the expansion of the Committee functions and the compensation scheme included crop losses due to exotic disease. To reflect the changes the committee was renamed the *APC Carnarvon Banana Producers’ Committee*. In May 2002 the industry fee for service was increased to cover the cost of disease surveillance.

### **APC Carrot Producers’ Committee**

For almost ten years the research and development (R&D) needs of the Western Australian carrot producers has been addressed through the Western Australian Carrot Growers Committee (CARD). Initially R&D projects were financed by the fee for service when the APC Carrot Producers’ Committee was established in 1994, then in 1997 the AusVeg National Vegetable R&D Levy was introduced and the fee for service was suspended. The national levy programme continued on with the entire fee for service funded projects that were undertaken by CARD.

The AusVeg National Vegetable R&D Levy programme has produced some excellent outcomes for the carrot industry. However, CARD has identified a number of gaps in research that the National programme does not consider a high priority because they are not of national importance. Because approximately 90% of Australian export carrots are produced in Western Australia the local focus is mainly on the export market. The emphasis for local producers is to protect the export trade and therefore consideration is being given to the re-introduction of a fee for service to address targeted research activities that are important to the continued and future development of the export carrot market. Activities that are of national significance will continue to be directed and supported through the national levy programme, however, local WA issues will be tackled through the fee for service.

Before the APC Carrot Producers’ Committee makes a decision on re-commencement of the fee for service there will be a period of consultation with carrot producers through appropriate communication channels including industry newsletter and magazines.

### **APC Community Fruit Fly Baiting Committees**

The Mediterranean fruit fly is a major pest for Western Australian commercial and non-commercial fruit producers. The Commission become involved with fruit fly baiting schemes following changes to the Plant Diseases Act that resulted in the suspension of public funded fruit fly baiting through the Agricultural Protection Board. At the request of the Department of Agriculture the Commission agreed to take on the responsibility of establishing community based schemes under Section 12.1(b) of the Act. Subsequently in 1996/97 two APC community fruit fly baiting committees were established in the Katanning and Bridgetown-Greenbushes town sites. However after the committees were established the Commission received contrary



advice that the Act did not provide for non-commercial fruit producers and consequently the provisions of the Act could not be enforced. To overcome this anomaly the Act was amended in 2000 when section 19a was inserted. The amendment provided for non-commercial producers in relation to the control of prescribed pests and diseases. In September 2000 Mediterranean fruit fly (*Ceratitidis Capitata*) was prescribed under Section 19a

For a number of reasons the services provided by both APC fruit fly baiting committees have been suspended. In Bridgetown the Shire Council could not agree to support a town-baiting scheme and without administrative support that a local government can provide the APC Bridgetown-Greenbushes Fruit Fly Committee found it impractical to provide the service. The Committee suspended operations in 1998.

In Katanning the local government authority was highly supportive and for a time the APC Katanning Fruit Fly Baiting Committee achieved excellent results with fruit fly all but eradicated townspeople were able to receive the full benefit of their backyard fruit trees. However because the collection of fee for service charges could not be enforced there were deficit problems. After conducting a survey in 2001 that revealed a mixed response by residents the Shire advised the Commission that it no longer wished to participate in the Scheme and would instead consider setting up its own voluntary baiting programme. The operations of the Katanning Committee were suspended in 2001. In the period of operation both the Department of Agriculture and Commission met the Committee deficits.

Currently the Commission has not received any community request to establish further fruit fly baiting schemes though a number of inquiries have been received from Shires in the South West region.

Having overcome the early inadequacies of the Act the Commission is now in a position to set up fruit fly baiting schemes that provide all the benefits of the APC Act to non-commercial or backyard fruit tree owners. Therefore the fee for service is compulsory and further the Plant Diseases Act, Section 17a (1) provides right of entry for any person engaged by an APC committee to bait fruit trees.

In view of past experience, the Commission will not consider setting community fruit fly baiting schemes without first receiving the full support of the Shire. The Shire will be able to recover any administration costs incurred and there are two options on how the fee for service can be collected. With option one the fee for service is invoiced direct to rate payers with fruit trees. The second option is a simpler system, the APC charges the fee for service direct to the Shire, and the Shire includes the fee cost as part of the rates.

### **APC Kununurra Crop Pest Control Committee**

The APC Kununurra Crop Pest Control Committee baiting programmes within the Kununurra quarantine zone were suspended in September 1999 at the request of the Department of Agriculture and subsequently the fee for service that funded the scheme was suspended. The reason for the suspension was due to Quarantine and Export Freedom Rules requirements that do not allow baiting treatments that might mask the presence of Medfly. The Committee has since been working with the Department regarding how to deal with future Medfly outbreaks. But before the fee for service is re-instated the Committee has requested the Commission to conduct a poll of producers to expand the functions of the Committee to all of Section 12.1. The reason for expanding services is to ensure that Hortguard initiatives now being developed can be supported by fee for service funds. The poll will be conducted in second half of 2002.

### **APC Pome, Citrus and Stone Fruit Producers' Committee**

The year saw the end to the \$780,000 Dwellingup Codling moth compensation and eradication programme with the final payment to the Agricultural Protection Board. When the Codling moth incursion occurred in 1998 the pome fee for service was increased to provide the additional funds. The increase represented an additional 10 cents per standard apple and pear carton. Accordingly with the financial commitments now met the fee for service is to be reduced to the former level and this will take effect on 1<sup>st</sup> August 2002.

Before any further compensation programmes can be considered a fruit producers poll is now required to approve the inclusion of the compensation service function that was incorporated into the Act when amended in 2000. The additional service function (listed "1a") provides for the setting up of compensation funding for crop losses resulting from pest or disease eradication. The Committee has delayed conducting the poll until the Dwellingup scheme had been finalized so that producers would be better able to reflect and consider the benefits of industry financed compensation programmes. It is intended to conduct the poll during fiscal 2002/03.

The Committee continues to have success in improving fee for service compliance. In this regard producers are becoming more aware of both their compliance responsibilities and the benefits that fee for service contributions provide. Particular attention is being given to the numerous fruit sale activity outside the normal marketing system, also being closely monitored producers who do not correctly list production and packaging, especially in regard to stone fruit.

Pome and citrus fruit advertising and other promotional activities during the year again proved highly successful. The stone fruit industry is to adopt similar programmes.

### **APC Potato Producers Committee**

Establishment in year 2001 the APC Potato Producers' Committee has completed its first financial year. The Committee took over the funding activity of the Potato Growing Industry Trust Fund Act and has continued to finance ongoing potato industry disease research and variety development programs. The programmes include, new varieties of seed potatoes and seed potato scheme costs, Aphid monitoring of seed potato crops, Code of Practice and Best Environmental Management Practices for sustainable potato production in Western Australia. Where possible matching funds were obtained from Horticulture Australia Limited. Prospects for future potato industry growth through exports are very encouraging and the Committee recognizes that future-funding applications may have to be inline with industry priorities.

### **APC Strawberry Producers' Committee**

Due to national strawberry levy funding being provided through Horticulture Australia Limited for strawberry research, the Committee in assessing budgetary requirements for 2001/2002 determined that fee for service contributions by Western Australian producers be reduced by 50%. The reduced fee for service commenced on 1 August 2001 and will also apply for fiscal year 2002/2003.

With the prime aim to increase domestic fruit sales in Western Australia through improved flavour and quality coupled with appropriate marketing tailored for the variety, the Committee continues to allocate fee for service funds to the process of commercializing Australian bred strawberry varieties. The process includes preparing production and marketing protocol to support the selection when released as a named cultivar in the market place. Matching funds from Horticulture Australia supports the project.

Fee for service funds are also provided for the conducting of trials to evaluate new varieties bred under the National Strawberry Breeding project. The trials are been conducted in Albany, Manjimup and Wanneroo.

### **APC Table Grape Producers' Committee**

The APC Table Grape Producers' Committee ongoing and primary commitment for 2001/2002 has been the re-establishment, implementation and bedding down of approval for an efficient and cost effective 'regulatory maturity inspection service' for the Western Australian table grape industry.

The provision of inspection services has been an integral part of the Committee's functions since establishment. With an appreciation by most producers of the need to offer consumers quality table grapes and ensure that no immature fruit is marketed, the funding of inspection services will continue to be an integral part of the Committee's functions.

Private sector consultants with previous WAQIS inspection experience carried out the inspection service. The consultants were appointed, instructed and overseen by the Department of Agriculture. The Committee advised on maturity levels and controlled the budget, as well as contributed significantly to the design of the new inspection service. Retail stores, wholesalers and direct distribution centres, were randomly inspected. The new standards were well received by both producers and retailers. Although there may be some fine-tuning required for the 2002/2003 season, the Committee and industry generally would hope that in future this service continues.

The Producer's Committee again provided fee for service funds for the CSIRO varietal breeding program, the 2001/2002 contribution was just under \$12,000. The National Table Grape Levy is due to commence soon and funding of CSIRO varietal research is expected in future to be funded from this source. A further \$5000 was paid to Department of Agriculture for provision of a table grape palatability report.

The Committee did not budget any funds towards table grape promotional activity in 2001/2002, however when satisfied that the new inspection service has been proven and tested and the Committee can be confident of providing consumers consistently with quality table grapes then funds for promotion will be provided.

### **Turf Producers' Voluntary Committee**

Because the turf industry poll held in 1998 did not receive sufficient support to establish a turf industry Committee, the Turf Growers Association established the Turf Producers' Voluntary Committee to administer voluntary fee for service contributions from turf producers. The Commission provides the Committee with all the services and functions of the APC Act except that the fee for service is voluntary.

Fee for service contributions are totally applied by the Committee to ongoing turf research at the University of Western Australia. The first three-year stage of research into water use of turf grasses has been completed and the next phase has commenced. This phase is being carried out by Dr. Louise Barton and Dr. Tim Colmer and is investigating the interaction of irrigation and fertilizer requirements of turfgrasses. Both areas of research are being recognized, including Government regulators, and is attracting a lot of interest throughout Australia and internationally. The research is timely considering the Perth water restrictions and the algal blooms resulting from excessive nutrients.

The turf producers who have committed themselves to an annual fee for service contribution represent approximately 55% of the industry and to ensure maximum support for the turf research centre the Committee is endeavoring to obtain support from uncommitted turf producers.

#### **APC Publicity and Communication**

**Brochure and new logo** – New brochure was prepared and distributed during the year. The design incorporated new logo and the text outlining APC purpose and activity took into account the changes to the Act. The brochure has been given wide distribution, placed in Department of Agriculture district offices and on display tables at field days.

**Web Site** – To promote and provide information the Commissioners have approved the setting up of an official APC web site. To come on line in 2002 the Web Site will provide information on all matters regarding the Commission including the Annual Report and each producer committee will have its own web page.

## 6. FINANCIAL RESULTS

### Administration of accounts

The Commission reports on its accounts at a consolidated level and in accordance with the requirements of the Financial Administration and Audit Act 1985. However, the Commission keeps each committee's account separate and reports quarterly to each chairperson.

In addition to financial reporting the Commission keeps records on the quantity and package size of product and that is the basis of fee for service collected. These records are given to industry for planning purposes and to assist committees in monitoring compliance (Refer Attachments 5 and 6).

### Annual estimates of income and expenditure

The Financial Provisions under Section 20 of the Agricultural Produce Commission Act prescribes that the provisions of the Financial Administration and Audit Act 1985 (Section 42) regulating the financial administration, audit and reporting of statutory authorities apply to and in relation to the Commission and its operations. Accordingly the annual estimates of the financial operations of the Commission for the financial year 2001/2002 were submitted to the Minister.

### Principal Accounting Officer

The Commission retained the services of the Director Finance, Department of Agriculture, Western Australia, as Principal Accounting Officer for the year under review.

### Revenue 2001/2002

The estimated fee for service revenue for 2001/2002 was \$1,248,021 The actual revenue from fee for service amounted to \$1,126,475 and that was 10% per cent under budget figure.

**Table 8 Budgeted and actual Fee for Service revenue 2001/2002 (\$)**

<b>Producer Committee</b>	<b>Budget</b>	<b>Actual</b>	<b>Variance</b>
APC Avocado Producers' Committee	40,000	42,792	2,792
APC Bridgetown-GB Fruit Fly Baiting Ctee	0	0	0
APC Carnarvon Banana Compensation Ctee	69,231	76,704	7,473
APC Carrot Producers' Committee	0	0	0
APC Katanning Fruit Fly Baiting Committee	0	-807	-807
APC Kununurra Crop Pest Control Committee	66,000	0	-66,000
APC Pome, Citrus&Stone Fruit Producers' Ctee:			
Pome	477,800	464,078	-13,722
Citrus	128,600	134,142	5,542
Stone fruit	100,000	84,962	-15,038
APC Potato Producers' Committee	273,700	232,747	-40,953
APC Strawberry Producers' Committee	35,000	42,251	7,251
APC Table Grape Producers' Committee	40,000	37,156	-2,844
Turf Producers' Voluntary Committee	17,690	12,450	-5,240
<b>Total Revenue</b>	<b>\$1,248,021</b>	<b>\$1,126,475</b>	<b>-\$121,546</b>

- APC Kununurra Crop Pest Control Committee budget had provided for restart of fee for service but this now will not occur until fiscal year 2002/2003.
- APC Potato Producers Committee budgeted for a full year revenue, however, fee for service did not commence until August 1<sup>st</sup> 2001.
- APC Pome, Citrus & Stone Fruit Committee revenue variations due mainly to crop seasonal factors.
- Overall if APC Kununurra Committee revenue budget and the Potato Committee revenue shortfall variances are removed the actual revenue shortfall to budget is only 1%.

Treasury invests surplus moneys on behalf of the Commission. The interest is calculated on a daily balance and credited to the Commission quarterly, accordingly producer committees are credited quarterly for interest earned on surplus funds. Likewise if producer committees are in deficit then interest is charged. The interest rate budgeted by the Commission during 2001/2002 was 4.6% per cent, the actual weighted average received was 4.6% per cent.

### Treasury Interest Rate for 2001/2002

**Table 9 Producer Committees revenue from non fee for service sources 2001/2002**

Committee	Interest	Note
APC Avocado Producers' Committee	5,326	
APC Carnarvon Banana Producers' Committee	189,474	
APC Carrot Producers' Committee	1,317	
APC Katanning Fruit Fly Baiting Committee	-527	Fund had negative balance
APC Kununurra Crop Pest Control Committee	100	
APC Pome, Citrus & Stone Fruit Producers' Ctee:		
Pome	13,037	
Citrus	378	
Stone fruit	-1,231	Fund had negative balance
APC Potato Producers' Committee	5,226	
APC Strawberry Producers' Committee	9,880	
APC Table Grape Producers' Committee	2,980	
Turf Producers' Voluntary Committee	247	
<b>Total interest revenue</b>	<b>\$229,723</b>	
	<b>Revenue</b>	
	<b>(other)</b>	<b>Note</b>
APC Avocado Producers' Committee	0	
APC Carnarvon Banana Producers' Committee	0	
APC Carrot Producers' Committee	0	
APC Katanning Fruit Fly Baiting Committee	0	
APC Kununurra Crop Pest Control Committee	0	
APC Pome, Citrus & Stone Fruit Producers' Ctee:		
Pome	0	
Citrus	0	
Stone fruit	0	
APC Potato Producers' Committee	110,000	Transfer from PGITF
APC Strawberry Producers' Committee	0	
APC Table Grape Producers' Committee	0	
Turf Producers' Voluntary Committee	0	
<b>Total revenue</b>	<b>\$110,000</b>	

To cover the administration costs the Commission charge producers' committees 10 per cent of the fee for service collected. The total revenue received by the Commission during the year was

**Table 10 – Revenue received by the Commission 2001/2002 (\$)**

<b>Source</b>	<b>Budget</b>	<b>Actual</b>
Administration charge to producers' committees	125,152	113,078
Deposits to cover poll costs	10,000	7,000
Interest	3,120	3,514
Bad debts recovered		480
Consolidated Fund – services received free of charge	0	7,246
<b>Total revenue</b>	<b>138,212</b>	<b>131,318</b>

### **Expenditure 2001/2002**

The budgeted expenditure by the various producers' committees was estimated at \$1,303,406. The actual expenditure for the year amounted to \$945,284 or 73 per cent of the budgeted figure.

**Table 11 – Budgeted and actual expenditure 2001/2002 (\$)**

<b>Producers' Committee</b>	<b>Budget</b>	<b>Actual</b>
APC Avocado Producers' Committee	62,700	39,392
APC Bridgetown-GB Fruit Fly Baiting Committee	0	0
APC Carnarvon Banana Producers' Committee	218,482	31,808
APC Carrot Producers' Committee	22,750	350
APC Katanning Fruit Fly Baiting Committee	0	0
APC Kununurra Crop Pest Control Committee	61,630	4,731
APC Pome, Citrus & Stone Fruit Producers' Ctee:		
Pome	272,380	264,791
Citrus	127,030	126,370
Stone fruit	106,795	98,571
APC Potato Producers' Committee	276,370	255,720
APC Strawberry Producers' Committee	80,500	67,562
APC Table Grape Producers' Committee	58,000	39,600
Turf Producers' Voluntary Committee	16,769	16,389
<b>Total expenditure</b>	<b>\$1,303,406</b>	<b>\$945,284</b>

-Expenditure includes 10% administration charge

The Commission administration expenditure for the year amounted to \$139,546

**Table 12– Administration expenditure by the Commission 2001/2002 (\$)**

<b>Source</b>	<b>Budget</b>	<b>Actual</b>
Commission meeting costs including travel	20,550	16,604
Advertising, printing, postage, courier and sundries	32,550	16,895
Legal consultants (includes advice on compliance matters)	5,000	2,473
RiskCover committees	1,500	500
Consolidated Fund – resources received free of charge	0	7,246
Salaries including contract staff	75,500	77,961
Audit fees	5,000	5,000
Poll costs # (see Attachment 8)	0	8,559
Doubtful Debts	10,000	4,308
<b>Total expenditure</b>	<b>\$150,100</b>	<b>\$139,546</b>

# Note: Poll costs include advertising, stationery, postage and printing

### **Compliance with Written Law**

Statement of Compliance with Written Law is given in Appendix 2

### **Financial statements**

Full details of the financial statements are given in:

Statement of Financial Performance	Appendix 4
Statement of Financial Position	Appendix 4
Statement of Cash Flows	Appendix 4

### **Superannuation payments**

Commissioners and members of the producer committees are entitled to superannuation contributions.

Department of Agriculture pays the superannuation entitlements of the staff directly employed by Agricultural Produce Commission.

### **Events occurring after Balance Date**

There were no events, which affected the Agricultural Produce Commission after the balance date.



## **APPENDIX**

## Appendix 1

# AGRICULTURAL PRODUCE COMMISSION PERFORMANCE INDICATORS

### Outcome:

The Commission encourages and assists Western Australian agricultural producers to set up industry committees within the legal framework of the Agricultural Produce Commission Act, this allows for the collection of funds to provide services that benefit the producers and their industry. In so doing the Commission ensures that its administration is cost effective and therefore the benefits received by the producers is maximised.

When set up in 1989 the APC Act provided for services to producers in horticultural industries. In August 2000 the scope of the Act was broadened to cover prescribed agricultural industry but excluding broadacre cropping and grazing industries.

### Effectiveness Indicators:

PI 1	Horticultural Industry				
	1997/98	1998/99	1999/00	2000/01	2001/02
Percentage of horticultural industry belonging to the APC	32.2%	34.9%	38.8%	46.1%	41.5%

*Note PI 1: The vegetable growing industry represents 35% of horticultural production in Western Australia. Over a five year period the Commission was in contact with various industry associations and groups to discuss and promote the establishment of an APC vegetable producers committee, however at the poll held in 1999 the industry did not agree to join the APC.*

### Output Description:

To encourage initiatives among agricultural producers to join the Commission, which provides services to commodity groups particularly the collection and distribution of funds.

### Efficiency indicators:

At the request of agricultural producers or industry group the APC, in accordance with the Act and Regulations, conducts a poll to determine whether or not the sector concerned wants to join the APC. Under the Act the promoters of a new committee are required to deposit the estimated cost of a poll with the APC and a major constraint to the establishment of new committees can be the polling cost.

### Efficiency Indicator 1.

#### Poll Cost per Ballot Posted

	1997/98	1998/99	1999/00	2000/01	2001/02
PI 1 - Poll Cost (per ballot posted)	\$4.23	\$10.97	\$4.36	\$23.73	\$22.52

*Note PI 1: The poll conducted during 2000/01 and 2001/02 were for a relatively small number of producers, however poll notices were required in three statewide*



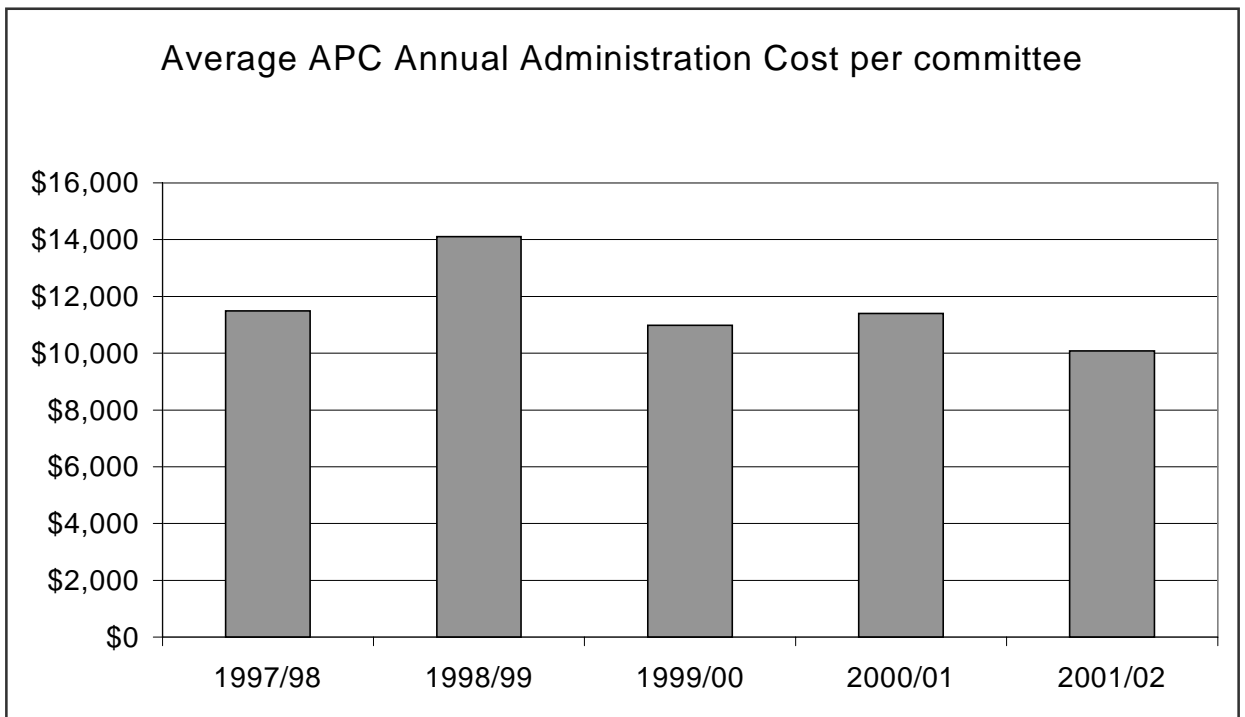
*newspapers and the high cost of publishing poll notices in these newspapers is reflected in the cost per ballot paper posted.*

**Efficiency Indicator 2.**

**General Administration cost per annum per Committee**

The Commission is responsible for raising a fee from producers and managing the funds of the member committees. Each committee pays the Commission for this service. The Commission aims at minimising the costs of managing the financial affairs of committees to ensure maximum funds are available for industry services. This Performance Indicator demonstrates this aim based on total Commission annual administration costs expressed as an average cost incurred per committee.

**PI 2**



**Note PI 2:**

During 1998/99 administration expenditure included a one off consultancy for the Carnarvon banana industry plus there were legal consultation expenses related to legislative changes and therefore there was a significant increase in administration costs.

The fiscal years 1999/2000, 2000/2001 and 2001/2002 show a downward trend in the cost ratio.


**AGRICULTURAL PRODUCE COMMISSION**

**CERTIFICATION OF PERFORMANCE INDICATORS**

**For the year ended 30th June 2002**

We hereby certify that the Performance Indicators are based on proper records, are relevant and appropriate for assisting users to assess the Agricultural Produce Commission's performance, and fairly represent the performance of the Agricultural Produce Commission for the financial year ended 30 June 2002.

**H. Morgan AM  
Chairman**



---

**Date:** 27.8.02

**R.J. Delane  
Member**



---

**Date:** 22/8/02



**AGRICULTURAL PRODUCE COMMISSION**  
**STATEMENT OF COMPLIANCE**

**For the year ended 30th June 2002**

**Hon Kim Chance MLC**  
**Minister for Agriculture, Forestry and Fisheries,**

In accordance with Section 66 of the Financial Administration and Audit Act 1985, we hereby submit for your information and presentation to Parliament, the Annual Report of the Agricultural Produce Commission for the financial year ended 30 June 2002.


The Annual Report has been prepared in accordance with the provisions of the Financial Administration and Audit Act 1985 and;

**Enabling Legislation**

The Agricultural Produce Commission is established under the Agricultural Produce Commission Act 1988 and;

**Legislation impacting on the Board's activities**

- Anti-Corruption Commission Act 1988
- Disability Services Act 1993
- Equal Opportunity Act 1984
- Freedom of Information Act 1992
- Government Employees Superannuation Act 1987
- Industrial Relations Act 1979
- Library Board of Western Australia Act 1951
- Occupational Safety and Health Act 1984
- Public Sector Management Act 1994
- Salaries and Allowances Act 1975
- State Records Act 2000
- State Supply Commission Act 1996
- Statutory Corporations (Liability of Directors) Act 1996
- Workers Compensation and Rehabilitation Act 1981
- Workers Compensation and Rehabilitation (Acts of Terrorism) Act 2001
- Work Place Agreements Act 1993



---

**H Morgan AM**  
Chairman

Date: 22.8.02



---

**R J Delane**  
Member

Date: 22/8/02

## AGRICULTURAL PRODUCE COMMISSION


### CERTIFICATION OF FINANCIAL STATEMENTS

For the year ended 30 June 2002

The accompanying financial statements of the Agricultural Produce Commission have been prepared in compliance with the provisions of the Financial Administration and Audit Act 1985 from proper accounts and records to present fairly the financial transactions for the financial year ending 30 June 2002 and the financial position as at 30 June 2002.

At the date of signing we are not aware of any circumstances which would render any particulars included in the financial statements misleading or inaccurate.

**H. Morgan AM**  
**Chairman**




**Date:** 22.8.02

**R.J. Delane**  
**Member**



**Date:** 22/8/02

**J. Murgia**  
**Principal Accounting Officer**



22-8-02



**AGRICULTURAL PRODUCE COMMISSION**  
**STATEMENT OF FINANCIAL PERFORMANCE**  
*for the year ended 30 June 2002*

	Notes	2002 \$	2001 \$
<b>COST OF SERVICES</b>			
<b>Expenses from ordinary activities</b>			
Department of Agriculture WA contracted services	2		
- Administration		53,342	59,862
- Producers committees' operating costs		832,207	1,496,024
Employee expenses	3	45,602	30,288
Other expenses from ordinary activities	4	40,603	39,675
<b>Total cost of services</b>		971,754	1,625,849
<b>Revenues from ordinary activities</b>			
<b>Revenue from operating activities</b>			
Fees for service	5	1,126,476	997,333
Other revenues from operating activities	6	7,000	2,000
<b>Revenue from non-operating activities</b>			
Interest revenue		229,723	285,596
Other revenues from ordinary activities		481	10,280
<b>Total revenues from ordinary activities</b>		1,363,680	1,295,209
<b>NET COST OF SERVICES</b>		(391,926)	330,640
<b>REVENUES FROM GOVERNMENT</b>			
	7		
Liabilities assumed by the Treasurer		-	1,029
Assets assumed/(transferred)		110,000	100,000
Resources received free of charge		7,246	6,734
<b>Total revenues from Government</b>		117,246	107,763
<b>CHANGE IN NET ASSETS</b>		509,172	(222,878)
<b>TOTAL CHANGES IN EQUITY OTHER THAN THOSE RESULTING FROM TRANSACTIONS WITH WA STATE GOVERNMENT AS OWNERS</b>			
		509,172	(222,878)

The Statement of Financial Performance should be read in conjunction with the accompanying notes



**AGRICULTURAL PRODUCE COMMISSION**  
**STATEMENT OF FINANCIAL POSITION**  
*as at 30 June 2002*

	Notes	2002 \$	2001 \$
<b>Current Assets</b>			
Cash assets	13(a)	5,234,873	4,801,834
Receivables	8	97,126	84,928
Accrued interest		19,414	23,902
<b>Total Current Assets</b>		<u>5,351,413</u>	<u>4,910,664</u>
<b>Total Assets</b>		<u>5,351,413</u>	<u>4,910,664</u>
<b>Current Liabilities</b>			
Payables	9	20,389	96,763
Other liabilities	10	1,094	1,066
Provisions	11	7,923	-
<b>Total Current Liabilities</b>		<u>29,406</u>	<u>97,829</u>
<b>Total Liabilities</b>		<u>29,406</u>	<u>97,829</u>
<b>NET ASSETS</b>		<u><u>5,322,007</u></u>	<u><u>4,812,835</u></u>
<b>Equity</b>			
Accumulated surplus	12	<u>5,322,007</u>	<u>4,812,835</u>
<b>TOTAL EQUITY</b>		<u><u>5,322,007</u></u>	<u><u>4,812,835</u></u>

The Statement of Financial Position should be read in conjunction with the accompanying notes





**AGRICULTURAL PRODUCE COMMISSION**  
**STATEMENT OF CASH FLOWS**  
*for the year ended 30 June 2002*

	Notes	2002 \$	2001 \$
<b>CASH FLOWS FROM OPERATING ACTIVITIES</b>			
<b>Payments</b>			
Supplies and services		(1,032,930)	(1,719,827)
<b>Receipts</b>			
Receipts from producers		1,102,460	972,520
Interest received		234,211	286,100
Other receipts		19,298	(6,000)
<b>Net cash provided by/(used in) operating activities</b>	13(b)	<u>323,039</u>	<u>(467,207)</u>
<b>Net increase/(decrease) in cash held</b>		323,039	(467,207)
Cash assets at the beginning of the financial year		4,801,834	5,169,041
Cash assets transferred from other sources		<u>110,000</u>	<u>100,000</u>
<b>CASH ASSETS AT THE END OF THE FINANCIAL YEAR</b>	13(a)	<u><b>5,234,873</b></u>	<u><b>4,801,834</b></u>

The Statement of Cash Flows should be read in conjunction with the accompanying notes



## AGRICULTURAL PRODUCE COMMISSION

### Notes to the financial statements for the year ended 30 June 2002

#### 1 Statement of accounting policies

The following accounting policies have been adopted in the preparation of the financial statements. Unless otherwise stated these policies are consistent with those adopted in the previous year.

##### **General Statement**

The financial statements constitute a general purpose financial report which has been prepared in accordance with Australian Accounting Standards, Statements of Accounting Concepts and other authoritative pronouncements of the Australian Accounting Standards Board, and Urgent Issues Group (UIG) Consensus Views as applied by the Treasurer's Instructions. Several of these are modified by the Treasurer's Instructions to vary application, disclosure, format and wording. The Financial Administration and Audit Act and the Treasurer's Instructions are legislative provisions governing the preparation of financial statements and take precedence over Australian Accounting Standards, Statements of Accounting Concepts and other authoritative pronouncements of the Australian Accounting Standards Board, and UIG Consensus Views. The modifications are intended to fulfill the requirements of general application to the public sector, together with the need for greater disclosure and also to satisfy accountability requirements.

If any such modification has a material or significant financial effect upon the reported results, details of that modification and where practicable, the resulting financial effect, are disclosed in individual notes to these financial statements.

The statements have been prepared on the accrual basis of accounting using the historical cost convention.

##### **(a) Grants and Other Contributions Revenue**

Grants, donations, gifts and other non-reciprocal contributions are recognised as revenue when the Commission obtains control over the assets comprising the contributions. Control is normally obtained upon their receipt.

Contributions are recognised at their fair value. Contributions of services are only recognised when a fair value can be reliably determined and the services would be purchased if not donated.

##### **(b) Revenue**

Fee for service revenue represents revenue raised by the relevant producer committees established under the Agricultural Produce Commission 1988 (Act) as per section 14 of the Act.

Other revenue is fully described in the operating statement.

##### **(c) Cash**

For the purpose of the Statement of Cash Flows, cash includes cash assets and restricted cash assets. All Commission funds are held at the Commonwealth Bank and the balance is invested daily. Interest is calculated on the daily balance and credited to the Commission quarterly.

##### **(d) Receivables**

Receivables are recognised at the amounts receivable and are due for settlement no more than 30 days from the date of recognition.

Collectability of receivables is reviewed on an ongoing basis. Debts which are known to be uncollectable are written off. A provision for doubtful debts is raised where some doubts as to collection exists.

##### **(e) Payables**

Payables, including accruals not yet billed, are recognised when the Commission becomes obliged to make future payments as a result of a purchase of assets or services. Payables are generally settled within 30 days.



**(f) Employee entitlements**

Annual Leave

This entitlement is recognised at current remuneration rates and is measured at the amount unpaid at the reporting date in respect to employees' service up to that date.

Long Service Leave

Leave entitlements are calculated at current remuneration rates. A liability for long service leave is recognised after an employee has been completed three years of service. An actuarial assessment of long service leave undertaken by PricewaterhouseCoopers Actuaries in 2002 determined that the liability measured using the shorthand method was not materially different from the liability measured using the present value of expected future payments.

This method of measurement of the liability is consistent with the requirements of AAS 30 "Accounting for

Superannuation

All staff are non-contributory members of the West State Superannuation Scheme, an accumulation fund complying with the Commonwealth Government's Superannuation Guarantee (Administration) Act 1992.

The Government Employee Superannuation Board (GESB) administers this scheme. The note disclosure required by part 51(e) of AAS 30 (being the employer's share of the difference between employees accrued superannuation benefits and the attributable net market value of plan assets) has not been provided. State scheme deficiencies are recognised by the State in its whole of government reporting. The GESB records are not structured to provide the information for the Commission. Accordingly, deriving the information for the Commission is impractical under current arrangements and would be exceeded by the cost of obtaining the information.

**(g) Accrued salaries**

Accrued salaries (refer note 10) represent the amount due to staff but unpaid at the end of the financial year, as the end of the last pay period for that financial year does not coincide with the end of the financial year. The Commission considers the carrying amount approximates net fair value.

**(h) Resources received free of charge**

Resources received free of charge which can be reliably measured are recognised as revenues and as assets or expenses as appropriate at fair value.

**(i) Administration expense**

Each producer committee pays a percentage of the 'fee for service' collected to the administration account and is eliminated on consolidation for reporting purposes.

<u>2002</u>	<u>2001</u>
\$	\$
113,078	98,970

The administration account bears all the administration expenses.

**(j) Goods and Services Tax**

The Agricultural Produce Commission on the 1st July 2001 elected to operate within the provisions of a GST group headed by Agriculture Western Australia. In accordance with the grouping provisions the right to receive GST and the obligation to pay GST rests with Agriculture Western Australia in regard to all GST transactions incurred by members of the group. As a result separate GST transactions are not recognised within the individual authority's financial statements as they are all brought to account in Agriculture Western Australia's financial statements.

**(k) Comparative figures**

Comparative figures are, where appropriate, reclassified so as to be comparable with the figures presented in the current financial year.

**(l) Rounding**

Amounts in the financial statements have been rounded to the nearest dollar.



## 2 Agriculture Western Australia Contracted Service Costs

Effective 1 July 2000 The Agricultural Produce Commission ("the Commission") had entered into a memorandum of understanding with the Department of Agriculture Western Australia ("the Department") which is reviewed annually. The objective of this arrangement is to establish the types and standards of services to be provided, the basis for determining the level and the costs of the services and the responsibilities of the Commission and the Department.

	<u>2002</u> \$	<u>2001</u> \$
<b>Administration</b>		
Department of Agriculture WA contracted services	32,636	39,312
Other professional services and contracts	8,805	7,745
Other expenses	11,901	12,805
	<u>53,342</u>	<u>59,862</u>
<b>Producers' committees operating costs</b>		
APC Avocado Producers' Committee	35,113	23,379
APC Carnarvon Banana Producers' Committee *	24,137	969,072
APC Katanning Fruit Fly Baiting Committee	-	11,200
APC Kununurra Crop Pest Control Committee	4,731	17,009
APC Pome, Citrus & Stone Fruit Producers' Committee	421,415	424,639
APC Potato Producers Committee	232,445	-
APC Strawberry Producers' Committee	63,337	20,419
APC Table Grape Producers' Committee	35,885	15,306
Turf Producers' Voluntary Committee	15,144	15,000
Total producers' committees operating costs	<u>832,207</u>	<u>1,496,024</u>
* The 2001 year included compensation resulting from cyclone 'Steve'.		
<b>3 Employee expenses</b>		
Wages and Salaries	44,450	29,259
Superannuation	1,152	1,029
	<u>45,602</u>	<u>30,288</u>
<b>4 Other expenses from ordinary activities</b>		
Audit fees	5,000	4,500
Commissioners' sitting fees and related costs	15,490	12,858
Doubtful debts expense	4,308	11,098
Producers committees' conducting polls	8,559	4,485
Resources received free of charge	7,246	6,734
	<u>40,603</u>	<u>39,675</u>
<b>5 Fees for service</b>		
APC Avocado Producers' Committee	42,792	38,191
APC Carnarvon Banana Producers' Committee	76,704	61,039
APC Katanning Fruit Fly Baiting Committee	(807)	12,435
APC Pome, Citrus & Stone Fruit Producers' Committee	683,181	763,789
APC Potato Producers Committee	232,747	-
APC Strawberry Producers' Committee	42,251	75,053
APC Table Grape Producers' Committee	37,157	33,635
Turf Producers' Voluntary Committee	12,451	13,191
Total fees for service	<u>1,126,476</u>	<u>997,333</u>
<b>6 Other revenues from operating activities</b>		
Producers committees' conducting polls	<u>7,000</u>	<u>2,000</u>



	<u>2002</u> \$	<u>2001</u> \$
<b>7 Revenues from Government</b>		
The following liabilities have been assumed by the Treasurer during the financial year:		
- superannuation	-	1,029
The following assets have been assumed from the Potato Growing Industry Trust Fund Advisory Committee during the financial year. (i)		
- cash assets	110,000	100,000
Resources received free of charge (ii) Determined on the basis of the following estimates provided by agencies: Department of Agriculture Western Australia	7,246	6,734
(i) Where a liability has been assumed by the Treasurer or the entity, the Commission recognises revenues equivalent to the amount of the liability assumed and an expense relating to the nature of the event or events that initially gave rise to the liability. Non reciprocal transfers of assets or liabilities cannot be treated as contributions by owners (equity) as no formal designation has been made and the other requirements specified in UIG 38 (7) have not been met. Note that as from 1 July 2002 the non-reciprocal transfers of assets/liabilities that are disclosed under these items will be credited directly to Contributed Equity as a consequence of the designation of such transfers as contributions by owners in TI 955.		
(ii) Where assets or services have been received free of charge or for nominal consideration, the Commission recognises revenues equivalent to the fair value of the assets and/or the fair value of those services that can be reliably determined and which would have been purchased if not donated, and those fair values shall be recognised as assets or expenses, as applicable.		
<b>8 Receivables</b>		
Producers contributions accrued	88,784	74,768
Sundry debtors	8,342	20,160
	<u>97,126</u>	<u>94,928</u>
Less: Provision for doubtful debts	-	(10,000)
	<u>97,126</u>	<u>84,928</u>
Provision for doubtful debts is represented by Provision for doubtful debts, 1 July	10,000	6,047
Less: Write-offs approved	(14,308)	(7,145)
	<u>(4,308)</u>	<u>(1,098)</u>
(Decrease) / increase provision for doubtful debts	4,308	11,098
Provision for doubtful debts, 30 June	-	10,000
<b>9 Payables</b>		
Trade payables	20,389	16,763
Amounts due to Agriculture Protection Board - Codling Moth	-	80,000
	<u>20,389</u>	<u>96,763</u>
<b>10 Other Liabilities</b>		
Accrued salaries	1,094	1,066
Amounts owing for the 6 working days from 21 June to 30 June 2002 (2001 - 22 June to 30 June, 6 working days)		
<b>11 Provisions</b>		
Current		
Annual Leave	2,572	-
Long Service Leave	5,351	-
	<u>7,923</u>	<u>-</u>
<b>12 Equity</b>		
Opening Balance	4,812,835	5,035,712
Change in net assets	509,172	(222,877)
Closing Balance	<u>5,322,007</u>	<u>4,812,835</u>



	<u>2002</u> \$	<u>2001</u> \$
<b>13 Notes to the Statement of Cash Flows</b>		
(a) Reconciliation of cash		
Cash at the end of the financial year as shown in the Statement of Cash Flows is reconciled to the related items in the Statement of Financial Position as follows:		
Cash assets	<u>5,234,873</u>	<u>4,801,834</u>
(b) Reconciliation of net cost of services to net cash flows provided by/(used in) operating activities.		
Net cost of services	<u>391,926</u>	<u>(330,640)</u>
<b>Non-cash items:</b>		
Liability assumed by the Treasurer	-	1,029
Resources received free of charge	7,246	6,734
Doubtful debts expense	4,308	11,098
<b>Change in assets and liabilities</b>		
Decrease / (increase) in receivables	(2,491)	(18,280)
Decrease / (increase) in accrued interest	4,489	504
Decrease / (increase) in accrued producers' contribution	(14,016)	(24,812)
(Decrease) / increase in payables	(76,374)	(113,438)
(Decrease) / increase in accrued salaries	28	598
(Decrease) / increase in employee entitlements	7,923	-
Net cash (used in) or from operating activities	<u>323,039</u>	<u>(467,207)</u>

**14 Remuneration of Members of the Accountable Authority and Senior Officers**

The total remuneration of the members of the Accountable Authority is:	<u>15,552</u>	<u>13,887</u>
The total remuneration of senior officers is:	<u>-</u>	<u>-</u>

The number of members of the Accountable Authority, whose total of fees, salaries, superannuation and other benefits for the financial year, fall within the following bands are:

The superannuation included here represents the superannuation expense incurred by the Authority in respect of members of the Accountable Authority.

No members of the Accountable Authority are members of the Pension Scheme.

**15 Commitments for expenditure**

**(a) Capital expenditure commitments**

There are no known capital expenditure commitments, being contracted capital expenditure additional to the amounts reported in the financial statements.

**(b) Other expenditure commitments**

There are no known other expenditure commitments contracted for at the reporting date, not otherwise provided for in these financial statements.

**(c) Guarantees and undertakings**

There are no guarantees and undertakings at the reporting date, not otherwise provided for in these financial statements.



16 **Financial instruments**

(a) Interest Rate Risk Exposure				
The following table details the Authority's exposure to interest rate risk as at the reporting date:				
	Weighted average effective interest rate	Floating interest rate	Non-interest bearing	Total
		\$	\$	\$
<b>2002</b>				
<b>Financial Assets</b>				
Cash assets	4.6%	5,234,873	-	5,234,873
Receivables and accruals		-	116,540	116,540
		5,234,873	116,540	5,351,413
<b>Financial Liabilities</b>				
Payables		-	20,389	20,389
<b>2001</b>				
Financial Assets	6.1%	4,801,834	108,831	4,910,665
Financial Liabilities		-	97,829	97,829
<b>(b) Net Fair Values</b>				
The carrying amount of financial assets and financial liabilities recorded in the financial statements are not materially different from their net fair values, determined in accordance with the accounting policies disclosed in note 1 to the financial statements.				

17 **Contingent liabilities**

There were no contingent liabilities which would affect the Agricultural Produce Commission.

18 **Events occurring after reporting date**

There have been no events after reporting date which would cause the financial statements to be misleading.

19 **Related bodies**

There are no related bodies with The Agricultural Produce Commission.

20 **Affiliated bodies**

Payments totaling \$333,029 were made to the Western Australian Fruit Growers' Association by the Pome, Citrus and Stone Fruit Producers' Committee for services provided under section 12.1 of the Act (\$340,160 in 2000/2001).

	<u>2002</u>	<u>2001</u>
	\$	\$
21 <b>Write-off , losses and gifts</b>		
Bad debts written off by the Commission during the financial year.	14,308	7,145



	Budget 2002 \$	Actual 2002 \$	Variance Between 2002 Budget & 2002 Actual \$	Note	Actual 2001 \$	Variance Between 2001 Actual & 2002 Actual \$	Note
<b>COST OF SERVICES</b>							
Expenses from ordinary activities							
Dept of Agriculture WA contracted services							
- Administration	74,680	53,341	(21,339)	20.13	59,862	(6,521)	20.1
- Producers committees' operating costs	1,259,920	832,207	(427,713)	20.14	1,496,024	(663,817)	20.2
Audit fees	5,000	5,000	-		4,500	500	20.3
Commissioners' sitting fees & related costs	14,400	15,490	1,090		12,858	2,632	20.4
Salaries and related costs	44,000	44,450	450		29,260	15,190	20.5
Doubtful debts	10,000	4,308	(5,692)	20.15	11,098	(6,790)	20.6
Producers committees' conducting polls	-	8,559	8,559	20.16	4,485	4,074	20.7
Resources received free of charge	-	7,246	7,246	20.17	6,734	512	
Superannuation	-	1,152	1,152	20.18	1,029	123	20.8
<b>Total cost of services</b>	<b>1,408,000</b>	<b>971,753</b>	<b>(436,247)</b>		<b>1,625,850</b>	<b>(654,096)</b>	
Revenues from ordinary activities							
	1,248,000	1,126,476	(121,524)	20.19	997,333	129,143	20.9
Interest received	229,000	229,723	723		285,596	(55,873)	20.10
APC administration fees	-	-	-		-	-	
Producers committees' conducting polls	10,000	7,000	(3,000)	20.20	2,000	5,000	20.11
Other revenue	-	481	481		10,280	(9,799)	20.12
<b>Total revenue from ordinary activities</b>	<b>1,487,000</b>	<b>1,363,680</b>	<b>(123,320)</b>		<b>1,295,209</b>	<b>68,471</b>	
<b>Net (cost)/surplus of services</b>	<b>79,000</b>	<b>391,926</b>	<b>312,926</b>		<b>(330,641)</b>	<b>(585,626)</b>	
<b>REVENUES FROM GOVERNMENT</b>							
Liabilities assumed by the Treasurer	-	-	-		1,029	(1,029)	
Assets assumed/(transferred)	-	110,000	110,000	20.21	100,000	10,000	
Resources received free of charge	-	7,246	7,246	20.22	6,734	512	
<b>Total revenues from Government</b>	<b>-</b>	<b>117,246</b>	<b>117,246</b>		<b>107,763</b>	<b>9,483</b>	
<b>CHANGE IN NET ASSETS RESULTING</b>	<b>79,000</b>	<b>509,172</b>	<b>430,172</b>		<b>(222,878)</b>	<b>(576,143)</b>	

**(i) Significant variations between actual revenues and expenditures for the financial year and revenues and expenditures for the immediately preceding financial year.**

Details and reasons for significant variations between actual results with the corresponding items of the preceding year are detailed below. Significant variations are considered to be those greater than 10% or \$20,000.

**(20.1) Administration**

The variance is due to reduction in Department of Agriculture services related to finance officer.

**(20.2) Producers committees' operating costs**

The variance is due to compensation payments by the the Carnarvon Banana Compensation Producers' Committee in the 2000/2001 year amounting to \$731,000 and a once only insurance premium of \$201,000.

**(20.3) Audit fees**

The variance is due to the Office of the Auditor General revising its fee policy to reflect the cost of conducting the audit along with CPI increases.

**(20.4) Commissioners' sitting fees and related costs**

The variance is due to the third member of the Commission being a member for a full year in 2001/2002.

**(20.5) Salaries and related costs**

The variance is due to the executive officer working increased hours and costs related to provisions for annual leave and long service leave being brought to account.

**(20.6) Doubtful debts**

The variance is due to the provision being reduced to zero at 30 June 2002.

**(20.7) Producer committees' conducting polls**

The variance is due to more polls being conducted.





**(i) Significant variations between actual revenues and expenditures for the financial year and revenues and expenditures for the immediately preceding financial year (Continued).**

(20.8) Superannuation

The variance is due to the third member of the Commission being a member for a full year in 2001/2002.

(20.9) Fees for service

The variance is due to the introduction of the Potato Producers Committee.

(20.10) Interest received

The variance is due to a reduction in interest rates.

(20.11) Producers committees' conducting polls

The variance is due to more polls being conducted.

(20.12) Other revenue

The variance is due to one off Katanning and Bridgetown spraying fees being part of the 2000/2001 year.

**(ii) Significant variations between estimates and actual results for the financial year.**

Details and reasons for significant variations between estimates and actual results are detailed below. Significant variations are considered to be those greater than 10% or \$20,000.

(20.13) Administration

The variance is due to reduced Board members expenses and savings in the development of the procedures manuals.

(20.14) Producers committees' operating costs

The variance is due to:

- the Carnarvon Banana Compensation Producers' Committee budgeting for insurance premium of \$176,000 then deciding not to insure as the Committee decided to self insure.
- Kununurra Crop Pest Control Committee budgeted \$57,000 expenditure and only incurred \$4,000 as the Committee was mainly inactive.
- Research and promotion budgeted for Carrots Avocado and Potato Committees was not incurred.

(20.15) Doubtful debts

The variance is due to the assessment of debtors at 30 June 2002 resulting in doubtful debts being reduced to zero.

(20.16) Producers committees' conducting polls

The variance is due to no budget being made while costs were incurred.

(20.17) Resources received free of charge

The variance is due to no budget being made while costs were incurred.

(20.18) Superannuation

The variance is due to no budget being made while costs were incurred.

(20.19) Fee for service

The variance is due to

- APC Kununurra Crop Pest Control Committee budget had provided for a restart of fee for service collection but due to a delay in commencement the fee for service will now commence next financial year.
- APC Potato Producers Committee budgeted for a full year revenue but a collection of fee for service did not commence until August 2001.
- APC Pome and Stone Fruit revenue was below budget due to crop seasonal factors.

(20.20) Producers committees' conducting polls

The variance is due to a refund of poll deposit for the Potato Producer Committee.

(20.21) Assets assumed/(transferred)

The variance is due to no budget being made for the revenue received.

(20.22) Resources received free of charge

The variance is due to no budget being made while revenue was brought to account.



## **ATTACHMENTS**



## AUDITOR GENERAL

**To the Parliament of Western Australia**

**AGRICULTURE PRODUCE COMMISSION  
FINANCIAL STATEMENTS FOR THE YEAR ENDED JUNE 30, 2002**

**Matters Relating to the Electronic Presentation of the Audited Financial Statements**

This audit opinion relates to the financial statements of the Agriculture Produce Commission for the year ended June 30, 2002 included on the Agriculture Produce Commission's web site. The Commission is responsible for the integrity of the Agriculture Produce Commission's web site. I have not been engaged to report on the integrity of this web site. The audit opinion refers only to the statements named below. It does not provide an opinion on any other information which may have been hyperlinked to or from these statements. If users of this opinion are concerned with the inherent risks arising from electronic data communications, they are advised to refer to the hard copy of the audited financial statements to confirm the information included in the audited financial statements presented on this web site.

**Scope**

I have audited the accounts and financial statements of the Agriculture Produce Commission for the year ended June 30, 2002 under the provisions of the Financial Administration and Audit Act 1985.

The Commission is responsible for keeping proper accounts and maintaining adequate systems of internal control, preparing and presenting the financial statements, and complying with the Act and other relevant written law. The primary responsibility for the detection, investigation and prevention of irregularities rests with the Commission.

My audit was performed in accordance with section 79 of the Act to form an opinion based on a reasonable level of assurance. The audit procedures included examining, on a test basis, the controls exercised by the Commission to ensure financial regularity in accordance with legislative provisions, evidence to provide reasonable assurance that the amounts and other disclosures in the financial statements are free of material misstatement and the evaluation of accounting policies and significant accounting estimates. These procedures have been undertaken to form an opinion as to whether, in all material respects, the financial statements are presented fairly in accordance with Accounting Standards and other mandatory professional reporting requirements in Australia and the Treasurer's Instructions so as to present a view which is consistent with my understanding of the Commission's financial position, its financial performance and its cash flows.

The audit opinion expressed below has been formed on the above basis.

**Agriculture Produce Commission**  
**Financial statements for the year June 30, 2002**

**Audit Opinion**

In my opinion,

- (i) the controls exercised by the Agriculture Produce Commission provide reasonable assurance that the receipt and expenditure of moneys and the acquisition and disposal of property and the incurring of liabilities have been in accordance with legislative provisions; and
- (ii) the Statement of Financial Performance, Statement of Financial Position and Statement of Cash Flows and the Notes to and forming part of the financial statements are based on proper accounts and present fairly in accordance with applicable Accounting Standards and other mandatory professional reporting requirements in Australia and the Treasurer's Instructions, the financial position of the Commission at June 30, 2002 and its financial performance and its cash flows for the year then ended.



D D R PEARSON  
AUDITOR GENERAL  
November 15, 2002



## AUDITOR GENERAL

To the Parliament of Western Australia

### AGRICULTURE PRODUCE COMMISSION PERFORMANCE INDICATORS FOR THE YEAR ENDED JUNE 30, 2002

#### **Matters Relating to the Electronic Presentation of the Audited Performance Indicators**

This audit opinion relates to the performance indicators of the Agriculture Produce Commission for the year ended June 30, 2002 included on the Agriculture Produce Commission's web site. The Commission is responsible for the integrity of the Agriculture Produce Commission's web site. I have not been engaged to report on the integrity of this web site. The audit opinion refers only to the performance indicators named below. It does not provide an opinion on any other information which may have been hyperlinked to or from these performance indicators. If users of this opinion are concerned with the inherent risks arising from electronic data communications, they are advised to refer to the hard copy of the audited performance indicators to confirm the information included in the audited performance indicators presented on this web site.

#### **Scope**

I have audited the key effectiveness and efficiency performance indicators of the Agriculture Produce Commission for the year ended June 30, 2002 under the provisions of the Financial Administration and Audit Act 1985.

The Commission is responsible for developing and maintaining proper records and systems for preparing and presenting performance indicators. I have conducted an audit of the key performance indicators in order to express an opinion on them to the Parliament as required by the Act. No opinion is expressed on the output measures of quantity, quality, timeliness and cost.

My audit was performed in accordance with section 79 of the Act to form an opinion based on a reasonable level of assurance. The audit procedures included examining, on a test basis, evidence supporting the amounts and other disclosures in the performance indicators, and assessing the relevance and appropriateness of the performance indicators in assisting users to assess the Commission's performance. These procedures have been undertaken to form an opinion as to whether, in all material respects, the performance indicators are relevant and appropriate having regard to their purpose and fairly represent the indicated performance.

The audit opinion expressed below has been formed on the above basis.

#### **Audit Opinion**

In my opinion, the key effectiveness and efficiency performance indicators of the Agriculture Produce Commission are relevant and appropriate for assisting users to assess the Commission's performance and fairly represent the indicated performance for the year ended June 30, 2002.

A handwritten signature in black ink, appearing to read 'D D R Pearson'.

D D R PEARSON  
AUDITOR GENERAL  
November 15, 2002

## Attachment 1

### List of Producers' Committee Service Functions

- (a) Advertise and promote the agricultural produce;
- (b) Control or develop the means of controlling pests and diseases if there is a likelihood of those pests or diseases affecting the quality or volume of output of the agricultural produce;
- (c) Conduct research in relation to any matter, if in the opinion of the producers' committee that research is of advantage to producers of the agricultural produce;
- (d) Conduct educational or instructional programmes relating to the production of agricultural produce;
- (e) Develop and expand markets for the agricultural produce in Western Australia and elsewhere;
- (f) Establish a voluntary insurance scheme for the benefit of producers of the agricultural produce including insurance relating to crops;
- (g) Undertake and provide market forecasting for the agricultural produce;
- (h) Establish systems of inspection for the agricultural produce for the purpose of quality control or pest and disease control;
- (i) Formulate schemes for declaring producers of the agricultural produce to be accredited producers;
- (j) Establish systems to facilitate inspection of grading, packaging and storage of the horticultural produce including weight and uniformity (including uniformity of ripeness) within packages;
- (k) Support, with or without grant of financial aid, and whether or not initiated by the committee or the Commission, any scheme or activity which in the committee's opinion is capable of assisting in the promotion or sale of the agricultural produce;
- (l) Provide such other services for the agricultural produce as may be prescribed;
- (la) establish a compensation scheme for the benefit of producers whose agricultural produce is destroyed as a result of action taken to control a pest or disease of that produce;
- (m) Arrange for the provision of all or any of the services or the exercise of any of the functions referred to in paragraphs (a) to (la) in whole or in part by another person or organization or in conjunction with the Commission or any other person or organization.

Reference: Agricultural Produce Commission Act 1988, Section 12.1

### Functions adopted by established APC producer committees

Producers' Committee	Functions
APC Avocado Producers' Committee	(a) to (k)
APC Bridgetown-Greenbushes Fruit Fly Baiting Committee	(b)
APC Carnarvon Banana Producers' Committee	(a) to (m)
APC Carrot Producers' Committee	(a) to (e) - (l) & (m)
APC Egg Producers' Committee	(a) to (m)
APC Katanning Fruit Fly Baiting Committee	(b)
APC Kununurra Crop Pest Control Committee	(b)
APC Pork Producers' Committee	(a) to (m)
APC Potato Producers' Committee	(a) to (m)
APC Pome, Citrus & Stone Fruit Producers' Committee	(a) to (l) & (m)
APC Strawberry Producers' Committee	(a) to (l) & (m)
APC Table Grape Producers' Committee	(a) to (l) & (m)
Turf Producers' Voluntary Producers' Committee	(a) to (m)

**Attachment 2:**

**PROCEDURES TO JOIN THE  
AGRICULTURAL PRODUCE COMMISSION**

Following a request to establish a Producers' Committee under the Agricultural Produce Commission Act the steps followed are:

1. The APC considers the request and clarifies with the applicant(s) the function or functions (Section 12.1) of the proposed committee, the agricultural produce covered, the area of the State involved and poll type (postal or general meeting).
2. The APC passes formal motion to initiate proceedings.
3. The APC notifies the Minister of Agriculture of the intention to establish a committee and request directions as to how the Notice of Intention should be published.
4. The Minister issues directions and the APC then publishes a Notice of Intention to establish the producers' committee. This notice explains in simple terms the function(s) of the committee, specific agricultural commodity involved, the region, and invites submissions from affected producers as to the advisability of setting up the proposed committee.
5. The Commission considers submissions received regarding setting up the proposed committee. The Commissioners may invite producers to facilitate its consideration of submissions.
6. If the Commissioners decide to proceed then the applicant(s) pay a deposit to cover the cost of the poll. This deposit is refundable if the poll is successful.
7. The Commissioners appoint a returning officer to conduct the poll.
8. The APC compiles a list of producers to be polled.
9. The APC publishes in relevant newspaper(s) a Notice of Intention to conduct a poll. Producers may submit a case for or against establishing a committee.
10. The APC summarises any submissions and prepares a summary to go out with the polling papers.
11. The returning officer appoints scrutineers.
12. The poll is conducted and the returning officers publish the results in a newspaper.
13. The Commissioners consider the results of the poll and decides whether to establish a committee. Approval is given by formal motion.
14. The Commission publishes the establishment of the new committee in the Government Gazette and appropriate newspapers and producers are invited to nominate for appointment to the committee.

**Attachment 3:**

**List of approvals and notices for 2001/2002**

<b>Commission/Committee:</b>	<b>Procedure</b>	<b>Approved/ published date</b>
APC Pork Producers' Committee	Establishment of Committee:	
	Commission approves to progress request to join	Commission Written Motion ,16 April 2001
	Minister issues Direction	Issued, 16 May 2001
	Notice of Intention to establish a producers' ctee is published	<i>West Australian, Countryman and Farmer Weekly</i> 12 July 2001.
	Agree to conduct poll	Meeting of Commissioners, 23 August 2002
	Set poll question	Commission Written Motion, 9 November 2001
	Appointment of Returning Officer	Commission Written Motion, 16 April 2001
	Notice of Intention to conduct poll is published	<i>West Australian, Countryman and Farmer Weekly</i> 15 Nov 2001
	Returning Officer Declaration of Poll Published	<i>West Australian, Countryman and Farmer Weekly</i> 20 Dec 2001.
	Establishment of APC Pork Producers' Committee	Published in the <i>Government Gazette</i> , 12 December 2001
	Appointment of nine Committee members: <i>Jon Bradshaw, Chris Brennan, Rodger Leigh-Firbank, Graeme Dent, Liam Flanagan, Alexander Gardiner, Neil Feguson, Rob Wilson, Sandra Nicholls</i>	Meeting of Commissioners, 21 March 2002
APC Pork Producers' Committee Directions 2002	Published in <i>Government Gazette</i> 25 June 2002.	
APC Egg Producers' Committee	Establishment of Committee:	
	Commission approves to progress request to join	Meeting of Commissioners , 20 December 2001
	Minster's directions	Issued, 15 February 2002
	Notice of Intention to establish a producers' ctee is published	<i>West Australian, Countryman and Farmer Weekly</i> 28 Feb 2002
	Agree to conduct poll	Commission Written Motion 19 April 2002,
	Set poll question	Commission Written Motion 19 April 2002,
	Appointment of Returning Officer	Commission Written Motion 19 April 2002,
	Notice of Intention to conduct poll is published	<i>West Australian, Countryman and Farmer Weekly</i> 25 Apr 2002
	Returning Officer Declaration of Poll Published	<i>West Australian, Countryman and Farmer Weekly</i> 24 May 2002
	Establishment of APC Egg Producers' Committee	Published in the <i>Government Gazette</i> , 28 May 2002
Appointment of five Committee members: <i>Terry Rae, Joseph Sacca, John Simpson, Ian Wilson and Terry Woodard.</i>	Commission Written Motion, 25 June 2002	



**Attachment 3:****List of approvals and notices for 2001/2002**

<b>Commission/Committee:</b>	<b>Procedure</b>	<b>Approved/Published date</b>
Carnarvon Banana Producers' Committee	Poll to increase Committee functions and amend compensation scheme rules:	
	Commission approves to conduct poll	Meeting of Commissioners, 12 October 2001
	Set poll question	Meeting of Commissioners, 12 October 2001
	Appointment of Returning Officer	Commission Written Motion, 22 November 2001
	Notice of Intention to conduct poll is published	<i>Northern Guardian</i> , Carnarvon, 26 October 2001
	Returning Officer Declaration of Poll Published	<i>Northern Guardian</i> , Carnarvon, 26 October 2001
	Increase in Committee functions,	Endorsed at Meeting of Commissioners, 20 December 2001
	Amendment to Carnarvon Banana Compensation Scheme rules	Endorsed at Meeting of Commissioners, 20 December 2001
	Change Committee name to <i>APC Carnarvon Banana Producers' Committee</i>	Meeting of Commissioners, 20 December 2001
Proposed Beekeeper Producers' Committee	Establishment of Committee:	
	Commission approves to progress request to join	Meeting of Commissioners, 12 October 2001
	Minster's directions	Issued, 12 June 2002

**Attachment 3:**

**List of approvals and notices for 2001/2002**

Commission/Committee	Procedure	Approved/published date															
APC Strawberry Producers' Committee	Approval of Fee for service for strawberry industry reduced by 50 percent to: <u>Package size:</u> <u>Fee for Service:</u> Standard tray x12 punnets              3 cents per tray Euro Tray                                      3 cents per tray Loose strawberry tray x 4 kg              4 cents per tray Loose strawberry tray x 2 kg              2 cents per tray <i>As from: 1 August 2001</i>	<i>Government Gazette Notice: 6 July 2001</i>															
APC Potato Producer' Committee	Approval of Fee for service for potato industry set at \$3.65 per tonne of potato sold by producers. <i>As from: 1 August 2001</i>	<i>Government Gazette Notice: 6 July 2001</i>															
APC Carnarvon Banana Producers' Committee	Approval of Fee for service for Carnarvon banana growing industry increased by 3 cents to: 23 cents per 13 kilogram carton or equivalent <i>As from: 1 May 2002</i>	<i>Government Gazette Notice: 28 March 2002</i>															
APC Pome, Citrus & Stone Fruit Producers' Committee	Approval of Fee for service for Pome fruit industry reduced to: <table border="0" style="margin-left: 40px;"> <tr> <td></td> <td style="text-align: center;"><u>Tray</u></td> <td style="text-align: center;"><u>22 Litre</u></td> <td style="text-align: center;"><u>36 Litre</u></td> <td style="text-align: center;"><u>Bin</u></td> </tr> <tr> <td>Apples</td> <td style="text-align: center;">3 cents</td> <td style="text-align: center;">9 cents</td> <td style="text-align: center;">12 cents</td> <td style="text-align: center;">\$2.90</td> </tr> <tr> <td>Pears/Nashi</td> <td style="text-align: center;">3 cents</td> <td style="text-align: center;">9 cents</td> <td style="text-align: center;">12 cents</td> <td style="text-align: center;">\$3.17</td> </tr> </table> <i>As from: 1 August 2002,</i> <i>Government Gazette Notice: 25 June 2002</i>		<u>Tray</u>	<u>22 Litre</u>	<u>36 Litre</u>	<u>Bin</u>	Apples	3 cents	9 cents	12 cents	\$2.90	Pears/Nashi	3 cents	9 cents	12 cents	\$3.17	<i>Government Gazette Notice: 25 June 2002</i>
	<u>Tray</u>	<u>22 Litre</u>	<u>36 Litre</u>	<u>Bin</u>													
Apples	3 cents	9 cents	12 cents	\$2.90													
Pears/Nashi	3 cents	9 cents	12 cents	\$3.17													
APC Pork Producers' Committee	Approval of Fee for service for pork production industry set at 0.8 cents per kilogram carcass weight be imposed on all pigs slaughtered in Western Australia <i>Scheduled to commence: Date to be advised and then gazetted</i>	<i>Approved by Minister 27 May 2002</i>															
APC Table Grape Producers' Committee	Appointment of Michael Erceg to fill Committee vacancy – Period of appointment: 18 September 2001 to 31 May 2002	Commission Written Motion 18 September 2002.															
APC Carnarvon Banana Producers' Committee	Appointment of Tim Lyall to fill Committee vacancy – Period of appointment: from 23 August 2001 to 31 May 2002	Meeting of Commissioners 23 August 2001															

**Attachment 3:****PRODUCER COMMITTEE APPOINTMENTS May 2002**

Name of Nominee	Remarks
<b>APC Carnarvon Banana Compensation Producers' Ctee – 3 vacancies (3 nominations received):</b>	
1) Bruce Munro,	Renewal – Appointment 3 years, 1/6/02 to 31/5/05
2) Tim Lyall,	Renewal – Appointment 3 years, 1/6/02 to 31/5/05
3) Colin Cosh	New – Appointment 3 years, 1/6/02 to 31/5/05
<i>Peter Fahl left industry did not re-nominate</i>	
<b>APC Carrot Producers' Committee – 2 vacancies (2 nominations)</b>	
1) Figaro Natoli	Renewal – Appointment 3 years, 1/6/02 to 31/5/05
2) Sam Calameri	Renewal – Appointment 3 years, 1/6/02 to 31/5/05
<b>APC Kununurra Crop Pest Control Committee – 4 vacancies (1 nomination)</b>	
1) Diane Robinson	Renewal – Appointment 3 years, 1/6/02 to 31/5/05
2) vacancy	
3) vacancy	
4) vacancy	
<i>Bill Brogmus, Craig Dobson &amp; John Mack did not re-nominate</i>	
<b>APC Pome, Citrus &amp; Stone Fruit Producers' Ctee – 5 vacancies (2 nomination)</b>	
1) Henry Jarvis	Renewal – Appointment 3 years, 1/6/02 to 31/5/05
2) Tim Eckersly	New – Appointment 3 years, 1/6/02 to 31/5/05
3) Vacancy	
4) Vacancy	
5) Vacancy	
<i>Peter Elrington &amp; Garrie Vincenti did not re-nominate, John Lowe, resigned, retired from industry.</i>	
<b>APC Table Grape Producers' Committee – 3 vacancies (4 nominations revd)</b>	
1) Michael Erceg	Renewal – Appointed 3 years, 1/6/02 to 31/5/05
2) Darrell Ramponi	Renewal – Appointed 3 years, 1/6/02 to 31/5/05
3) Peter Bacon	New – Appointed 3 years, 1/6/02 to 31/5/05
<i>Phil Moyle and Rodger Fahl did not re-nominate</i>	
<b>Turf Producers' Voluntary Committee –Members for 1/6/2002to31/5/2003:</b>	
1) Ray Moir (Chairman), 2) John Maas, 3) Tony Dimasi, 4) Peter Paino Members of Turf Voluntary Committee for the year to 31 May 2002 advised by Turf Growers' Association and noted by Commissioners.	

**Attachment 4****Agricultural Produce Commission 2001/2002 Budget**

<b>Item</b>	<b>Original (\$)</b>	<b>Final (\$)</b>	<b>Comments</b>
<b>Estimated opening balance 2000/2001</b>	<b>4,892,835</b>	<b>4,892,835</b>	<b>Final audited amount</b>
<b>Revenue</b>			
1. Producers' committees			
Avocado	44,270	44,270	
Carnarvon Banana	265,297	265,297	
Carrot	830	830	
Pome, Citrus & Stone fruit	713,387	713,387	
Potato	283,700	345,000	
Strawberry	40,000	50,000	
Table Grape	42,480	37,280	
Turf	18,050	13,860	
Bridgetown-Greenbushes	0	0	
Katanning	0	328	
Kununurra	66,435	90	
2. General account			
Service charge to producers committees	125,152	107,243	
Potato Trust Fund			
Deposits received	10,000	10,000	
Interest on investment	3,120	3,120	
CF contribution			
	<b>1,612,721</b>	<b>1,590,705</b>	
<b>Expenditure</b>			
1. Producers' committees			
Avocado	62,700	62,700	
Carnarvon Banana	218,482	41,767	Insurance premium removed
Carrot	22,750	750	Research postponed
Pome, Citrus & Stone fruit	586,205	586,205	
Potato	276,370	267,228	
Strawberry	80,500	123,500	Research increased
Table Grape	58,000	57,480	
Turf	16,769	16,494	
Bridgetown-Greenbushes	0	0	
Katanning	0	10,000	
Kununurra	61,630	5,530	FFS collection postponed
2. General account			
APC administration	150,100	148,200	
	<b>1,533,506</b>	<b>1,319,854</b>	
Surplus / (Deficit) 2001/2002	<b>79,215</b>	<b>270,851</b>	
Est. closing balance 30 June 2002	<b>\$ 4,972,050</b>	<b>\$ 5,163,686</b>	

Original budget approved by Minister 2nd September 2001

## Attachment 5

Attachment 5						
Fee for Service - number of packages collected 2001/2002						
Committee/activity	Package Size	Fee for Service (\$)	Quantity	Revenue		
Avocado	6 kg trav	0.10	381,705.20	38,170.52		
	10 kg tub	0.17	12,049.69	2,048.45		
	12 kg tub	0.20	9,211.25	1,842.25		
				<b>42,061.22</b>		
Carnarvon Banana	13 kg carton	0.20	355,817.85	71,163.57		
	15 kg carton	0.23	3,680.03	846.41		
Carnarvon Banana (Pest Weed and Disease)	13 kg carton	0.03	18,540.65	556.22		
	15 kg carton	0.03	27.00	0.81		
				<b>72,567.01</b>		
<b>Pome, Citrus and Stone Fruit</b>						
Pome	Apples	trays	0.06	72,247.43	3,973.61	
		22 litre	0.17	632,426.46	104,350.37	
		36 litre	0.22	656,081.97	144,338.03	
		bins	5.32	7,351.49	39,109.95	
		processing	6.00	8,108.15	48,648.92	
					<b>340,420.88</b>	
	Pears	trays	0.06	10,144.53	557.95	
		22 litre	0.17	56,040.75	9,246.72	
		36 litre	0.22	220,012.49	48,402.75	
		bins	5.81	301.98	1,754.52	
		processing	6.00	2,829.59	16,977.55	
					<b>76,939.50</b>	
	Nashis	trays	0.06	34,068.52	1,873.77	
		22 litre	0.17	5,017.38	827.87	
		36 litre	0.22	1,090.00	239.80	
					<b>2,941.44</b>	
					<b>420,301.81</b>	
	Citrus	Oranges	net bag 3 kg	0.03	382,221.00	11,466.63
			trays	0.05	18,494.40	924.72
22 litre			0.14	2,425.00	339.50	
36 litre			0.20	100,468.90	20,093.78	
bins			4.00	2,944.80	11,779.20	
processing			10.00	3,004.06	30,040.63	
						<b>74,644.46</b>
Lemons		trays	0.05	6,732.20	336.61	
		22 litre	0.14	31,869.85	4,461.78	
		36 litre	0.20	23,759.00	4,751.80	
		bins	4.00	1.00	4.00	
		processing	10.00	185.16	1,851.61	
					<b>11,405.80</b>	
Mandarins		trays	0.05	62,304.40	3,115.22	
		22 litre	0.14	126,147.43	17,660.64	
		36 litre	0.20	19,441.40	3,888.28	
		bins	4.00	9.00	36.00	
					<b>24,700.14</b>	
Grapefruit		trays	0.05	69,281.00	3,464.05	
		22 litre	0.14	355.29	49.74	
		36 litre	0.20	20,116.70	4,023.34	
		bins	4.00	2.00	8.00	
		processing	10.00	57.77	577.69	

<b>Other</b>	trays	0.05	3,656.80	182.84	
	22 litre	0.14	49,585.22	6,941.93	
	36 litre	0.20	454.25	90.85	
	bin	4.00	3.00	12.00	
			<b>7,045.92</b>		
<b>Citrus</b>				<b>125,919.14</b>	
<b>Stone</b>	<b>Apricots</b>	trays	0.03	15,641.66	469.25
		22 litre	0.09	25,600.55	2,304.05
		processing	6.00	164.98	989.87
			<b>3,763.17</b>		
	<b>Cherries</b>	trays	0.03	32,063.63	961.91
		22 litre	0.09	3,051.68	274.65
			<b>1,236.56</b>		
	<b>Loquats</b>	trays	0.03	682.00	20.46
		22 litre	0.09	417.00	37.53
			<b>57.99</b>		
	<b>Nectarines</b>	trays	0.03	232,423.67	6,972.71
		22 litre	0.09	207,907.52	18,711.68
			<b>25,684.39</b>		
	<b>Peaches</b>	trays	0.03	453,216.98	13,596.51
		22 litre	0.09	38,691.73	3,482.26
			<b>17,078.77</b>		
	<b>Plums</b>	trays	0.03	35,476.33	1,064.29
		bins	3.17	9.00	28.53
		22 litre	0.09	352,020.77	31,681.87
			<b>32,774.69</b>		
<b>Stone</b>				<b>80,595.56</b>	
<b>Fruit</b>				<b>626,816.51</b>	
<b>Potatoes</b>	Export	processing	3.65	12,353.59	45,090.62
		processing	3.65	9,691.19	35,372.84
	Export	ware	3.65	32,499.46	118,623.03
		ware	3.65	2,539.28	9,268.37
	Export	seed	3.65	254.55	929.11
		seed	3.65	806.70	2,944.45
			<b>212,228.42</b>		
<b>Strawberries</b>	12 punnet or part	0.03	1,249,956.64	37,498.70	
	euro punnets	0.06	51,308.82	3,078.53	
	(loose) 4 kg 1 au	0.04	8,354.00	334.16	
	(loose) 4 kg	0.08	2,061.50	164.92	
	(loose) 2 kg	0.02	25,846.50	516.93	
			<b>41,593.24</b>		
<b>Table Grapes</b>	18 litre	0.07	415,150.70	29,060.55	
	22 litre	0.09	43,868.55	3,948.17	
	36 litre	0.14	112.00	15.68	
			<b>33,024.40</b>		
<b>Turf</b>				11,400.00	
				<b>11,400.00</b>	
<b>Total Revenue</b>				<b>\$ 1,039,690.79</b>	
NB: This total excludes end of financial year revenue accruals for income not processed before June 30th					

**Attachment 6**

**Production fee for service collected on:**

**Avocado**

Year	Number of packages			
	6 kg	10 kg	12 kg	Bulk
1996-97	185,694	12,143	1,174	118
1997-98	285,817	9,815	4,981	
1998-99	292,637	37,035	5,497	
1999-00	306,082	6,204	7,494	
2000-01	352,403	6,902	6,589	
2001-02	381,705	12,049	9,211	

**Carnarvon Banana**

Year	Number of packages	
	13 kg	15 kg
1999-00	260,825	26,081
2000-01	296,136	7,879
2001-02	355,817	3,680
2001-02	18,540	27

Pest Weed and Disease Control

**Pome fruit**

Year	Number of packages				
	Trays	22 L	36 L	Bins	Processing
<b>Apples</b>					
1993-94	107,391	245,961	1,052,279	1,995	18,443
1994-95	142,589	286,394	1,120,397	2,534	7,463
1995-96	116,528	356,772	807,401	5,650	10,645
1996-97	74,725	361,755	976,145	3,356	9,201
1997-98	107,852	367,798	718,885	1,867	10,085
1998-99	97,102	511,002	837,554	2,161	8,339
1999-00	156,168	591,200	833,981	4,566	11,470
2000-01	41,479	725,347	966,324	4,832	12,690
2001-02	72,247	632,426	656,081	7,351	8,108
<b>Pears</b>					
1993-94	2,250	13,578	325,309	202	2,045
1994-95	1,798	23,052	310,174	93	1,658
1995-96	828	23,684	266,813	1,134	2,542
1996-97	1,064	26,020	296,333	161	2,899
1997-98	14,272	32,961	279,674	486	2,946
1998-99	10,402	28,064	276,560	435	2,472
1999-00	9,665	44,921	238,629	703	3,886
2000-01	4,702	39,900	287,185	224	3,920
2001-02	10,144	56,040	220,012	301	2,829

Year	Number of packages			
	Trays	22 L	36 L	
1993-94	37,720	13,953	2,309	
1994-95	28,403	7,528	4,954	
1995-96	34,192	12,876	490	
1996-97	28,066	14,842	928	
1997-98	26,353	9,862	686	
1998-99	46,719	7,768	2,634	
1999-00	38,846	5,073	1,625	
2000-01	37,717	5,819	3,439	4
2001-02	34068	5017	1090	

Year	Trays	22 L	36 L	Bins	Processing
<b>Total Pome</b>					
1993-94	147,361	273,492	1,379,897	2,197	20,488
1994-95	172,790	316,974	1,435,525	2,627	9,121
1995-96	151,548	393,332	1,074,704	6,784	13,187
1996-97	103,855	402,617	1,273,406	3,517	12,100
1997-98	148,477	410,621	999,244	2,353	13,031
1998-99	154,223	546,834	1,116,748	2,596	10,811
1999-00	204,679	641,194	1,074,235	5,269	15,356
2000-01	83,898	771,066	1,256,948	5,060	16,610
2001-02	116,459	693,483	877,183	7,652	10,937

Year	Number of packages					Processing
	3 kg bag	Trays	22 L	36 L	Bins	
<b>Citrus</b>						
<b>Oranges</b>						
1993-94		30	2,227	88,192	2,470	4,708
1994-95		1,249	3,004	75,255	2,169	3,546
1995-96		2,087	3,718	90,161	1,673	3,628
1996-97		789	28,524	77,672	1,912	4,218
1997-98		3,293	11,548	98,288	784	3,892
1998-99		84,606	22,312	85,209	1,217	3,123
1999-00	69,010	190,994	9,321	74,139	390	4,316
2000-01	268,705	6,266	8,429	87,652	964	3,896
2001-02	382,221	18,494	2,425	100,468	2,944	3,004
<b>Lemons</b>						
1993-94		628	46,939	23,565		242
1994-95		33	39,362	30,204	1	475
1995-96		761	42,794	23,894		329
1996-97		133	34,483	17,380	2	492
1997-98		5,310	32,628	20,790		268
1998-99		3,463	28,648	30,618		80
1999-00		14,842	28,567	27,137		390
2000-01		2,745	33,843	29,647		182
2001-02		6,732	31,869	23,759	1	185



**Mandarins**

1993-94		53	104,034	12,150	293
1994-95		263	103,290	31,943	
1995-96		829	85,758	18,663	191
1996-97		1,171	90,315	24,850	904
1997-98		1,628	73,117	19,730	169
1998-99		7,926	103,013	17,977	347
1999-00		37,522	102,758	24,978	161
2000-01		12,870	146,294	33,906	11
2001-02		62,304	126,147	19,441	9

## Number of packages

Year      3 kg bag      Trays      22 L      36 L      Bins      Processing

**Grapefruit**

1993-94		251	6,923	38,696	17	34
1994-95		346	5,513	34,992	13	58
1995-96		600	3,085	31,173	5	80
1996-97		576	18,751	29,135		89
1997-98		780	16,305	31,211		98
1998-99		14,553	18,766	35,177		90
1999-00		55,330	1,400	25,913		126
2000-01		65,014	967	16,754	84	
2001-02		69,281	355	20,116	2	57

**Other citrus**

1993-94		2,324	5,782	1,134	3
1994-95		1,332	2,361	2,355	11
1995-96		1,218	1,660	1,654	2
1996-97		1,096	3,155	1,960	0
1997-98		1,647	3,619	5,229	13
1998-99		2,737	2,888	2,105	22
1999-00		7,952	2,116	1,022	
2000-01		1,543	4,169	9,869	
2001-02		3,656	49,585	454	3

**Total Citrus**

1993-94		3,286	165,905	163,737	2,783	4,984
1994-95		3,223	153,530	174,749	2,194	4,079
1995-96		5,495	137,015	165,544	1,871	4,037
1996-97		3,765	175,228	150,997	2,818	4,799
1997-98		12,658	137,217	175,248	966	4,258
1998-99		113,285	175,627	171,086	1,586	3,293
1999-00	69,010	306,640	144,162	153,189	551	4,832
2000-01	268,705	88,438	193,701	177,837	965	4,162
2001-02	382,221	160,467	210,381	164,238	2,959	3,246

**Stone Fruit**

Year	Trays	Number of packages		Bins	Processing
		22 L	36 L		
<b>Apricots</b>					
1993-94	3,031	41,404	140		
1994-95	4,776	34,895	236		
1995-96	2,198	25,545	1,277		
1996-97	5,011	19,529	5,863		
1997-98	6,717	26,793	2,243		
1998-99	11,576	17,325	2,225		
1999-00	5,635	23,318	603		
2000-01	5,193	61,233	91		
2001-02	15,641	25,600			164

Year	Trays	Number of packages		Bins	Processing
		22 L	36 L		
<b>Cherries</b>					
1993-94	23,390	493	427		
1994-95	13,498	323	272		
1995-96	21,229	625	1,929		
1996-97	16,527	2,402	7,909		
1997-98	17,372	23	400		
1998-99	29,415	887	1,313		
1999-00	15,889	755	396		
2000-01	31,252	1,554	152		
2001-02	32,063	3,051			

<b>Loquats</b>					
1993-94	232	1,885	26		
1994-95	249	1,230	27		
1995-96	577	894	105		
1996-97	218	744	242		
1997-98	2,360	150	25		
1998-99	1,159	560	72		
1999-00	727	204	25		
2000-01	2,528	667			
2001-02	682	417			

**Nectarines**

1993-94	101,642	160,802	564	
1994-95	117,328	149,405	4,196	
1995-96	123,562	190,973	10,073	
1996-97	125,150	188,717	8,421	
1997-98	119,310	179,190	19,356	
1998-99	161,546	191,809	26,052	
1999-00	161,701	214,334	14,664	10
2000-01	135,405	249,273	227	21
2001-02	232,423	207,907		

**Peaches**

1993-94	407,110	72,249	1,184	
1994-95	361,789	40,467	668	
1995-96	456,643	47,031	1,535	
1996-97	424,160	35,141	3,096	
1997-98	434,966	31,446	3,049	
1998-99	456,287	33,573	10,850	1
1999-00	393,214	35,272	3,172	
2000-01	504,260	32,486	267	21
2001-02	453,216	38,691		

**Plums**

1993-94	17,521	297,124	637		
1994-95	19,384	331,746	6,418	39	
1995-96	12,577	358,464	7,893	49	
1996-97	14,471	295,734	4,717	26	
1997-98	16,840	263,646	8,979	48	
1998-99	47,204	368,345	49,531	133	4
1999-00	45,963	349,740	56,940	104	
2000-01	23,446	625,888	2,778	42	
2001-02	35,746	352,020		9	

## Number of packages

Year            Trays            22 L            36 L            Bins            Processing

**Total Stone Fruit**

1993-94	552,926	573,957	2,978	0	0
1994-95	517,024	558,066	11,817	39	0
1995-96	616,786	623,532	22,812	49	0
1996-97	585,537	542,267	30,248	26	0
1997-98	597,565	501,248	34,052	48	0
1998-99	707,187	612,499	90,043	134	4
1999-00	623,129	623,623	75,800	114	0
2000-01	702,086	971,101	3,515	84	0
2001-02	769,771	627,686	0	9	164

## Strawberry

Year (4 kg)	Number of packages		
	Tray	Euro tray	Loose
1996-97	827,111	15,111	19,621
1997-98	860,016	7,820	18,460
1998-99	1,096,300	3,829	23,158
1999-00	1,112,313	8,343	22,363
2000-01	1,223,550	15,802	8,652
2001-02	1249956	51308	36261

## Table Grape

Year	Number of packages		
	18 L	22 L	36 L
1996-97	326,553	40,862	16,821
1997-98	407,319	28,010	68
1998-99	454,758	88,154	807
1999-00	471,260	20,655	3,449
2000-01	417,498	36,897	7,783
2001-02	415150	43868	112

**Attachment 7**

**Revenue raised in 2001/02 to cover codling moth compensation**

<b>Pome Fruit Type</b>	<b>Package</b>	<b>Fee for Service</b>	<b>Quantity</b>	<b>Revenue</b>
<b>Apples</b>	trays	0.025	72,247.43	1,806.19
	22 litre	0.075	632,426.46	47,431.98
	36 litre	0.100	656,081.97	65,608.20
	bins	2.240	7,351.49	16,467.35
				<b>131,313.71</b>
<b>Pears</b>	trays	0.025	10,144.53	253.61
	22 litre	0.075	56,040.75	4,203.06
	36 litre	0.100	220,012.49	22,001.25
	bins	2.640	301.98	797.24
				<b>27,255.15</b>
<b>Nashis</b>	trays	0.025	34,068.52	851.71
	22 litre	0.075	5,017.38	376.30
	36 litre	0.100	1,090.00	109.00
				<b>1,337.02</b>
				<b>159,905.88</b>

**Total Codling moth revenue raised to date**

<b>1998/99</b>	<b>1999/00</b>	<b>2000/01</b>	<b>2001/02</b>	<b>Total to date</b>
<b>(\$)</b>	<b>(\$)</b>	<b>(\$)</b>	<b>(\$)</b>	<b>(\$)</b>
98,155.00	173,324.00	196,810.00	159,905.88	628,194.88

**Attachment 8**

**Polling expenditure 2001/02 (\$)**

<b>Poll Grower</b>	<b>Advertising</b>	<b>Printing</b>	<b>Stationery</b>	<b>Postage</b>	<b>Total</b>	<b>Cost/Producer</b>
Pork	4523.11	94.80	148.24	305.66	5071.81	\$ <b>18.65</b>
Egg	3193.72	49.60	105.41	138.50	3487.23	\$ <b>32.29</b>
Total	7,716.83	144.40	253.65	444.16	8,559.04	

Number of ballot papers sent out: 189.

Attachment 9

**APC Avocado Producers' Committee**

July 1st 2001 to June 30th 2002

	<b>Budget 2001/2002 \$</b>	<b>Actual \$</b>
<b>OPENING BALANCE</b>		
1 July 2001	<b>117,004</b>	<b>117,004</b>
<b>REVENUE</b>		
Fee for Service	40,000	42,792
Interest	4,270	5,326
<b>Total Revenue</b>	<b>44,270</b>	<b>48,118</b>
<b>EXPENDITURE</b>		
APC Producers' Committee		
Administration - Producers' Committee	500	
Committee meetings attendance (sitting fee)	1,200	670
Committee meetings travel (mileage)	2,000	242
Service Providers		
Avocado Growers' Association - Administration	1,000	758
Market Inspection	3,000	3,000
Pest Monitoring - Department of Agriculture	2,000	2,000
Promotion	26,000	17,444
Travel	1,000	
Research	12,000	11,000
Technology Transfer	10,000	0
	<b>58,700</b>	<b>35,113</b>
APC administration fee (10% of FFS)	4,000	4,279
<b>Total Expenditure</b>	<b>62,700</b>	<b>39,392</b>
<b>SURPLUS / (DEFICIT)</b>	<b>(18,430)</b>	<b>8,726</b>
<b>CLOSING BALANCE - 30 June 2002</b>	<b>98,574</b>	<b>125,730</b>

Attachment 9

**APC Carnarvon Banana Producer's Committee**

July 1st 2001 to June 30th 2002

	Budget YTD \$	Actual \$
<b>OPENING BALANCE</b>		
1 July 2001		<b>4,071,715</b>
<b>REVENUE</b>		
Fee for Service	69,231	76,704
Interest	196,066	189,474
<b>Total Revenue</b>	<b>265,297</b>	<b>266,178</b>
<b>EXPENDITURE</b>		
APC Producers' Committee		
Administration - Producers' Committee	27,000	21,075
Committee meetings attendance (sitting fee)	5,344	3,062
Committee meetings attendance (mileage)	2,500	
Outstanding invoices	0	
Underwriter premium	176,715	
Compensation additional - Cyclone Steve	0	
Crop Compensation	0	
	<b>211,559</b>	<b>24,137</b>
APC administration fee (10% of FFS)	6,923	7,670
<b>Total Expenditure</b>	<b>218,482</b>	<b>31,808</b>
<b>SURPLUS / (DEFICIT)</b>	<b>46,815</b>	<b>234,370</b>
<b>CLOSING BALANCE</b>		<b>4,306,085</b>

Attachment 9

**APC Carrot Producers' Committee**

July 1st 2001 to June 30th 2002

	Budget 2001/2002 \$	Actual YTD \$
<b>OPENING BALANCE</b>		
1 July 2001	28,455	28,455
<b>REVENUE</b>		
<u>Fee for Service</u>	0	0
<u>Interest</u>	830	1,317
<b>Total Revenue</b>	<b>830</b>	<b>1,317</b>
<b>EXPENDITURE</b>		
APC Producers' Committee		
<u>Administration - Producers' Committee</u>	400	0
Service Providers		
<u>Technology Transfer - Carrot grower workshop</u>	0	0
<u>Technology Transfer - Support for minor use reg.</u>	0	0
<u>Research</u>	22,000	0
	<b>22,400</b>	<b>0</b>
APC annual administration fee	350	350
<b>Total Expenditure</b>	<b>22,750</b>	<b>350</b>
<b>SURPLUS / (DEFICIT)</b>	<b>(21,920)</b>	<b>967</b>
<b>CLOSING BALANCE</b>	<b>6,535</b>	<b>29,422</b>



Attachment 9

**APC Bridgetown Fruit Fly Baiting Committee**

July 1st 2001 to June 30th 2002

	Budget 2001/2002 \$	Actual YTD \$
<b>OPENING BALANCE</b>		
1 July 2001	0	0
<b>REVENUE</b>		
Fee for Service	0	0
Interest	0	0
Deficit Write Off	0	0
<b>Total Revenue</b>	<b>0</b>	<b>0</b>
<b>EXPENDITURE</b>		
	0	0
APC administration fee (10% of FFS)	0	0
<b>Total Expenditure</b>	<b>0</b>	<b>0</b>
<b>SURPLUS / (DEFICIT)</b>	<b>0</b>	<b>0</b>
<b>CLOSING BALANCE</b>	<b>0</b>	<b>0</b>

Attachment 9

**APC POME,CITRUS&STONEFRUIT PRODUCERS' CTEE**

July 1st 2001 to June 30th 2002

	Budget 2001/2002 \$	Actual YTD \$
<b>OPENING BALANCE</b>		
1 July 2001	166,166	166,166
<b>REVENUE</b>		
Fee for Service	706,400	683,181
Interest	6,987	12,185
<b>Total Revenue</b>	<b>713,387</b>	<b>695,366</b>
<b>EXPENDITURE</b>		
APC Producers' Committee		
Administration - Producers' Committee	7,000	2,199
Committee meetings attendance (sitting fee)	2,700	1,194
Committee meetings travel (mileage)	2,600	961
Service Providers		
WA Fruit Growers' Association:		
Administration	219,765	214,575
National bodies Travel to Conferences	23,500	23,500
Promotion & Marketing	69,500	69,500
Research	23,000	18,000
Fire Blight	7,500	7,500
Department of Agriculture:		
Pest Monitoring	55,000	56,685
Codling Moth Monitoring	25,000	27,298
	<b>435,565</b>	<b>421,413</b>
APC administration fee (10% of FFS)	70,640	68,318
<b>Total Expenditure</b>	<b>506,205</b>	<b>489,731</b>
<b>SURPLUS / (DEFICIT)</b>	<b>207,182</b>	<b>205,635</b>
<b>COMMITMENTS</b>		
Service Providers		
Codling Moth Eradication (Dept of Agriculture)	80,000	0
Outstanding Commitment	0	
Accumulated Surplus/(Deficit)	<b>293,348</b>	<b>371,801</b>
<b>CLOSING BALANCE</b>	<b>293,348</b>	<b>371,801</b>

Attachment 9

**POME FRUITS - SUB GROUP**

July 1st 2001 to June 30th 2002

	Budget 2001/2002 \$	Actual YTD \$
<b>OPENING BALANCE</b>		
1 July 2001	177,949	177,949
<b>REVENUE</b>		
Fee for Service	477,800	464,078
Interest	8,875	13,037
<b>Total Revenue</b>	<b>486,675</b>	<b>477,115</b>
<b>EXPENDITURE</b>		
APC Producers' Committee		
Administration - Producers' Committee	4,000	
Committee meetings attendance (sitting fee)	1,500	
Committee meetings travel (mileage)	1,500	
Service Providers		
WA Fruit Growers' Association:		
Administration	119,600	122,242
National bodies Travel to Conferences	10,500	10,500
Promotion & Marketing	22,500	22,500
Research	5,000	
Fire Blight	7,500	7,500
Department of Agriculture:		
Pest Monitoring	27,500	28,343
Codling Moth Monitoring	25,000	27,298
	<b>224,600</b>	<b>218,383</b>
APC Administration Fee (10% of FFS)	47,780	46,408
<b>Total Expenditure</b>	<b>272,380</b>	<b>264,791</b>
<b>SURPLUS / (DEFICIT)</b>	<b>214,295</b>	<b>212,325</b>
<b>COMMITMENTS</b>		
Service Providers		
Codling Moth Eradication (Dept of Agriculture)	80,000	
Outstanding Commitment	0	
Accumulated Surplus/(Deficit)	<b>312,244</b>	<b>390,274</b>
<b>CLOSING BALANCE</b>	<b>312,244</b>	<b>390,274</b>

Attachment 9

**CITRUS FRUITS - SUB GROUP**

July 1st 2001 to June 30th 2002

	<b>Budget 2001/2002 \$</b>	<b>Actual YTD \$</b>
<b>OPENING BALANCE</b>		
1 July 2001	<b>(2,379)</b>	<b>(2,379)</b>
<b>REVENUE</b>		
Fee for Service	128,600	134,142
Interest	(833)	378
<b>Total Revenue</b>	<b>127,767</b>	<b>134,519</b>
<b>EXPENDITURE</b>		
APC Producers' Committee		
Administration - Producers' Committee	1,000	199
Committee meetings attendance (sitting fee)	450	444
Committee meetings travel (mileage)	350	211
Service Providers		
WA Fruit Growers' Association:		
Administration	39,120	38,851
National bodies Travel to Conferences	11,500	11,500
Promotion & Marketing	32,000	32,000
Research	16,000	16,000
Department of Agriculture:		
Pest Monitoring	13,750	13,750
	<b>114,170</b>	<b>112,955</b>
APC administration fee (10% of FFS)	12,860	13,414
<b>Total Expenditure</b>	<b>127,030</b>	<b>126,370</b>
<b>SURPLUS / (DEFICIT)</b>	<b>737</b>	<b>8,150</b>
<b>CLOSING BALANCE</b>	<b>(1,642)</b>	<b>5,771</b>

Attachment 9

**STONE FRUIT - SUB GROUP**

July 1st 2001 to June 30th 2002

	<b>Budget 2001/2002 \$</b>	<b>Actual YTD \$</b>
<b>OPENING BALANCE</b>		
1 July 2001	<b>(9,404)</b>	<b>(9,404)</b>
<b>REVENUE</b>		
Fee for Service	100,000	84,962
Interest	(1,055)	(1,230)
<b>Total Revenue</b>	<b>98,945</b>	<b>83,732</b>
<b>EXPENDITURE</b>		
APC Producers' Committee		
Administration - Producers' Committee	2,000	2,000
Committee meetings attendance (sitting fee)	750	750
Committee meetings travel (mileage)	750	750
Service Providers		
WA Fruit Growers' Association:		
Administration	61,045	53,482
National bodies Travel to Conferences	1,500	1,500
Promotion & Marketing	15,000	15,000
Research	2,000	2,000
Department of Agriculture:		
Pest Monitoring	13,750	14,592
	<b>96,795</b>	<b>90,075</b>
APC administration fee (10% of FFS)	10,000	8,496
<b>Total Expenditure</b>	<b>106,795</b>	<b>98,571</b>
<b>SURPLUS / (DEFICIT)</b>	<b>(7,850)</b>	<b>(14,839)</b>
<b>CLOSING BALANCE</b>	<b>(17,254)</b>	<b>(24,244)</b>

**Attachment 9**

**APC Katanning Fruit Fly Baiting Committee**  
 July 1st 2001 to June 30th 2002

	<b>Budget 2001/2002 \$</b>	<b>Actual YTD \$</b>
<b>OPENING BALANCE</b>		
1 July 2001	<b>503</b>	<b>503</b>
<b>REVENUE</b>		
Fee for Service	0	(807)
Shire Contribution	0	0
Interest	0	(527)
Deficit Write Off	0	
Katanning Debtors for Baiting Services (1)	0	0
<b>Total Revenue</b>	<b>0</b>	<b>(1,334)</b>
<b>EXPENDITURE</b>		
Service Providers		
Baiting Contractor	0	0
Shire Administration	0	0
	<b>0</b>	<b>0</b>
APC administration fee (10% of FFS)	0	0
<b>Total Expenditure</b>	<b>0</b>	<b>0</b>
<b>SURPLUS / (DEFICIT)</b>	<b>0</b>	<b>(1,334)</b>
<b>CLOSING BALANCE</b>	<b>503</b>	<b>(831)</b>

**Attachment 9**

**APC Kununurra Crop Pest Control Committee**

July 1st 2001 to June 30th 2002

	<b>Budget 2001/2002 \$</b>	<b>Actual YTD \$</b>
<b>OPENING BALANCE</b>		
1 July 2001	<b>6,848</b>	<b>6,848</b>
<b>REVENUE</b>		
Fee for Service	66,000	0
Interest	435	100
<b>Total Revenue</b>	<b>66,435</b>	<b>100</b>
<b>EXPENDITURE</b>		
APC Producers' Committee		
Administration - Producers' Committee	30	
Committee meetings attendance (sitting fee)	0	0
Committee meetings travel (mileage)	0	0
Service Providers		
Medfly Surveillance Program (Pest Monitoring)	0	0
Research	5,000	0
Public Awareness Program	20,000	4,731
Eradication Program	30,000	0
	<b>55,030</b>	<b>4,731</b>
APC administration fee (10% of FFS)	6,600	0
<b>Total Expenditure</b>	<b>61,630</b>	<b>4,731</b>
<b>SURPLUS / (DEFICIT)</b>	<b>4,805</b>	<b>(4,631)</b>
<b>CLOSING BALANCE</b>	<b>11,653</b>	<b>2,217</b>

Attachment 9

**APC Potato Producers' Committee**

July 1st 2001 to June 30th 2002

	Budget 2001/2002 \$	Actual YTD \$
<b>OPENING BALANCE</b>		
1 July 2001	<b>100,495</b>	<b>100,495</b>
<b>REVENUE</b>		
Fee for Service	273,700	232,747
Interest	10,000	5,226
Potato Growing Industry Trust Fund Transfer	0	110,000
<b>Total Revenue</b>	<b>283,700</b>	<b>347,974</b>
<b>EXPENDITURE</b>		
APC Producers' Committee		
Administration - Producers' Committee	1,000	445
Refund Potato Poll Deposit	0	0
Committee meetings attendance (sitting fee)	0	0
Committee meetings travel (mileage)	0	0
Service Providers		
Potato Growers' Association	129,000	129,000
Research - Horticulture Aust. Seed Variety Trials	42,000	42,000
Research - Potato Seed Scheme Costs	77,000	61,000
	<b>249,000</b>	<b>232,445</b>
APC administration fee (10% of FFS)	27,370	23,275
<b>Total Expenditure</b>	<b>276,370</b>	<b>255,720</b>
<b>SURPLUS / (DEFICIT)</b>	<b>7,330</b>	<b>92,254</b>
<b>CLOSING BALANCE</b>	<b>107,825</b>	<b>192,748</b>



Attachment 9

**APC Strawberry Producers' Committee**

July 1st 2001 to June 30th 2002

	Budget 2001/2002 \$	Actual YTD \$
<b>OPENING BALANCE</b>		
1 July 2001	239,341	239,341
<b>REVENUE</b>		
Fee for Service	35,000	42,251
Interest	5,000	9,880
<b>Total Revenue</b>	<b>40,000</b>	<b>52,131</b>
<b>EXPENDITURE</b>		
APC Producers' Committee		
Administration - Producers' Committee	6,000	108
Committee meetings attendance (sitting fee)	4,000	196
Committee meetings travel (mileage)	2,000	552
Service Providers		
Strawberry Growers' Association:		
Administration	3,000	0
Travel	500	0
Promotion & Marketing	3,500	464
Research	38,000	60,898
Evaluation New Varieties	18,000	1,118
Clean-up existing Varieties	2,000	0
	<b>77,000</b>	<b>63,337</b>
APC administration fee (10% of FFS)	3,500	4,225
<b>Total Expenditure</b>	<b>80,500</b>	<b>67,562</b>
<b>SURPLUS / (DEFICIT)</b>	<b>(40,500)</b>	<b>(15,430)</b>
<b>CLOSING BALANCE</b>	<b>198,841</b>	<b>223,910</b>

Attachment 9

**APC Table Grape Producers' Committee**

July 1st 2001 to June 30th 2002

	Budget 2001/2002 \$	Actual YTD \$
<b>OPENING BALANCE</b>		
1 July 2001	<b>66,498</b>	<b>66,498</b>
<b>REVENUE</b>		
<u>Fee for Service</u>	40,000	37,156
<u>Interest</u>	2,480	2,980
<b>Total Revenue</b>	<b>42,480</b>	<b>40,136</b>
<b>EXPENDITURE</b>		
APC Producers' Committee		
<u>Administration - Producers' Committee</u>	2,000	1,132
<u>Committee meetings attendance (sitting fee)</u>	3,500	2,470
<u>Committee meetings travel (mileage)</u>	1,500	
Service Providers		
<u>Research</u>	17,000	11,857
<u>Promotion</u>	10,000	280
Department of Agriculture:		
<u>Maturity Inspection</u>	20,000	20,145
	<b>54,000</b>	<b>35,885</b>
APC administration fee (10% of FFS)	4,000	3,716
<b>Total Expenditure</b>	<b>58,000</b>	<b>39,600</b>
<b>SURPLUS / (DEFICIT)</b>	<b>(15,520)</b>	<b>535</b>
<b>CLOSING BALANCE</b>	<b>50,978</b>	<b>67,034</b>

**Attachment 9**

**APC Turf Producers' Committee**

July 1st 2001 to June 30th 2002

	<b>Budget 2001/2002 \$</b>	<b>Actual YTD \$</b>
<b>OPENING BALANCE</b>		
1 July 2001	<b>5,790</b>	<b>5,790</b>
<b>REVENUE</b>		
Fee for Service	17,690	12,450
Interest	360	247
<b>Total Revenue</b>	<b>18,050</b>	<b>12,697</b>
<b>EXPENDITURE</b>		
Committee meetings attendance (sitting fee)	0	130
Committee meetings travel (mileage)	0	14
Service Providers		
Research	15,000	15,000
	<b>15,000</b>	<b>15,144</b>
APC administration fee (10% of FFS)	1,769	1,245
<b>Total Expenditure</b>	<b>16,769</b>	<b>16,389</b>
<b>SURPLUS / (DEFICIT)</b>	<b>1,281</b>	<b>(3,720)</b>
<b>CLOSING BALANCE</b>	<b>7,071</b>	<b>2,070</b>

**Attachment 10**

**Summary Revenue, Expenditure and Surplus 1990/91 to 2001/02**

**APC Avocado Producers' Committee**

<b>Item</b>	<b>1990/91</b>	<b>1991/92</b>	<b>1992/93</b>	<b>1993/94</b>	<b>1994/95</b>	<b>1995/96</b>	<b>1996/97</b>	<b>1997/98</b>	<b>1998/99</b>	<b>1999/00</b>	<b>2000/01</b>	<b>2001/02</b>
Revenue			22,842	22,966	24151	26,447	26,634	54,482	47,991	37,661	44,810	48,118
Expenditure			8,888	19,502	20235	13,071	18,856	31,135	28,821	23,274	27,198	39,392
Annual surplus			13,954	3,464	3916	13,376	7,778	23,347	19,170	14,388	17,612	8,726
Closing surplus			13,954	17418	21334	34,710	42,488	65,835	85,005	99,392	117,004	125,730

**APC Bridgetown-Greenbushes Fruit Fly Baiting Committee**

<b>Item</b>	<b>1990/91</b>	<b>1991/92</b>	<b>1992/93</b>	<b>1993/94</b>	<b>1994/95</b>	<b>1995/96</b>	<b>1996/97</b>	<b>1997/98</b>	<b>1998/99</b>	<b>1999/00</b>	<b>2000/01</b>	<b>2001/02</b>
Revenue								7,816	5,418	-44.45	874	-
Expenditure								13,234	830		0	-
Annual surplus								-5,418	4,588	-44.45	874	-
Closing surplus								-5,418	-830	-874	0	-

**APC Carnarvon Banana Producers' Committee**

<b>Item</b>	<b>1990/91</b>	<b>1991/92</b>	<b>1992/93</b>	<b>1993/94</b>	<b>1994/95</b>	<b>1995/96</b>	<b>1996/97</b>	<b>1997/98</b>	<b>1998/99</b>	<b>1999/00</b>	<b>2000/01</b>	<b>2001/02</b>
Revenue									0	5,701,824	311,232	266,178
Expenditure									1,752	964,413	975,176	31,808
Annual surplus									-1,752	4,737,411	-663,944	234,370
Closing surplus									-1,752	4,735,659	4,071,715	4,306,085

**APC Carrot Producers' Committee**

<b>Item</b>	<b>1990/91</b>	<b>1991/92</b>	<b>1992/93</b>	<b>1993/94</b>	<b>1994/95</b>	<b>1995/96</b>	<b>1996/97</b>	<b>1997/98</b>	<b>1998/99</b>	<b>1999/00</b>	<b>2000/01</b>	<b>2001/02</b>
Revenue					45,557	56,004	1,177	43,048	0	2,537	1,708	1,317
Expenditure					500	42,306	43,069		0	35,350	350	350
Annual surplus					45,057	13,698	-41,892	43,048	0	-32,813	1,358	967
Closing surplus					45,057	58,755	16,863	59,911	59,911	27,098	28,455	29,422

**APC Katanning Fruit Fly Baiting Committee**

Item	1990/91	1991/92	1992/93	1993/94	1994/95	1995/96	1996/97	1997/98	1998/99	1999/00	2000/01	2001/02
Revenue							10,097	13,823	25,302	12,716	18,080	- 1,334
Expenditure							15,473	14,566	19,425	18,721	11,330	-
Annual surplus							-5,376	-743	5,876	-6,005	6,750	- 1,334
Closing surplus							-5,376	-6,119	-242	-6,247	503	- 831

**APC Kununurra Crop Pest Control Committee**

Item	1990/91	1991/92	1992/93	1993/94	1994/95	1995/96	1996/97	1997/98	1998/99	1999/00	2000/01	2001/02
Revenue								0	40,658	11,721	856	100
Expenditure								700	21,416	7,263	17,009	4,731
Annual surplus								-700	19,242	4,458	-16,153	- 4,631
Closing surplus								-700	18,542	23,000	6,848	2,217

**APC Pome, Citrus & Stone Fruit Producers' Committee**

Item	1990/91	1991/92	1992/93	1993/94	1994/95	1995/96	1996/97	1997/98	1998/99	1999/00	2000/01	2001/02
Revenue					129,374	325,999	437,975	415,512	531,666	670,188	768,275	695,366
Expenditure					96,503	305,219	264,094	374,827	887,499	*763,664	501,018	489,731
Annual surplus					32,871	20,780	173,881	40,685	-355,833	-93,476	267,258	205,635
Closing surplus					32,871	53,651	227,532	268,217	-87,616	-181,092	86,166	371,801

\* Includes \$170,000 future commitment – Codling Moth eradication (payable to AgWest)

**Activity Accounts for Pome, Citrus & Stone Fruit Producers' Committee**

**Pome Fruit**

Item	1990/91	1991/92	1992/93	1993/94	1994/95	1995/96	1996/97	1997/98	1998/99	1999/00	2000/01	2001/02
Revenue					59,638	162,314	273,096	255,350	363,351	473,806	540,099	477,115
Expenditure					34,911	146,351	127,203	195,165	685,955	*557,333	282,786	264,791
Annual surplus					24,727	15,963	145,893	60,185	-322,604	-83,527	257,313	212,325
Closing surplus					24,727	40,689	186,582	246,767	-75,837	-159,364	97,949	310,274

\* Includes \$170,000 future commitment – Codling Moth eradication (payable to AgWest)

**Citrus Fruit**

<b>Item</b>	<b>1990/91</b>	<b>1991/92</b>	<b>1992/93</b>	<b>1993/94</b>	<b>1994/95</b>	<b>1995/96</b>	<b>1996/97</b>	<b>1997/98</b>	<b>1998/99</b>	<b>1999/00</b>	<b>2000/01</b>	<b>2001/02</b>
Revenue					27,061	81,812	84,228	73,321	79,584	113,756	120,273	134,519
Expenditure					29,951	84,199	64,266	74,464	91,284	121,242	117,005	126,370
Annual surplus					-2,890	-2,388	19,962	-1,143	-11,701	-7,486	3,267	8,150
Closing surplus					-2,890	-5,278	14,684	13,541	1,840	-5,646	-2,379	5,771

**Stone Fruit**

<b>Item</b>	<b>1990/91</b>	<b>1991/92</b>	<b>1992/93</b>	<b>1993/94</b>	<b>1994/95</b>	<b>1995/96</b>	<b>1996/97</b>	<b>1997/98</b>	<b>1998/99</b>	<b>1999/00</b>	<b>2000/01</b>	<b>2001/02</b>
Revenue					42,675	81,874	80,651	86,841	88,731	82,626	107,904	83,732
Expenditure					31,641	74,668	72,625	105,198	110,259	85,089	101,226	98,571
Annual surplus					11,035	7,205	8,026	-18,357	-21,529	-2,463	6,678	- 14,839
Closing surplus					11,035	18,240	26,266	7,909	-13,619	-16,082	-9,404	- 24,244

**APC Strawberry Producers' Committee**

<b>Item</b>	<b>1990/91</b>	<b>1991/92</b>	<b>1992/93</b>	<b>1993/94</b>	<b>1994/95</b>	<b>1995/96</b>	<b>1996/97</b>	<b>1997/98</b>	<b>1998/99</b>	<b>1999/00</b>	<b>2000/01</b>	<b>2001/2002</b>
Revenue							52,964	56,097	73,659	77,638	88,278	52,131
Expenditure							9,310	27,612	17,181	27,268	27,924	67,562
Annual surplus							43,654	28,485	56,478	50,370	60,354	- 15,430
Closing surplus							43,654	72,139	128,616	178,986	239,341	223,910

**APC Table Grape Producers' Committee**

<b>Item</b>	<b>1990/91</b>	<b>1991/92</b>	<b>1992/93</b>	<b>1993/94</b>	<b>1994/95</b>	<b>1995/96</b>	<b>1996/97</b>	<b>1997/98</b>	<b>1998/99</b>	<b>1999/00</b>	<b>2000/01</b>	<b>2001/02</b>
Revenue	14,689	27,042	23,335	25,380	30,176	33,775	29,503	26,586	41,312	37,550	36,786	40,136
Expenditure	1,678	9,397	40,740	23,912	10,850	17,441	42,914	37,430	28,159	28,446	18,670	39,600
Annual surplus	13,011	17,645	-17,405	1,468	19,326	163,34	-13,411	-10,844	13,154	9,104	18,116	535
Closing surplus	13,011	30,656	13,251	14,719	34,045	50,379	36,968	26,124	39,278	48,382	66,498	67,034

**APC Turf Producers' Voluntary Committee**

<b>Item</b>	<b>1990/91</b>	<b>1991/92</b>	<b>1992/93</b>	<b>1993/94</b>	<b>1994/95</b>	<b>1995/96</b>	<b>1996/97</b>	<b>1997/98</b>	<b>1998/99</b>	<b>1999/00</b>	<b>2000/01</b>	<b>2001/02</b>
Revenue										9,333	13,703	12,697
Expenditure										928	16,319	16,389
Annual surplus										8,406	-2,616	- 3,720
Closing surplus										8,406	5,790	2,070

**APC Potato Producers' Committee**

<b>Item</b>	<b>1990/91</b>	<b>1991/92</b>	<b>1992/93</b>	<b>1993/94</b>	<b>1994/95</b>	<b>1995/96</b>	<b>1996/97</b>	<b>1997/98</b>	<b>1998/99</b>	<b>1999/00</b>	<b>2000/01</b>	<b>2001/02</b>
Revenue											100,495	347,974
Expenditure											0	255,720
Annual surplus											100,495	92,254
Closing surplus											100,495	192,749

**General Account**

<b>Item</b>	<b>1990/91</b>	<b>1991/92</b>	<b>1992/93</b>	<b>1993/94</b>	<b>1994/95</b>	<b>1995/96</b>	<b>1996/97</b>	<b>1997/98</b>	<b>1998/99</b>	<b>1999/00</b>	<b>2000/01</b>	<b>2001/02</b>
Revenue	5,997	3,493	4,508	11,451	17,400	27,639	47,791	173,672	115,997	112,312	116,226	131,319
Expenditure	5,726	2,232	2,996	6,857	18,950	31,367	10,786	92,582	124,867	106,211	129,207	139,546
Annual surplus	271	1,261	1,512	4,595	-1,550	-3,728	37,005	81,090	-88,670	6,101	-12,981	- 8,227
Closing surplus	271	1,532	3,044	7,638	6,088	2,360	39,365	120,455	111,585	103,001	90,020	81,794

**Consolidated account**

<b>Item</b>	<b>1990/91</b>	<b>1991/92</b>	<b>1992/93</b>	<b>1993/94</b>	<b>1994/95</b>	<b>1995/96</b>	<b>1996/97</b>	<b>1997/98</b>	<b>1998/99</b>	<b>1999/00</b>	<b>2000/01</b>	<b>2001/02</b>
Revenue	20,686	30,535	50,685	59,797	246,658	469,864	606,141	791,035	882,267	6,673,436	1,501,323	1,480,926
Expenditure	7404	11,629	52,624	50,271	147,038	409,404	404,502	592,086	1,144,898	1,975,536	1,724,199	971,754
Annual surplus	13,282	18,906	-1,939	9,526	99,620	60,460	201,639	198,949	-262,632	4,697,900	-222,876	509,172
Closing surplus	13,282	32,188	30,249	39,775	139,395	199,855	401,494	600,443	337,812	5,035,712	4,812,836	5,322,007

## Agricultural Produce Commission

### Estimates for 2002/2003

In accordance with Section 15 (a) of the Financial Administration and Audit Act 1985, the Agricultural Produce Commission submits the approved estimates for the 2002/2003 Financial Year for publication in its Annual Report for the year ending 30 June 2002.

	<b>2001-2002 Budget Estimate</b>	<b>2001-2002 Actual</b>	<b>2002-2003 Budget Estimate</b>
<b>COST OF SERVICES</b>			
Administration	140,100	139,546	142,500
Producers' Committee Operating Cost	1,383,406	**938,283	1,284,724
Producers' Committee Conducting Polls	10,000	7,000	10,000
Other	0	0	0
<b>Total Operating Expense:</b>	<b>\$1,533,506</b>	<b>\$1,084,829</b>	<b>\$1,437,224</b>
<b>REVENUE</b>			
Fee for Service	1,248,021	1,244,200	1,008,700
Interest revenue	229,548	229,723	228,390
Recoup of cost from committees	125,152	113,078	113,749
Recoup of poll costs	10,000	7,000	10,000
Other	0	0	0
<b>Total Operating Revenue:</b>	<b>\$1,612,721</b>	<b>\$1,594,001</b>	<b>\$1,360,839</b>
<b>Net (cost/surplus)</b>	<b>\$79,215</b>	<b>\$509,172</b>	<b>-\$76,385</b>

\*\* Note: 2001-2002 internal charges between the Committees and the Commission have been eliminated.