



AGRICULTURAL PRODUCE COMMISSION

**ANNUAL REPORT
FOR THE YEAR ENDED, 30 JUNE 2006**

**Agricultural Produce Commission
3 Baron-Hay Court
South Perth WA 6151**

**Phone: 9368 3127
Fax: 9368 3128
Email: apc@agric.wa.gov.au
Web: www.apcwa.org.au**

**ABN 33 720 315 990
ISSN 1035-8560**

1. Preamble	3
The Role and Functions of the Commission	3
Scope of the Agricultural Produce Commission Act	3
2. The Agricultural Produce Commission Act 1988	4
3. The Commission	5
Membership	5
Meetings	5
Annual Meeting	6
Administration and staff	6
Memorandum of Understanding	6
Goods and Services Tax (GST)	6
Publicity and Communication	6
Remuneration of Commissioners	7
Insurance of members of Commission and staff	7
Legal protection of Commissioners	7
Information held by the Commission	7
APC Code of Conduct	7
Legal Advice	7
Advertising	7
Disclosure pursuant of Section 175ZE (1) of the Electoral Act	7
4. Producer Committees	8
Establishment of producers' committee	8
Services Provided by Producer Committees – Section 12	8
Established Producer Committees	8
Committee Directions	8
Dissolution of Producer Committees	8
Horticultural Producer Committees	9
Prescribed Agricultural Producer Committees	9
Committee members - Tenure of office.	11
Remuneration of producer committee members	11
Insurance of producer committee members	11
Legal protection of producer committees	11
Administration costs of producer committees	11
Committee Protocol	12
Procedural manual for producer committees	12
Fee for Service	12
Fee for Service Compliance	13
Fee for Service Governance Policy	13
Fee for Service Regulations	13
Electronic transfer of Fee for Service data	13
Voluntary Fee for Service	13
5. Significant Events During The Year	15
Establishing producer committees – Possible industry polls	15
Agricultural Produce Commission Act – procedures	16
Producer Committee activity:	16
APC Avocado Producers' Committee	16
APC Beekeepers Producers' Committee	16
APC Carnarvon Banana Producers' Committee	17
APC Carrot Produces' Committee	18
APC Community Fruit Fly Baiting Committees	18
APC Egg Producers' Committee	19

APC Kununurra Crop Pest Control Committee	19
APC Pome, Citrus and Stone Fruit Producers' Committee	20
APC Pork Producers' Committee	21
APC Potato Producers' Committee	22
APC Strawberry Producers' Committee	22
APC Table Grape Producers' Committee	24
APC Vegetable Producers' Committee	25
Turf Producers' Voluntary Committee	26
6. Financial Results	27
Administration of accounts	27
Annual estimates of income and expenditure	27
Chief Finance Officer	27
Producer committees Revenue 2005/2006	27
Treasury interest rate for 2005/2006	28
Producer committees expenditure 2005/2006	29
Compliance with written law	30
Financial statements	30
Superannuation payments	30
Events occurring after Balance Date	30
Tables	
Table 1 - Meeting attendance 1991/90 to 2005/2006	5
Table 2 - Meetings held by the Commission 2005/2006	5
Table 3 - Annual Meeting of Commissioners and Chairpersons	6
Table 4 - Coverage of the APC of WA horticultural industry	9
Table 5 - Members of Producer Committees as at 30 June 2006	10
Table 6 - Changes to Fee for Service during 2005/2006	13
Table 7 - Fee for Service – Charges as at 30 June 2006	14
Table 8 - Budgeted and actual Fee for Service revenue 2005/06	27
Table 9 - Producer Committees revenue non FFS resources	28
Table 10 - Revenue received by the Commission in 2005/2006	29
Table 11 - Budgeted and actual expenditure 2005/2006 (\$)	29
Table 12 - Administration expenditure - Commission 2005/06	30
Appendix	31
Appendix 1 - Performance Indicators	32
Appendix 2 - Statement of Compliance with Written Law	35
Appendix 3 - Certification of Financial Statements	36
Appendix 4 - Financial Statements, Notes and Auditor General Opinion	37
Attachments	
Attachment 1 - Service Functions of Producer Committees	54
Attachment 2 - Procedures to join the APC	55
Attachment 3 - List of approvals and notices 2005/2006	56
Attachment 4 - APC Budget for 2005/2006	61
Attachment 5 - Production and Revenue 2005/2006	62
Attachment 6 - Summary Production 1995/96 to 2005/06	65
Attachment 7 - Producer Committees 2005/2006 – Financial Performance Reports	69
Attachment 8 - Summary Committees revenue, expenditure, and surplus 1991/92 to 2005/06	89
Attachment 9 - Fee for Service Validation mail out Report	94
Attachment 10 - APC Estimates for 2006/2007	95

AGRICULTURAL PRODUCE COMMISSION

1. PREAMBLE

This report covers the fiscal year, 1 July 2005 to 30 June 2006 and has been prepared in accordance with the provisions of the Financial Administration and Audit Act 1985.

Establishment

The Agricultural Produce Commission was established by the *Agricultural Produce Commission Act 1988*. The Chairman and Commissioners were appointed on 1 September 1989, the date on which the Act was proclaimed.

The Commission is a body corporate with perpetual succession and a common seal. The Commission is not an agent of the Crown nor is it part of the Public Service. The Commission reports to the Minister for Agriculture and Food, Forestry.

The role and function of the Commission

The role of the Commission is to encourage producers of agricultural produce, that come within the scope of the Act, to form committees for the purpose of collecting funds to provide services for the benefit of the producers and to ensure the future prosperity of their industry.

Functions of the Commission

Section 6.1 Agricultural Produce Commission Act

- (a) Establish producers' committees in relation to agricultural produce.
- (b) Appoint members to producers' committees
- (c) Advertise for the formation of producers' committees.
- (d) conduct poll as prescribed under the Act for the purposes of the establishment and operation of producers' committees.
- (e) Dissolve producers' committees and appoint liquidators for the winding up of producers' committees.
- (f) Provide such services in relation to the functioning of producers' committees as are necessary from time to time.
- (g) Direct, coordinate and supervise the functioning and expenditure of producers' committees.
- (h) Provide such other service to producers' committees as the Minister may direct.

Scope of the Agricultural Produce Commission Act

By agricultural industry the Act means a horticultural industry and such other agricultural industry as may be prescribed but excluding broadacre cropping and grazing industries (section 3.1) - Refer following table for industries prescribed under the Act

2. Agricultural Produce Commission Act 1988

The Act

Agricultural Produce Commission Act 1988 was assented to on 23 December 1988.

Act Amendments

- ❖ *Agricultural Produce Commission Amendment Act 1993* (Gazetted 15 December 1993).
- ❖ *Agricultural Legislation Amendment and Repeal Act 1998* (Gazetted 3 July 1998).
- ❖ *Agricultural Produce Commission Amendment Act 2000* (Gazetted 11 August 2000).

Fee for Service Regulations

- ❖ *Agricultural Produce (Horticultural Industry) Regulations 2001* (Gazetted 13 February 2001) [replacing the *Agricultural Produce Commission General Regulations 1991*]
- ❖ *Agricultural Produce (Beekeeping Industry) Regulations 2003* (Gazetted 9 January 2004)
- ❖ *Agricultural Produce (Egg Production Industry) Regulations 2006* (Gazetted 31 March 2006)
- ❖ *Agricultural Produce (Pork Industry) Regulations 2004* (Gazetted 7 January 2005)

Polling Regulations

- ❖ *Agricultural Produce Commission Act, Producers Committee (Polling) Regulations 1990* (Gazetted 23 November 1990; Amendments, Gazetted 13 February 2001).

Prescribed Agricultural Industry Regulations

- ❖ *Agricultural Produce (Prescribed Agricultural Industries and Services) Regulations 2001* (Gazetted 3 July 2001). The following agricultural industries have been prescribed as industries to which the Act is to apply:

- a) **The pork production industry** is prescribed as an agricultural industry under section 3.1 of the Act and services referred to in section 12.1 of the Act are services that a producers' committee may provide in relation to the pork production industry (Gazetted 3 July 2001).
- b) **The beekeeping industry** is prescribed as an agricultural industry under section 3.1 of the Act and services of section 12.1 listed as (b), (c), (d), (h), (l), (1a) and (m) are services that a producers' committee may provide in relation to beekeeping industry (Gazetted 23 October 2001).
- c) **The egg production industry** is prescribed as an agricultural industry under section 3.1 of the Act and services referred to in section 12.1 of the Act are services that a producers' committee may provide in relation to the egg production industry (Gazetted 17 May 2002).

Section 19a declared Pests and Diseases

- ❖ **Pests and Diseases declared under Section 19a of the Act – 19a.** *Application to commercial and non-commercial producers of provisions relating to the control of certain pests or diseases:*

- (i) Notice gazetted on 19 September 2000 under Section 19a of the Act declaring *that Mediterranean fruit fly (Ceratitis Capitata) is a pest to which Section 19a of the Act is to apply.*
- (ii) Notice gazetted on 9 January 2004 under Section 19a of the Act declaring that Section 19a of the Act is to apply to the following bee pests and diseases:

Pests – Acarine (Tracheal mite, Acarapis Woodi), Africanised honey bee, Asian honey bee, Tropilaelaps mite (Tropilaelaps clareae), Bruala fly, Small hive beetle and Varroasis (Varroa destructor and Varroa jacobsoni).

Diseases – American foul brood and European foul brood.

3. THE COMMISSION

Membership

The Agricultural Produce Commission consists of four members who are appointed by the Minister for Agriculture, Forestry and Fisheries. The Minister appoints one member of the Commission to be the chairperson. Tenure of appointment is for a period not exceeding three years.

A member of the Commission is a person who has a broad understanding of agricultural industry and (a) experience in financial management; or (b) other experience relevant to the Commission's functions. The incumbent members of the Commission are:

H. Morgan AM	Chairperson,
K.C. Boughton	Member,
R.J. Delane	Member,
Y. J. Fahl	Member,

The term of office of the Chairman and Commission members expires on 26 January 2007

Meetings

The Agricultural Produce Commission meets as necessary. Since 1989 the Commissioners have met on 108 occasions, an average of 8 meetings per year.

Table 1 Meeting attendance 1990/91 to 2005/2006

Commissioner	Year															
	1990 1991	1991 1992	1992 1993	1993 1994	1994 1995	1995 1996	1996 1997	1997 1998	1998 1999	1999 2000	2000 2001	2001 2002	2002 2003	2003 2004	2004 2005	2005 2006
H. Morgan	12	5	6	7	6	4	5	6	10	8	7	5	4	6	7	8
C.P. Stevens	12	6	6	7	6	4	4	4	8	8	5	4	3	2		
R.J. Delane											6	6	4	6	6	7
E.J. Skipworth											4	6	4	3		
K.C. Boughton														3	5	6
Y.C. Fahl														3	7	7
Public Servant*	9	6	4	4	5	4	5	6	10	7	1					
No. of meetings	12	6	6	7	6	4	5	6	10	8	7	6	4	6	7	8

* As from 11 August 2000 the Act does not prescribe one member of the Commission to be an officer of the State Public Service

During the year under review the Commissioners met on the following dates:

Table 2 Meetings held by the Commission 2005/2006

No.	Meeting held on:	Invited Visitors
1	12 July 2005	R. Lucas, Principal Accounting Officer
2	17 October 2005	R. Lucas, Principal Accounting Officer
3	5 December 2005	J. Murgia, Acting Principal Accounting Officer
4	31 January 2006	J. Murgia, Acting Principal Accounting Officer
5	19 April 2006	J. Murgia, Acting Principal Accounting Officer
6	17 May 2006	
7	30 May 2006	Sam Calameri, Chairperson, APC Potato Producers Committee, B. Russell, President, WA Potato Growers' Association, L. Cross, Chairperson, Western Potatoes Limited, J. Murgia, Acting Principal Accounting Officer, K. Ashforth Manager Legislation, DAFWA.
8	8 June 2006	J. Murgia, Acting Principal Accounting Officer.

All meetings of Commissioners were held at 3 Baron-Hay Court, South Perth, Commissioner Fahl participated in the April and June meetings via phone conference link from Carnarvon. The Chairman also attended meetings with Potato and Fruit industry representatives and the APC Act Review Committee. Commissioner Fahl attended vegetable industry meetings.

Annual Meeting

Since 1999 the Commissioners have met with Producer Committee chairpersons on an annual basis, in year under review they met on 4 August 2005. Past meetings have been at Midland and South Perth (DAFWA) more recently meetings have been held at Technology Park Function Centre, Bentley. Chairperson from Kununurra usually participates via video link. The Commission covers the cost of chairpersons' attendance expenses.

Table 3 Annual Meeting of Commissioners and Chairpersons

Date of Meeting	Location	Attendance	
		Commission	Committee Chairpersons
12 February 1999	Council Club Hotel, Midland	3 plus 2 staff	7 (1 apology)
27 October 2000	3 Baron Hay Court, South Perth	3 plus 2 staff	7 +2 via Video (1 apology)
9 November 2001	3 Baron Hay Court, South Perth	4 plus 2 staff	6 +2 via Video (3 apologies)
29 November 2002	3 Baron Hay Court, South Perth	3 plus 2 staff (1 apology)	10 +1 via video (2 pest control c'tees in recess).
13 May 2004	Technology Park Function Centre, Bentley.	4 plus 2 staff & Principal Accounting officer	11 + 1 apology. (2 pest control c'tees in recess)
4 August 2005	Technology Park Function Centre, Bentley.	4 plus 2 staff & Acting Principal Accounting officer	11 + 3 apology. (2 pest control c'tees in recess) Karen Bacon represented Table Grape C/person

Administration and staff

During the year Max Crake undertook duties of executive officer and Lyn Scantlebury performed the duties of finance officer. The Finance Officer was assisted by Jessica Grim to April and thereafter by Michele Speed who is employed part time. In the period July/November Jasdev Singh was employed to assist finance staff in the setting up of the Fee for Service validation report system. The Commission meets the salary cost of these staff and Treasury pays the superannuation payments of Mr. Crake.

The Commission directly employs the Executive Officer under Section 9 of the Act while the finance staff is seconded from Department of Agriculture & Food.

The Commission is responsible for collecting the Fee for Service from producers, wholesalers, exporters and retailers. Each committee is provided with a quarterly report detailing revenue and expenditure for the period, pays accounts and process committee members meeting and travel expenses. This year for the first time in August the Commission provided producers with a validation report of Fee for Service collected on their behalf. (**Refer Attachment 10 Page 100 Fee for Service Validation Mail out Report**)

Memorandum of Understanding

To establish a mutual understanding in regard to the type and level of services provided to the Commission by the Department of Agriculture and Food there is a Memorandum of Understanding Agreement between the Commission and the Department. The Memorandum is reviewed annually.

Goods and Services Tax (GST)

The Commission is GST exempt, a determination issued by the Federal Treasurer in March 2000 listed the Agricultural Produce Commission GST free under Section 81-5 of the *A New Tax System (Goods and Services) Act 1999*.

Publicity and Communication

Agricultural Produce Commission Web Site –. The Web Site provides extensive information about the Commission ie, *How to join the APC*, Annual Reports, Act and Regulations. Each producer committee has its own page and the Commission encourages the committees to utilise the Web Site to assist and promote their industry. The Web Site is maintained and regularly updated with the assistance of Department of Agriculture and Food officer, Isabel Arevalo-Vigne.

Remuneration of Commissioners

Remuneration for non-Public Servant Commissioners is set in accordance with the determination by the Minister as the rates applicable to Commissioners. The Minister approved the current remuneration rates on 7 July 2005 as follows:

Chairman	\$13,000 per annum
Industry Commissioner	\$6,500 per annum

Where applicable the travel, meals and accommodation costs of non-Public Servant Commissioners are remunerated, reimbursement is in accordance with Premier's Circular No. 2006/01 "*Reimbursement of Travel Expenses for Members of Government Boards and Committees*".

Insurance of members of Commission and staff

The Commissioners and staff are covered against accidents that may occur during performance of official business.

Legal protection of Commissioners

Under section 24 a person who is or was a member of the Commission or an employee is not personally liable for any act done or omitted to be done in good faith by the Commission.

Information held by the Commission

Because of commercial sensitivity the Commission allows only limited access to information relating to fee for service contributions by producers and dealers, in this regard both Commissioners and members of Producer Committees are required to abide by the APC Code of Conduct and all members of each committee sign the Confidential Information document. The Commission publishes aggregated information relating to the quantity of produce on which the fee for service has been collected (**Refer Attachments 5 and 6**). Any request for information should be addressed to; The Chairman, Agricultural Produce Commission, 3 Baron-Hay Court South Perth WA 6151.

APC Code of Conduct

In May 2000 the Commission adopted the *Agricultural Produce Commission Code of Conduct* (APC Code of Conduct) and is based on the *Western Australian Public Sector Code of Ethics* recommended by the Office of Public Sector Standards. The APC Code of Conduct is applicable to Commissioners and staff as well Producer Committee members and staff.

Legal Advice

The Agricultural Produce Commission is not entitled to obtain legal advice from the office of the Crown Solicitor and therefore the Commission receives legal advice when and as required from the private sector.

Advertising

The Commission places advertisements in newspapers for; nomination to producer committees, notice of intention to form a producers' committee, notice of poll, Returning Officer poll results and fee for service charges. During the year the Commission employed the services of Marketforce Productions to manage advertising.

Disclosure pursuant to Section 175ze(1) of the Electoral Act 1907

In accordance with the disclosure requirements of Section 175ZE of the Electoral Act 1907, the Agricultural Produce Commission of Western Australia reports that during the 2004/2005 financial year, the Commission incurred nil expenditure.

Advertising agencies	\$0,000.00
Media advertising organizations	0.00
Total expenditure	\$0,000.00

4. PRODUCERS' COMMITTEES

Establishment of Producer Committees

Western Australian agricultural industry* that may wish to take advantage of the Act for the provision of services can apply in writing to the Agricultural Produce Commission. An industry producer committee may be established to cover *the whole State or part of the State in relation to:*

- (a) *Any agriculture produce of a particular kind, class or variety or which possess a particular characteristic.*
- (b) *In relation to a number of different kinds, classes or varieties of agriculture produce, or*
- (c) *To achieve specified objects in relation to any agricultural produce*

Any request to join the APC is usually preceded by a period of consultation with the Commission and the agricultural industry. After giving due consideration, the Commission formally decides to start procedures by requesting the Minister to issue a direction to publish the "Notice of Intention" to establish a producers committee. The Notice invites submissions from the producers concerned for or against the proposal. The Commission considers any submissions received and may then proceed to conduct a poll to determine the level of industry support for the proposal. If producers indicate sufficient support at the poll then the Commission may establish the committee (**Refer Attachment 2, Procedures to join the APC**).

Services Provided by Producer Committees – Section 12

The services that an APC producers' committee can provide to its constituent producer members are prescribed in the Act under Section 12 (**Refer Attachment 1, Service Functions of Producers' Committee**).

The producers' committee may provide one or more of the services described in Section 12 but to ensure flexibility and to meet changing needs, the Commission recommends that all functions be adopted so that these can be provided if and when needed otherwise another poll would be required.

Established Producer Committees

As at the 30 June 2006 there were 14 producer committees established under Section 11 of the Act, plus one voluntary producer committee for which the Commission provides services under Section 19 of the Act**, the total number of committee members was 83 (**Refer Table 5**).

Committee Directions

On establishment of a producers committee the Commission issues and Gazettes a Directions document in regard to the committee's constitution, membership, terms and proceedings. During the year in a review the Commissioners addressed some concerns in regard to possible conflicts of interest where Fee for Service funded services are delivered through an industry association and on 5 December the following three paragraphs were included in the Directions document:

- “4.4 A person who is the chairperson, president, vice-president or treasurer of an organisation that provides services on behalf of the Committee pursuant to section 12(1)(m) of the Act is not eligible to be elected chairperson of the Committee.
 - 4.5 A person who is the secretary/executive officer of an organisation that provides services on behalf of the Committee pursuant to section 12(1)(m) of the Act is not eligible to be appointed secretary of the Committee except with the prior written approval of the Commission
 - 4.6 A secretary of the Committee will not hold executive powers and will act under the direction of the chairperson.”
- (The Directions document can be viewed at Committee on the APC Web Site: www.apcwa.org.au)

Dissolution of Producer Committees

Provision for the dissolution of producers committee is provided for in Section 15 of the Act. The Commission conducts a poll of the producers concerned to dissolve the committee, if the poll is in favour the Commission appoints a liquidator to wind up the committee.

* **Agricultural Industry** within the meaning of the Act is defined on Page 3 of this Report.

** **Under Section 19 of the Act** a voluntary producers committee functions in the same manner as APC producer committee established in accordance Section 10 of the Act, except that participation by producers and payment of fee for service is voluntary. In 1999 the Commission polled WA turf producers to establish a committee, the poll failed to achieve majority support, subsequently the Turf Growers Association requested that the APC provide services to a turf producers voluntary committee. As at 30 June about 60% of turf producers were contributing to the voluntary Fee for Service.

Horticultural Producer Committees

The services of the Act are provided to a wide range Western Australian horticultural producer. Horticulture is defined in the Regulations of the Act as:

- (a) Wine, fruit and the juices of fruit, whether fresh or processed.
- (b) Vegetables and the juices of vegetables, whether fresh or processed.
- (c) Nuts including processed nuts.
- (d) Flowers, whether fresh or dried.
- (e) Plants, including grass and other herbaceous plants, grown for sale as living plants.

Coverage by APC producer committees is around 63% percent of WA horticultural industries. (Refer Table 4). Possible future horticultural committees may come from the olive, turf and wine industries.

Table 4 - Coverage of the Agricultural Produce Commission of Western Australian horticultural industry

Industry/sector	Gross value of Production (\$m)	Percentage
Member industry:		
Avocado	7.8	1.2
Carnarvon bananas	7.2	1.1
Carrots	41.5	6.6
Citrus fruit	8.5	1.4
Kununurra (fruit and vegetable production)	37.9	6.1
Potatoes	34.7	5.5
Pome fruit	50.7	8.2
Strawberries	17.8	2.8
Stone fruit	37.1	5.9
Table grapes	10.3	1.6
Turf (voluntary)	21.6	3.4
Vegetables (Excluding carrot, potato, Mushrooms, tomatoes, herbs & Kununurra vegetable production)	120.6	19.3
Total:	395.7	63.1
Horticultural industries that maybe polled to join the APC during 2006/2007:		
Olives	4.3	0.7
Turf (non-voluntary)	5.4	0.9
Wine Grapes	119.3	19.0
Total:	129.0	20.6
Non member horticultural industry:		
Floriculture – cut flowers	38.7	6.2
Floriculture – nurseries	37.7	6.1
Fruit – Other (including Kiwi fruit and tropical fruits other than that grown in Kununurra & Carnarvon bananas)	16.5	2.6
Vegetables – Other (herbs, mushrooms & Tomatoes)	9.1	1.4
Total:	102.0	16.3
Grand Total:	\$m626.7	100%

Source: Australian Bureau of Statistics 2003/2004

Prescribed Agricultural Producer Committees

In addition to horticultural the Act provides for the cover of “such other agricultural industry as may be prescribed but excluding broadacre cropping and grazing industries”.

In response to requests by the pork, beekeeper and egg producing industries these commodities were prescribed and gazetted as agricultural industries under section 3.1 of the Act and therefore became eligible to join the APC. Following due process the Commission established committees for the pork and egg producing industries in 2002 and a committee for the beekeeping industry was established in 2003.

Table 5 - Members of APC Producer Committees as at 30 June 2006

Producers' Committee	Members	Term Expires	Producers' Committee	Members	Term Expires
APC Avocado Producers' Committee (Established 1991)	Ron Hansen (Chairperson) Alan Blight Dave Duncan John Hallion Wayne Franceschi Mike Simon	31/5/09 31/5/09 31/5/07 31/5/07 31/5/07 31/5/07	APC Pome, Citrus & Stone Fruit Producers' Committee (Established 1994)	Vin Vazzardis(C'person) Geoff Fawcett Steven Guimelli Peter Gubler Henry Jarvis Angelo Logiudici Jeremy Keast Harvey Giblett Vic Grozotis Tony Vincenti Vacancy Vacancy	31/5/07 31/5/07 31/5/07 31/5/07 31/5/08 31/5/07 31/5/08 31/5/07 31/5/07 31/5/07 31/5/08 31/5/07
APC Beekeepers Producers' Committee (Established 2003)	Harry East (Chairperson) John Davies Dan Dowsett Colin Fleay Glen Pattinson	31/5/09 31/5/08 31/5/09 31/5/08 31/5/09	APC Potato Producers' Committee (Established 2001)	Sam Calameri (C'persn) David Anderson Domenic Della Vedova Anthony Marinovich Herbert (Burt) Russell Ross Ryan Darryl Smith	31/5/07 31/5/07 31/5/07 31/5/07 31/5/07 31/5/07 31/5/07
APC Bridgetown-Greenbushes Fruit Fly Baiting C'tee (Established 1996)	Committee in recess		APC Strawberry Producers' Committee (Established 1995)	Gerry Verheyen (Chair.) Neil Handasyde Kerry Langlands Wes Tweedie Anthony Yewers	31/3/07 31/5/09 31/5/07 31/5/09 31/5/07
APC Carnarvon Banana Producers' Committee (Established 1999)	Bruce Munro (Ch'person) Michael Andreoli Ivan Bilcich Tom Day Darryl Hardman John Thomas	31/5/08 31/5/07 31/5/08 31/5/07 31/5/08 31/5/07	APC Table Grape Producers' Committee (Established 1991)	Vlade Skroza (C'person) Matt Katich Tony Lovreta Phil Moyle Peter Nuich Allan Price Kim Taylor	31/5/09 31/5/09 31/5/09 31/5/08 31/5/08 31/5/09 31/5/09
APC Carrot Producers' Committee (Established 1994)	Figaro Natoli (Ch'person) David Anderson Sam Calameri Albert Grubelich Frank Tedesco	31/5/08 31/5/07 31/5/08 31/5/07 31/5/07	APC Vegetable Producers' Committee (Established 2005)	Maureen Dobra (Ch'man) David Anderson Rod Copeland Paul Humble Bradley Ipsen Anthony Marinovich Jason Neave Howard Shapland Sue Watson	31/5/08 31/5/08 31/5/07 31/5/08 31/5/08 31/5/07 31/5/07 31/5/08 31/5/07
APC Egg Producers' Committee (Established 2002)	John Simpson Ch'person) Terry Rae Joe Sacca Ian Wilson Terry Woodard	31/5/08 31/5/08 31/5/08 31/5/07 31/5/07	Turf Producers' Voluntary Committee (Established 1999 by the Turf Growers Association)	Ray Moir (Chairperson) Tony Dimasi Peter Paino John Maas	31/5/09 31/5/09 31/5/09 31/5/09
APC Katanning Fruit Fly Baiting Committee (Established 1996)	Committee in recess				
APC Kununurra Crop Pest Control Producers' Committee (Established 1997)	Lachlan Dobson Acting Chairperson Tim Croot Stefanie Eppler Judy Fairclough David Menzel Vacancy Vacancy	31/5/09 31/5/08 31/5/08 31/5/09 31/5/08 31/5/08 31/5/08			
APC Pork Producers' Committee (Established 2002)	Dr Rob Wilson (C'person) Keith Ashton Jon Bradshaw Dr. Chris Brennan Graeme Dent Neil Ferguson Vacancy	31/5/08 31/5/07 31/5/08 31/5/08 31/5/07 31/5/08 31/5/07			

Committee Members - Tenure of office.

The Commissioners appoint members of producer committees for a maximum of three-years, the Act also provides for elected committee members if it is of the opinion of Commissioners that a poll of producers' should be held.

To preserve continuity of service and experience, committee tenures are usually arranged so that only about half member terms expire in any given year. This is achieved by varying the first round of appointments for new committees between two and three year terms, the subsequent appointments are for three year terms that commence on 1st June and expire on 31st May in the final year of tenure. The Commission appoints one member as the inaugural committee chairperson for three-year term; the committee appoints subsequent chairpersons.

Each year committee members whose tenure is due to expire on 31st May are reminded by letter in April and invited to re-nominate, the positions are also advertised in appropriate newspapers and industry newsletters and committee chairpersons are advised of any forthcoming vacancies. The various industry associations or groups are also advised of the vacancies. **(Producers appointed to APC committees in May 2006 are set out in Attachment 3, Page 60.**

Casual vacancy – When a Committee vacancy occurs other than by effluxion of time, the Commission will appoint a producer to take the place of the person who has vacated the office. A person so appointed holds office for the balance of the term of the member whose place he or she takes.

Remuneration of producer committee members

The producers' committee decides if members are to receive remuneration for time spent on committee business. The maximum remuneration that committees members can receive were approved by the Minister in November 2002 are as follows:

Producers' Committee chairperson	\$330 per day (meeting of over 4 hours). \$220 per part day (meeting of less than 4 hours).
Member of Producer Committee	\$220 per day (meeting of over 4 hours). \$150 per part day (meeting of less than 4 hours).

In addition committee members can claim travel cost while undertaking Commission business, incidental expenses, e.g. telephone and fax charges, must be supported by documentation. In April circular No. 2006/1 from the Premier clarified remuneration for travel expenses for boards and committees. The main change was in regard to the mileage allowance, i.e., "irrespective of where a meeting is held (metro or country location), mileage is only paid for that travel where the member travels in **excess of 50 kilometres each way** to/from the meeting by the most direct route."

Insurance of producer committee members

The Commission insures producer committee members against accidents that may occur during performance of official business.

Legal protection of producer committees

Under section 24 of the Act a person who is or was a member of a producers' committee, or an employee of a producers' committee is not personally liable for any act done or omitted to be done in good faith by a producers' committee.

Administration costs of producer committees

The cost incurred by the Commission in general administration, managing the accounts and compliance with various acts is met by per cent charge on the fee for service raised. As from 1 January 2006 per cent administration charge was increased from 10% to 11% except for APC Pome, Citrus and Stone Fruit Producers' Committee the charge was increased to 14%. At the annual review of the domestic ware potato Fee for Service for the purpose of potato promotion activities, the administration charge was increased from 1% to 2% as from 1 February 2006. The fruit and ware potato administration fees were varied to reflect the actual administration costs incurred for these commodities. When a committee suspends fee for service charges then a nominal annual fee is charged to the committee to cover the cost of maintaining accounts and provision of services, this

applies to APC Carrot Producers' Committee, APC Egg Producers' Committee and APC Kununurra Crop Pest Control Committee. APC administration costs are subject to ongoing review and are related to the level services provided to each committee.

No charge is imposed on moneys raised by committees from other sources such as for interest, federal research funds or advertising income earned from committee funded industry newsletter or other publications.

Committee Protocol

In October 1999 the Commission issued a protocol in regard to the relationship between an APC producer committee and related industry organisations and reads as follows:

Producer Committees for particular Agricultural Industries are formed after extensive discussions with producers within the industry and a poll of all producers, and provided a majority of those producers voting are in favour a Producers' Committee may be formed by the Agricultural Produce Commission (APC).

The Producers' Committee must then function in accordance with the Agricultural Produce Commission Act 1988 and within the functions of Section 12.1 agreed to in the poll. Producers appointed to the Committee are representatives of the industry in their own right and do not represent individual sectional interests. The Committee may seek advice from these interests.

It is the Committees responsibility to determine the services to be provided for the benefit of producers, estimate the cost of these services and then recommend a "fee for service" to the APC to recover these costs. In determining the "fee for service" and the extent of the services to be provided the committee takes into account the ability of producers to meet this cost.

Where the functions of the Committee include S12.1(m) "arrange for the provision of all or any of the services by another person or organisation" e.g., an Industry Association it is appropriate, and necessary for the committee to liaise closely with that organisation. The budget of the organisation would need the approval of the committee and the final accounts audited.

The APC encourages co-operation between the various sectional interests within the industry to ensure the maximum benefits to all producers from the functions performed and financed by the "fee for service".

Procedural manual for producer committees

The Commission in accordance with sound corporate governance principles has circulated a Procedural Manual for Producers' Committees. The manual details the responsibilities and mode of conducting business and includes purchasing requirements plus contracting and acquittal framework guide. The manual can be accessed on the web site at: www.apcwa.org.au

FEE FOR SERVICE

The services provided by producer committees to their constituent producers are funded through the "fee for service". The Fee for Service is covered by Section 14 of the Act and prescribed Regulations. The Services are prescribed under Section 12.1 of the Act.

As part of the annual budget preparation APC producer committees determine the services that are to be provided to their constituent producers (**Refer attachment 1 – for list of services that can be provided in accordance with Section 12.1**). To finance services, the committees also determine the "fee for service" that is charged to industry members on all sales of the produce. Before the Fee for Service charge can be implemented the Commission's endorsement is required plus final approval from the Minister. The Commission records all Fee for Service collections to the relevant producers' committee.

On occasion committees collect monies from other sources such as matching research funds from national bodies. If requested the Commission will administer these funds on behalf of the producers' committee, to date the Commission has not charged for this service.

Fee for Service Compliance - The Act requires that all producers must contribute to the Fee for Service, this ensures that producers and their industry receive full benefit of the services. Non-compliance by some producers is a concern to most committees. The collection and manner of payment of the Fee for Service is prescribed under Section 14.3 and Regulations.

Fee for Service Governance Policy – The Fee for Service Governance Policy sets out procedures in regard to:

- a) **Follow up** – Follow up of timeliness of fee for service return
- b) **Producer Committees** - Producer committees queries on fee for service,
- c) **Compliance Notices** – Issuing of warning Notices for fee for service non-compliance.
- d) **Fee for Service validation** - Fee for Service verification statements are sent to producers for them to validate fees collected on their behalf. (Refer attachment 10 Page 94 *Fee for Service Validation Mail out 2005 Report*).

Fee for Service Regulations:

- **Horticulture Industry** - For horticultural industries the manner in which a producer pays the Fee for Service is governed by *Agricultural Produce (Horticultural Industry) Regulations 2001*. Regulations 2 to 5 provide for the collection of Fee for Service from producers by any person who is a dealer (producer, market agent, wholesaler, retailer or exporter). Regulation 8 requires dealers to remit Fee for Service collections to the Commission not later than 14 days after the end of the month that the transaction has occurred. For APC community fruit fly baiting committees Regulations 6 provides for local government authority to collect fees. Penalties apply for non-compliance.
- **Beekeeping Industry** - The Fee for Service for beekeepers is governed by the *Agricultural Produce (Beekeeping Industry) Regulations 2003*. Under the beekeeper Regulations the Department of Agriculture collects the Fee for Service on behalf of the APC, this is done in conjunction with the collection of the beekeeper registration fees that are collected under the *Beekeepers Act 1963*.
- **Pork Industry** – The *Agricultural Produce (Pork Production Industry) Regulations 2004* govern the collection Fee for Service through abattoirs to collect and remit to the Commission not later than 14 days after the end of the month.
- **Egg Industry** – The *Agricultural Produce (Egg Production Industry) Regulations 2006* were Gazetted on 31 March 2006 and provide collection of Fee for Service direct from egg producers. However as at the 30 June 2006 the industry is still to decide commencement date for Fee for Service charges.

Electronic Transfer of Fee for Service data – Since April 2004 the Commission has made provision for electronic transfer Fee for Service Returns and remittances by dealers. Producers and dealers can access the Return Form in excel format on the APC website at www.apcwa.org.au.

Voluntary Fee for Service – Fee for service can be provided for voluntary horticultural groups under Section 19 of the Act, the fee is not compulsory and therefore Section 14 and Regulations do not apply. The Fee for Service for the turf industry is a voluntary fee.

Table 6 - Changes to Fee for Service during 2005/2006

Committee	Fee for Service change
APC Potato Producers' Committee	Total Fee for Service for local ware potato production including promotion services adjusted: \$26.15 per tonne, To operate from 1 October 2005 – Published: <i>Government Gazette</i> 13 September 2005
APC Pome, Citrus and Stonefruit Producers' Committee *	Fee for Service for pome fruits increased to: Apples, pears and nashi fruit (packed) @ \$0.0067 per kilogram To operate from: 1 July 2006 - Published in <i>Government Gazette</i> 30 May 2006
APC Potato Producers' Committee	Fee for Service for potato sold by producers adjusted as follows: Processing Potatoes – Export \$4.00 per tonne Processing Potatoes – Local (Domestic) \$4.00 per tonne Seed Potatoes - Export \$4.00 per tonne Seed Potatoes – Local (Domestic) \$4.00 per tonne Ware Potatoes – Export \$5.00 per tonne Ware Potatoes – Local (Domestic) \$20.00 per tonne As from: 1 July 2006 - Published: <i>Government Gazette</i> 30 May 2006
APC Vegetable Producers' Committee	Fee for Service for vegetable industry increase to: \$0.02 per individual pkg of vegetable product weighing 100 kilograms or less. \$0.07 per individual package of vegetable product weighing more than 100 kg. The above fee for service to apply to vegetables sold by producers except herb, potato, mushroom, tomato and Kununurra vegetables – As from 1 July 2006 Published: <i>Government Gazette</i> 30 May 2006

Table 7

- Fee for Service charges as at 30 June 2006

<u>Apples</u> Package size: Service charge: (From 1/7/2006 fees to be increased to \$0.0067 per kg)	<u>Tray</u> 1.5 cents (\$0.0034 kg)	<u>22 Litre</u> 4.5 cents (\$0.0034 kg)	<u>36 Litre</u> 6 cents (\$0.0034 kg)	<u>Bins</u> \$1.45 (\$0.0034 kg)	<u>Tonne</u> \$3.00 (\$0.0025 kg)	
<u>Avocados</u> All pkges – Service charge:	\$0.0150 per kg					
<u>Beekeepers</u> Service charge: Service charge per beehive	\$10.00 per beekeeper per annum (calendar year 2006) @ \$1.00 per hive per annum (calendar year 2006)					
<u>Carnarvon Bananas</u> Service charge:	<u>13 kg ctn</u> 23 cents (\$0.0177 kg)	<u>15 kg tub</u> 26 cents (\$0.0177 kg)				
<u>Citrus (Mandarins)</u> Package size: Service charge:		<u>15 litre packed 10kg</u> (\$0.0130)	<u>18 Litre Loose filled 10 kg</u> (\$0.0130)	<u>22 Litre returnable crate 10 kg</u> (\$0.0130)		
<u>Citrus (Other)</u> Package size: Service charge:	<u>Oranges</u> <u>Net bag 3 kg</u> 3 cents (\$0.0100 kg)	<u>Tray</u> 5 cents (\$0.0100 kg)	<u>22 Litre</u> 14 cents (\$0.0100 kg)	<u>36 Litre</u> 20 cents (\$0.0100 kg)	<u>Bins</u> \$4.00 (\$0.0100 kg)	<u>Tonne</u> \$10.00 (\$0.0100 kg)
<u>Eggs</u> Service charge:	Fee for service not commenced.					
<u>Kununurra Horticultural Produce</u> Service charge:	Fee for Service suspended from 1 st July 2005					
<u>Pears & Nashi - Package:</u> Service charge: (From 1/7/2006 fees to be increased to \$0.0067 per kg)	<u>Tray</u> 1.5 cents (\$0.0034 kg)	<u>22 Litre</u> 4.5 cents (\$0.0034 kg)	<u>36 Litre</u> 6 cents (\$0.0034 kg)	<u>Bins</u> \$1.58 (\$0.0034 kg)	<u>Tonne</u> \$3.00 (\$0.0025 kg)	
<u>Pork</u> Service charge:	0.8 cents per kilogram carcass weight					
<u>Potatoes</u> Service charge:	Processing, seed and ware export potatoes @ \$3.65 per tonne Domestic ware potatoes @ \$26.15 per tonne (As from 1/7/2006 fees to be adjusted to \$4 tonne for processing and seed potatoes & \$20 per tone for domestic ware potatoes & \$5 tonne for export ware potatoes)					
<u>Strawberries</u> Package size: Service charge:	<u>Tray</u> x2 kilo loose 2 cents (\$0.0100 kg)	<u>Tray</u> 4 kilo loose 4 cents (\$0.0100 kg)	<u>Tray</u> (Euro punnet) 3 cents (\$0.0100 kg)	<u>Std Tray</u> x12 punnet 3 cent (\$0.0100 kg)		
<u>Stone fruit</u> Package size: Service charge:	<u>Tray</u> 3 cents (\$0.0090 kg)	<u>22 Litre</u> 9 cents (\$0.0090 kg)	<u>Bins</u> \$3.17 (\$0.0090 kg)	<u>Tonne</u> \$6.00 (\$0.0090 kg)		
<u>Table grapes</u> Package size: Service charge:	<u>18 litre</u> 7 cents (\$0.0070 kg)	<u>22 litre</u> 9 cents (\$0.0070 kg)	<u>36 litre</u> 14 cents (\$0.0070 kg)			
<u>Turf Producers' Voluntary Service charge:</u>	Annual voluntary service charge: \$100.00 per hectare of turf under production.					
<u>Vegetable Fee for Service:</u> (Fees to be increased from 1/7/2006 to \$0.02 per 100 kg or less & \$0.07 per 101 kg & over)	\$0.005 per individual package of vegetable product weighing 100 kilograms or less. \$0.05 per individual package of vegetable product weighing more than 101 kg. Applies to vegetables sold by producers except herb, potato, mushroom, tomato and Kununurra vegetables -					

5. SIGNIFICANT EVENTS DURING THE YEAR

Establishing Producer Committees

Establishment of new producer committees is a Commission priority, set out below is report on committee establishment activity.

Possible industry polls:

a) Turf Industry poll - The APC provides administrative services to the Turf Producers' Voluntary Committee, this committee was established by the Turf Growers Association (TGA) to which the APC provides administrative services under Section 19 of the Act for the collection of a voluntary Fee for Service. The voluntary Fee for Service is contributed by about 60% of the WA Industry, representing about 80% of WA turf production, and is used to fund turf research at the University of Western Australia (refer report Page 24). The establishment of the Voluntary Committee followed the producers' poll in 1999 that narrowly failed to obtain support for a compulsory Fee for Service under Act. As the benefits of turf research funded by the voluntary Fee for Service are more generally recognised Turf Growers Association has considered requesting the conduct of another poll to establish a producers committee that is fully supported by the Act. However a recent national poll approved the established a federal turf levy and this event for the time being has delayed any consideration of another APC poll.

b) Wine and Wine Grape Industry poll - The Wine Growers Association obtained industry endorsement in October 2005 for constitutional structural changes, instead of regional based representation the executive now comes from various sections of the industry with provision for representation of both small and large producers, wineries plus professional input. During 2006/2007 year the Association will further consider Fee for Service funding, particularly in regard to promotion and research for the WA industry.

c) Nursery industry poll - The Nursery and Garden Industry Association and Hortguard group have been considering setting up of a Fee for Service.

d) Community Fruit Fly Baiting Committee, Manjimup – The Shire of Manjimup requested the Commission to establish community fruit fly baiting committee for the Town of Manjimup. However because of problems experienced in the past with fee collection for town baiting schemes, the Commission had to insist that the Shire take responsibility for any unpaid service accounts. The Shire having the data base for rate collection is better placed for maintaining the small fee baiting accounts. However the Shire was not willing to agree to taking on debt responsibility and therefore an APC poll will not be conducted. It is understood that Shire may now consider a local voluntary fruit fly baiting scheme.

Agricultural Produce Commission Act - Procedures for adoption of Section 12.1(la) of the Act
Included in the APC Act amendments in 2000 was the inclusion of additional clause to Section 12.1 service functions. The new clause listed as “la” provides for the funding of compensation producer losses due to pest or disease incursions and reads as follows:

la) establishment of compensation schemes for the benefit of producers whose agricultural produce is destroyed as a result of action taken to control a pest or disease.

Thus some committees established before 2000 have considered adopting this clause by special poll, while committees established since 2000 have included “la” in their functions. Committees that have adopted the “la” service are Beekeepers, Pome, Citrus & Stone Fruit, Potato, Pork, Egg, Vegetable and Carnarvon Banana Producers’.

PRODUCER COMMITTEE ACTIVITY:

Producer Committee activity Reports received from Committee Chairpersons for the 2005/2006 fiscal year:

APC Avocado Producers’ Committee

Chairperson: Ron Hansen

The Season – Committee Chairperson, Ron Hansen noted that the past season was an improvement on the previous year in the Perth Metropolitan area, though production increased the large volume of small sized fruit depressed prices. Due to unfavourable weather conditions, the South West region had a disappointing production result being well down on the previous season.

Avocado Research and Promotion – Research into fruit quality at various harvest temperatures was delayed due to unusual mild ambient temperatures, this project will be continued in the next season. Funding was provided for store merchandising visits to guide retailers on presentation and handling of avocados. Funding also provided for services provided by the Avocado Growers Association of WA.

Industry Development Officer Proposal - The proposal to employ an avocado industry development officer should be considered “work in progress” as the Committee awaits on decisions from other parties, the viability of the proposal is reliant on sufficient funding support from Horticulture Australia Limited.

APC Beekeepers Producers’ Committee

Chairperson, Harry East, Secretary, Lucy Beckwith

Bio-Security Service functions - The APC Beekeepers Producers’ Committee has been in operation now for three years and the Committee feels that the services provided to industry are showing some very positive results. The Committee set the 2006 Fee for Service charges same as previous year and the following services to industry were funded:

1. The Bee Informed Newsletter – continues to improve communication on bio-security and industry matters.
2. Surveillance & Monitoring Program - to assist Department of Agriculture and Food with the BeeGuard® programme that checks industry hives for pests and disease.
3. Research – A DNA research project to look at the genetic diversity in the WA bee breeding lines, first stage has been completed and the positive results released to

industry, the second stage is now in progress. Because of acceptable level of bio-security and educational content the Committee, at the request of the AAA Conference, agreed to provide financial support in the form of a 50% subsidy on registrations to all registered beekeepers and associated persons in WA for the International AAA Conference. The Conference was held in Perth in March 2006, Conference papers are being made available to industry and for publication in the Bee Informed Newsletter.

Three Committee member's terms expired in May 2006. Re-appointed were Harry East, and Dan Dowsett and new member Glenn Pattinson for three-year terms. Retiring member was Phil Sammut who we wish to thank for his valuable contribution that he made to the Committee over the last two and a half years.

APC Carnarvon Banana Producers' Committee

Chairperson: Bruce Munro, Committee Secretary & Scheme Manager: David Parr

The Industry - The banana industry has further contracted from 65 to 56 growers over the last year and the area under production was 133 ha at June 2006 compared to 144 ha in December 2004. District average production in the 2005 calendar year was 32 tonnes per hectare and was an 18% decrease on 2004. The reasons for the decline in average yield are not clear and are most likely a combination of factors that include nematodes and the change in weather pattern.

Seasonal outlook – Summer cyclone activity at times threatened but fortunately did not effect the plantation area but instead brought wide spread rain in the upper Gascoyne tributaries that resulted in good river flows, commencing in January and February a small flow continued through to May. All the aquifers should now be fully recharged. Banana production is valued at \$5.75 million in 2005 with an average carton gross value of \$17.40. The loss of the majority of the Queensland crop from Cyclone Larry in March has resulted in a serious shortage of bananas countrywide. Wholesale prices are commonly in excess of \$100.00 per 13 kg carton, this remarkable windfall is expected to last until the end of the year when Queensland production is expected to resume.

Sweeter Banana Co-op - The Sweeter Banana Co-op membership is now 66% of the producers and packs/markets 85% of the total area banana production.

Carnarvon Banana Industry Compensation Scheme - There was no storm damage to banana crops nor incursions of exotic disease during 2005/2006 and therefore no claims on Scheme funds. A high level of compliance with Fee for Service obligations has been maintained with the assistance of APC Finance staff. Underpayments have been investigated and recovery of owed funds is in progress. Overpayments are rare. The information collected annually for the calculation of Scheme compensation purposes in case of claim events also provides the data to allow checking the correctness of payments by agents. Finding an Insurance Company to underwrite the Scheme as affordable storm cover is still unavailable. The balance of the Scheme funds at 30st June 2006 was \$5,004,645.

Banana Bio-security Project - The delivery of the modified bio-security plan has continued and the producer manual has been distributed and explained on an individual basis. Included is resource material on the major exotic pests and diseases, a sampling kit, a best practice growing guide and an action plan if something unusual is detected. A farm gate Bio-security warning sign has also been distributed to all producers, the sign has been well received and there are many reports that they are successful in keeping the wandering tourists at bay! The plan has continued with publicity directed at tourists who are considered a major potential source of unwanted pests, diseases and weeds.

Nematodes - The management committee has approved the expenditure of funds on a small investigation to establish the extent of the recently recognised nematode infestations in banana crops.

Legislation Review - The review of legislation affecting the banana industry has not yet been conducted as the Department of Agriculture and Food is currently conducting a wide ranging review of bio-security related legislation. The aim of the review is to condense several acts into one and until the details are known we have decided to put the review on hold.

The Committee - There have been no changes to the committee membership during the year and the Committee met on two occasions.

APC Carrot Producers' Committee

Chairperson: Figaro Natoli

Western Australian Carrot Research and Development - Funding for the needs of Western Australian carrot research and development (R&D) had for ten years been addressed through the APC Carrot Producers' Committee. The Committee shares members with, and works closely with, the *Carrot Association for Research and Development* (CARD) which represents carrot producers in WA. From the time when the Committee was established in 1994 R&D projects were financed by Fee for Service funds, then in 1997 the *National Vegetable R&D levy* was introduced and therefore the Committee suspended collection of the Fee for Service. Since then, the intention has been that the national levy programme funds carrot industry priorities. However CARD has identified a number of gaps in research that the National programme does not consider a high priority. Because approximately 90% of Australian export carrots are produced in WA the local focus has mainly been on export related issues. The combination of increasing international competition and the strong Australian dollar has seen the value of WA carrot exports fall 25% from \$43.3 million in 2001/02 to \$32.2 million in 2004/05. To make sure that issues important to the WA industry are adequately funded, future consideration may be given to further funding through the Fee for Service. Activities that are of national significance will continue to be directed through the Horticulture Australia/AUSVEG programme, while local WA issues could be supported through the Fee for Service."

Future Fee for Service Funding for Carrot industry – In 2005 the APC conducted a successful poll of the vegetable industry for the establishment of the APC Vegetable Producers' Committee. As the poll included carrot producers' the vegetable industry fee for service will in future fund carrot industry services.

APC Community Fruit Fly Baiting Committees

The Mediterranean fruit fly (*Ceratitis Citrata*) is a major pest for both commercial and non-commercial fruit producers. The Commission become involved with fruit fly baiting schemes when changes to the Plant Diseases Act resulted in the suspension of public funding for fruit fly baiting via the Agricultural Protection Board.

The Commission establishes fruit fly baiting schemes under Section 12.1(b) of the Act and by the prescribing of Mediterranean fruit fly under Section 19a the APC fruit fly baiting committees can provide the services to non-commercial or back yard fruit producers. The Plant Diseases Act, Section 17a (1) provides right of entry for any person engaged by an APC committee to bait fruit trees.

The Commission has established two community fruit fly baiting committees, the APC Bridgetown-Greenbushes Fruit Fly Baiting Committee and APC Katanning Fruit Fly Baiting Committee, however due to number of reasons both committees are in recess. In Bridgetown the Shire Council could not agree to support the town-baiting scheme and without the administrative support that a local government can provide it was impractical for the committee to operate. Though the Katanning committee achieved excellent results in its first few seasons this did not persist due partly to inadequacies of the Act that then existed and the reluctance of the Shire to continue with the arrangement. Finally in 2001 the Shire withdrew its support for the Scheme.

In view of past experience particularly in the collection of fee for service charges the Commission has resolved in future not to consider establishing a community fruit fly baiting committee without full support of the local government authority, this includes taking responsibility for scheme debt recovery and associated costs.

APC Egg Producers' Committee

Chairperson: John Simpson, Secretary: Lucy Beckwith

The Egg Industry - The egg industry in Western Australia was deregulated on 2 July 2005 under the National Competition Policy reforms. From the former Egg Marketing Board a producer owned company West Coast Eggs Limited has been formed and uses the "Golden Egg Farms" trade mark. Industry continues to rationalise with the impending introduction on 1 January 2008 of new layer hen housing standards, which are to be implemented under amended animal welfare legislation.

Seasonal Review - Until April 2006 there was a surplus of eggs over demand in the Eastern States and coupled with some Eastern States producers wishing to become national marketer's saw eggs being imported into Western Australia causing a reduction in price at the wholesale level.

There have been more Stable Fly outbreaks and this has prompted the Stable Fly Management Steering Group to further reduce the period for the application of raw poultry manure in designated areas from four to three months, i.e., June, July and August.

Committee Funded Services - Due to the major changes brought about the industry rationalisation the APC Egg Producers' Committee has requested that the introduction of the egg industry Fee for Service charge be delayed. Instead the Committee will finance the 2006/2007 budget from funds transferred from the former Poultry Trust Fund. Projects the Committee will be funding include advertising and promotion these are: The "WA-Laid" campaign; writing the history of the egg industry in Western Australia and providing the Workboot series book "The Story of Eggs" to all primary schools in Western Australia.

Association change of name - The egg industry in Western Australia is represented by its producer association the Poultry Farmers Association of Western Australia [Inc] (PFA) which was incorporated on 1 December 1948. The PFA has now adopted a new constitution incorporating a name change and as from 1 July 2006 will be known as "The Commercial Egg Producers Association of Western Australia [Inc]" or "CEPA".

APC Kununurra Crop Pest Control Committee

Acting Chairperson: Lachlan Dobson, Secretary: David McKerrell

Fee for Service suspension – The Committee decided to suspend Kununurra fruit and vegetable Fee for Service from 1st July 2005 until further notice and instead funding by a Shire community based bio-security scheme will take its place. The main reason for this decision being that many producers did not see any purpose in the Committee operations. This was particularly so with cucurbit producers who represented a large percentage of production and therefore were disadvantaged as they contributed a major proportion of the fees but could not see any benefit, therefore achieving a successful level of compliance was made all the more difficult.

OrdGuard Bio-security Plan - As the introduction of the new OrdGuard Bio-security Plan to cover the Ord River Irrigation Area (ORIA) has placed greater emphasis on the implementation of more community based bio-security, and with less emphasis on fruit fly and melon thrips monitoring and eradication. This means that the cost of maintaining bio-security in the ORIA is more evenly spread across the whole community as opposed to just the irrigated agriculture industry. All Committee members have taken a role on the OrdGuard Bio-security Plan Board of Management, which is a Sub-Committee of the Kimberley Primary Industries Association

APC Pome, Citrus and Stone Fruit Producers' Committee

Chairperson: Vin Mazzardis

WAFGA Apple and Pear Council - A major outbreak of apple scab in the Perth Hills has caused this part of the state to be quarantined. Overall the crop was slightly less than the previous year. The Apple and Council Chairperson, Angelo Logiudici reported that the past year serves as a reminder of the high level of uncertainty that the fruit industry exists in, and how fragile is our operating environment. The pome budget for 2005/06 was \$495,232, broadly similar to that of the previous year, with the majority of expenditure planned in the three key areas; Industry Development Officer, promotion and a surveillance programme for codling moth and apple scab.

In November 2005 activity and allocation of resources altered significantly with an incursion of apple scab on one property in the Perth Hills. The Council continues to work closely on the eradication and surveillance programme with the Department of Agriculture and Food to ensure WA's area freedom status is returned.

In January, representatives of the Council visited all regions to detail the apple scab programme and outlined costs and a proposal to increase the level of fee for service to meet the costs of the incursion. We received strong support from producers at these meetings and as a result approached the Agricultural Produce Commission requesting an increase in the rate. Subsequently, a new rate was established on July 1st 2006. The collection of Fee for Service in 2005/06 was reasonably consistent within the budget and with the new increased rate can expect meet all apple scab incursion related costs and then have sufficient funds to continue with pome industry development, promotion and related programmes.

The promotional programme continues to be a success, so far this season there have been conducted over 400 hours of in-store demonstrations of apples and pears. The key message continues to be that apples and pears are healthy for you, are fresh and grown locally.

The Pome Industry Development Officer project completed its first three-year contract in May 2006. This project is part funded through Horticulture Australia and funding has been approved for a second three-year project. Since commencing, the position has provided the Council with the capacity to become involved in a number of additional activities. The position is currently vacant and the Council is in the process of making a new appointment, we anticipate that producers will continue to see the benefits of having a Pome Industry Development Officer.

WAFGA Citrus Council - The 2005 citrus crop was of good quality and consistent high prices were obtained, the only hiccup was in August when there was a glut of Eastern States fruit. Promotion was a success this year with an increase of production of approximately 10%, but a low point was the closure of the Berrivale juicing factory, fortunately Harvey Fresh has stepped into the breach and taken up full production of juice fruit. New developments, along with 200 hectares of grapefruit in Kununurra, there are also new projects in the Moora and Gingin areas, unfortunately there is little or no information coming from these projects. Tax investment schemes are a big worry to any fruit industry, the result is over production in a limited market, over production in the wine industry is a good example.

WAFGA Summer Fruit Council - The past season has been a mixed one due to frost affecting the fruit crop at flowering time with variance from orchard to orchard. A recent survey of the crop across the state has shown the crop well down on last season.

The exporting of plums was difficult this year due to Taiwan requiring all stone fruit to be sourced from areas free from Queensland fruit fly. Therefore exporters could not guarantee prices to producers resulting in approximately 100,000 cartons only being exported overseas.

Eastern States Fruit Movements - A major concern is the difficulty in keeping track of the large quantity of pome and stone fruit now being sent to main supermarkets in the Eastern States. Due to confidentiality restrictions WAQIS is still not very forthcoming with information regarding produce going to the Eastern States.

Stone Fruit Tree Survey - To determine the size of the stone fruit industry in WA a tree survey is urgently needed due to very large new plantings from Manjimup to Northampton.

The Committee - There were three committee meetings held during the season, major points of discussion were the apple scab outbreak and the information provided in regard to fee for service collection for all commodities. We lost the services of Robert McFerran, WAFGA Executive Manager during the year and we wish him well in his future endeavour. Alan Hill who was previously the Pome Industry Development Officer is now Executive Manager.

APC Pork Producers' Committee

Chairperson: Dr Rob Wilson

Fee for Service funded services – The APC Pork Producers' Committee budget for 2005/06 provided for a range of activities covering technology transfer and adoption program, training activities, research and industry administration.

Education and Training - The WA Pork Industry Training and Education Committee (WAPITEC) was again funded to support a training officer whose role is to coordinate and promote the development of skills within the WA pork industry.

The Committee supported the Department of Agriculture and Food (DAFWA) role in providing technology transfer to the pork industry with the aims to improve the knowledge base of producers. This was carried out via seminars, workshops and print media; to facilitate interaction between producers and other sectors of the industry, and to enhance the skills of pork producers through training. Publications included 'PigTales', 'Research Updates' and 'PorkTalk'.

Support for the administration and liaison activities by the WA Pork Producers Association was continued through their role to promote and safeguard the interests of WA pork producers and to enhance opportunities for industry growth and development.

Supporting Partner – CRC for an Internationally Competitive Industry - The CRC for an Internationally Competitive Pork Industry has been established with the APC's Pork Producers Committee committing to being a Supporting Partner. A recent survey of the pork industry by the CRC to determine priorities for research indicated the five highest priorities to be:

- Identifying and enhancing the nutrient availability of grains
- Developing pig specific feed grains for the industry
- Reproduction
- Growth enhancement and nutrition, and
- Manipulating feed intake and performance.

Research Murdoch University - Three important research projects, all from Murdoch University, were also supported in this funding round involving research in pig nutrition and disease:

A re-assessment of the amino acid and energy digestibility of lupins in response to dietary inclusion level and supplementary enzyme use was supported, reflecting the importance lupin inclusion has in ration formulation in WA. This work will investigate three new varieties of lupins now available for use for feeding pigs.

Funding for laboratory technical support was also provided to improve the diagnosis and control of swine dysentery in WA. Part of this support also included capital funding for laboratory equipment from which it was agreed that a reduced fee for swine dysentery diagnosis for WA producers would be implemented.

Also at Murdoch University, a project to investigate the cause of congenital tremor of pigs in WA was supported. This work is continuing in conjunction with financial support from Australian Pork Limited. This is a syndrome that occurs worldwide and there is the possibility of a vaccine being one of the outcomes from this project.

Thanks - The Committee wishes to thank all the pig producers in WA for their continuing support for the programs undertaken on their behalf. The staff and personal from the industry, research and support organizations funded by these programs all show a commitment to the industry and provide services in a timely, relevant and friendly manner, which is appreciated by pig producers and the APC Committee. The Committee also would like to thank the Commissioners and staff of the APC for their support over the previous year.

APC Potato Producers' Committee

Chairperson: Sam Calameri, Secretary: Jim Turley,

Fee for Service funding Activity 2005/06 – Funding activity followed the pathway that had previously been established to support the Western Australian Certified Seed Potato Scheme, virus testing of WA Seed potatoes using satan technology, evaluation of new seed potato varieties and services provided through the Potato Growers Association. The Committee also invested in sending six young potato producers plus Department of Agriculture and Food Offices to the 2005 Potato Conference held at Phillip Island, Victoria. The party also took the opportunity to visit seed, crisp and ware producers in Thropedale and surrounding districts.

Promotion of Seed Export Potatoes – In an endeavour to improve the inspection services associated with exporting potatoes to Thailand, support was given to a quarantine delegation from Thailand to inspect WA services.

Potato Cyst Nematode trial – The trial to prove WA free of potato cyst nematode continued with promising results and prompted enquires from overseas countries. The trial is due for completion in 2007/2008 and if successful will create very positive marketing opportunities for WA potato exporters.

Domestic Ware Potato Promotion – The Committee raised almost \$1 million through a special fee for service that was for promotion of ware potato sales in Western Australia.

APC Strawberry Producers' Committee

Chairperson: Gerry Verheyen

Season 2005/2006 - The season was very similar to the previous one, with about 11.5 million the number of plants was also about the same. The return to the producers was marginally better but scarcity of reliable pickers remains a problem. Strawberry producers are hoping the coming season will be a better one.

Research – A new research project with joint funding from the APC Strawberry Producers' Committee, Toolangi Strawberry Runner Growers Co-op, the Department of Agriculture and Food WA (DAFWA) and Horticulture Australia Limited commenced in mid 2005. The project aims to demonstrate new innovations and research results to producers in a commercial setting on a model farm. Monthly field days were held on the site throughout the strawberry season (July to December), showing producers the latest varieties, irrigation scheduling techniques, fertiliser and water monitoring equipment and crop covering options.

The first season of cropping for this three year project has been completed, and some of the better treatments have produced yields more than double the district average for Wanneroo. The latest greenhouse technology from the UK will be tested in the 2006/07 season, along with more new varieties, breeding lines and electronic soil moisture monitoring equipment. The irrigation monitoring work is also being conducted on two properties at Albany as part of the project, results from this monitoring have shown both producers how to improve their irrigation practices and both have made changes to the way they irrigate their crops.

A provisional Fee for Service funding commitment of \$60,000 over three years from the Committee together with \$30,000 from DAFWA was made to a research group led by Dr Martin Barbetti at the University of WA. These funds will allow Dr Barbetti to apply to the Australian Research Council (ARC) for a matching research grant to investigate crown and root diseases of strawberries in WA. The project will fund a post doctoral research scientist and provide a PhD studentship to study the problem over three years commencing in 2007. Recent advice has been received that the funding application for the project has been successful.

The Committee made an additional commitment of \$7,000 to fund a mini survey to investigate the cause of strawberry plant deaths in Wanneroo during the 2005 and 2006 seasons. Seventy percent of the survey had been completed by the end of the financial year, and the results overwhelmingly implicate the soil fungus disease *Fusarium oxysporum* as being associated with the majority of plant deaths. The survey will be completed in the spring of 2006. Following the findings of the survey, there has been more widespread use of soil fumigants by producers this season, and so far there have been far fewer deaths than there were in the 2005 season.

Study Tours - The Committee decided in 2004 to financially support overseas study tours for industry members as a priority service. Two tours had been completed by the end of the 2005/06 year. The first was an eight day tour of Northern California in July 2005 and the second an eighteen day tour which included farm, research station and market visits in Dubai, Spain, Belgium, The Netherlands and the UK in March 2006. Both tours required participants to pay their own airfares, while accommodation, meals and internal transport were funded by the Committee.

Both tours were planned and led by Dennis Phillips from DAFWA with Norma Radich from the SGA providing financial management. A total of 19 participated in the two tours, including the tour leader and manager.

The two tours were both resounding successes in a technical and information sense, and both were achieved 'under budget'. A final report has been completed on the California tour with a copy being sent to all WA strawberry producers who pay the 'Fee for Service'. A series of video and photo presentations were prepared on aspects of the tour by Dennis Phillips and these were shown to interested producers at four field days held in Wanneroo from August to December 2005. A compilation video tape was prepared and copies are available at no cost for interested producers.

A report on the European trip is being prepared, as well as a video presentation. The same process will be followed for making producers aware of these reports as that followed for the California trip in 2005, ie field day talks and report mail-out.

APC Table Grape Producers' Committee

Chairperson: Vlade Skroza

For the 2005/2006-year the APC Table Grape Producers' Committee activities essentially followed the same pattern as in previous years. For the coming year our activities are likely to remain similar, however with the resignation of the Committee Secretary, Karen Bacon (who also acted as our research, implementation and coordination officer) and a change of Committee members, the 2006/2007 programme is still not fully determined.

Table Grape maturity Inspection Service - The Committee primary activity is an emphasis on the provision of an efficient regulatory maturity inspection service. With the acceptance by the table grape industry of the need to ensure that no immature fruit is marketed, the funding and support of the maturity inspection service still remains the pivotal reason for our existence.

Private consultants (McAlpine Management Services Pty Ltd), with previous WAQIS experience, were again appointed. Inspections had taken place at the Canningvale wholesale floors, wholesale and distribution centres and retail outlets. The consultants were appointed, instructed and overseen by Department of Agriculture and Food WA (DAFWA). The Committee advised on maturity levels and allocated the budget amount. To assist producers they can now obtain detailed information on seasonal maturity standards on the APC web site www.apcwa.org.au at the Table Grape Producers Committee home page.

Maturity services budget allocations for 2005/2006:

- Maturity Testing Verification Facilities funding was allocated to DAFWA \$2,500.
- Maturity Inspection Service, \$25,000, was allocated in the first instance however in March due to unusual seasonal conditions, a further \$6,000 was required bringing total budget to \$31,000. Final actual expenditure for inspections amounted to \$29,894.64 for the season.

Maturity services budget allocations for 2006/2007:

- Maturity Testing Verification Facilities to DAFWA \$2,500.
- Maturity Inspection Service \$32,500

Research - Dawn Seedless Trial – discolouration project (skin browning). The trial was set up and funded in the 2005/2006 and 2006/2007 financial year. There have been delays but is still anticipated to finally proceed. An amount of \$5000 was allocated to DAFWA in last year's budget for this purpose and will now be carried over to this year's budget and the full \$10,000.00 allocated to the Department when or if required. Again reports and full disclosure on findings will be available to industry at the end of the project.

Research grant for Health Promoting Compounds in Table Grapes - A previous funding commitment by the Committee was given to a research scientist with DAFWA – Michael Considine, to conduct research on the "Health Promoting Compounds in Tables Grapes". This project research was at the third and final year and the final report to use for promotion and health benefits of table grapes was to be supplied at the completion of this project. However recently the project had a set back with a student researcher leaving, abandoning the project is now one option for the Committee to consider. Another option is for the project to be placed with a research assistant rather than a student who would be better qualified to complete the research and would achieve better results, this option should incur no additional funding cost. The Committee as at 30 June is considering the options and to make a decision on the final outcome of the project.

Promotional Activity undertaken for 2005/2006 season - Fresh Finesse was again chosen to cover a local print, internet and radio media campaign. Expenditure amounted to \$4,959.58 which was an increase on last year due to a feature media article done for Carnarvon and in late November and early December two colour advertisements in The West Australian advising that "fresh local table

grapes were now available". Two months of general media exposure was also undertaken from 8 January to 8 February 2006.

Television promotion - The major promotional expenditure was again for television advertising, which was similar to that of last year, a mix of 15 and 30 second commercials on Channel 10 featuring a mother and children enjoying grapes, expenditure for the advertising was approximately \$30,000. The Committee obtained a "G" classification for this commercial and thus received a lot of free airtime (fillers) during children's TV programmes which is one of our main target audiences.

Bus posters and billboard promotion - Another initiative for this year's advertising was a bus poster promotional campaign, this was tied in with the TV advertisements using the same children holding grapes and the same slogans. The 2' x 8' posters were displayed on the sides of 23 buses for a six-week period. The Committee also conducted research into billboard advertising but thought the mobile form of advertising provided by the buses was better as these posters were left on until another client books the space whereas billboard posters are removed at end of hire period. Total cost for the artwork, set up, and advertising space hire came to \$21,611.70.

Bike to Work promotion - The Committee again donated grapes for the "Bike to Work" breakfast at a cost of approximately \$400.

This year we again applied to the Australian Table Grape Association for funding assistance towards promotional activities, and \$30,000.00 was pledged. A \$30,000.00 grant towards this year's promotional work was received and appreciated from the ATGA through Horticulture Australia Ltd in June 2006.

Fee for Service Compliance - During the 2004/2005 season, fee for service revenues represented 845,842 x 10kg units sold. During this 2005/2006 season, fee for service revenues represented 630,785 x 10kg units sold. Even though I believe that there is room for improvement on the compliance rate, I do not consider that this seasons 25% reduction in revenue/production is an indication of slipping compliance. This season's decreased production was the result of unusual and adverse seasonal and climatic conditions across all of the production regions.

APC Vegetable Producers' Committee

Chairperson: Maureen Dobra, Secretary: Jim Turley

Activities in 2005/ 2006 - The APC Vegetable Producers' Committee commenced a small Fee for Service on 1st August 2005 on all vegetables sold by producers (except herbs, mushrooms, tomatoes and Kununurra vegetables. Nor potatoes, which are covered by separate Fee for Service charge).

Fee for Service Compliance - Since the commencement of fee collection in August 2005 the Committee has concentrated on improving the database of vegetable producers and addressing compliance issues. Some 200 dealers or collection points have been identified and there are more to follow. The Committee fully realizes how vital it is for all vegetable producers to pay their share of the Fee for Service funding.

Funded Services - The Committee allocated modest funds for services provided through Vegetables WA, these were associated with bio-security, communication, marketing and promotion, water and nutrient delivery, seed development research and general vegetable development issues, export promotion and general presentation.

Turf Producers' Voluntary Committee

Chairperson: Ray Moir

Market trend – The WA turf market continues to be buoyant due to the housing boom and exemptions for water use on new lawns. The trend continues to Soft Leaf Buffalo grass types and, even though many producers have increased production, the market demand continues to outstrip supply.

Voluntary Fee for Service - The Turf Producers' Voluntary Committee is still unhappy about some producers are reaping the benefits of the research funded by the voluntary Fee for Service research without paying their share. The Committee will continue to lobby for their involvement.

Commencement of National Turf Levy - Following the recent successful poll of Australian turf producers a national statutory levy of 1.5 cents per square metre has been approved by the Commonwealth Parliamentary Secretary for Agriculture and will commence collections approximately 1 October 2006. The entity responsible for the administration of national levies is Horticulture Australia Limited (HAL). The turf industry will become a member of HAL and decide on research and marketing projects through a national Industry Advisory Committee, it will liaise with other industries on a state and national basis. The Committee will continue to direct Fee for Service funds to turf research at the University of WA and in addition seek national levy funding support through HAL for this research.

6. FINANCIAL RESULTS

Administration of accounts

The Commission reports on its accounts at a consolidated level and in accordance with the requirements of the Financial Administration and Audit Act 1985. However, the Commission keeps each committee's account separate and reports quarterly to each chairperson.

In addition to financial reporting the Commission keeps records on the quantity of product that is the basis of fee for service collected. These records are given to industry for planning purposes and to assist committees in monitoring compliance (Refer Attachments 5 and 6).

Annual estimates of income and expenditure

The Financial Provisions under Section 20 of the Agricultural Produce Commission Act prescribes that the provisions of the Financial Administration and Audit Act 1985 (Section 42) regulating the financial administration, audit and reporting of statutory authorities apply to and in relation to the Commission and its operations. Accordingly the annual estimates of the financial operations of the Commission for the financial year 2005/2006 were submitted to the Minister.

Chief Finance Officer

During 2005/2006 the Commission retained the services of the Acting Director Finance, Joe Murgia, Department of Agriculture & Food, Western Australia, as Acting Chief Finance Officer (formally known as Acting Principal Accounting Officer).

Producer committees' revenue 2005/2006

The estimated Fee for Service revenue for 2005/2006 was \$2,575,890. The actual revenue from fee for service amounted to \$2,228,172 and that was 11% per cent under budget figure.

Table 8 - Budgeted and actual Fee for Service revenue 2005/2006 (\$)

Committee	Note	Budget*	Actual	Variance
APC Avocado Producers' Committee		55,000	48,567	6,433
APC Beekeepers Producers' Committee		40,000	36,089	3,911
APC Carnarvon Banana Producers' Committee:				-
Compensation		70,000	67,175	2,825
Bio-security		10,000	10,468	468
APC Carrot Producers' Committee(Services suspended)				-
APC Egg Producers' Committee	(a)	57,200		57,200
APC Kununurra Crop Pest Control Committee	(b)		4,271	-
APC Pome, Citrus & Stone Fruit Producers' Ctee:				-
Pome	(c.)	160,000	169,265	-
Citrus	(c.)	150,000	116,934	33,066
Stone fruit	(c.)	115,000	53,117	61,883
APC Pork Producers' Committee	(d)	260,000	288,264	-
APC Potato Producers' Committee:				-
General		292,000	273,735	18,265
Promotion	(e)	1,200,000	1,053,022	146,978
APC Strawberry Producers' Committee(f)	(d)	44,000	60,492	-
APC Table Grape Producers' Committee		45,000	44,155	845
APC Vegetable Producers' Committee	(f)	60,000	45,539	14,461
Turf Producers' Voluntary Committee		17,690	17,080	610
Total Revenue:		2,575,890	2,288,172	287,718

* Budget figures according to original submitted figures.

Table 8 – Notes

- (a) APC Egg Producers’ Committee: Committee budgeted for \$57,200 however Fee for Service for the egg producing industry did not commence due to decision by committee not to introduce fee for service this year.
- (b) APC Kununurra Crop Pest Control Committee: Fee for service collection this year is overdue fees from past financial year. Committee ceased collection June 30 2005.
- (c) APC Pome, Citrus and Stone Fruit Producers’ Committee: - Revenue was lower due to stone fruit poor seasonal conditions and citrus revenue lower than anticipated due to production not realising estimates.
- (d) APC Pork Producers’/Strawberry Producers’ Committee: - Both Pork and Strawberry Committee exceeded their original production estimates therefore fee for service collections higher than anticipated.
- (e) APC Potato Producers’ Committee: Committee fee for service rate for promotion was reduced during the year in response to producers request for less services.
- (f) APC Vegetable Producers’ Committee: Committee in preparing first budget had underestimate fee for service rate to meet budget commitments.

Treasury Interest Rate for 2005/2006

Treasury invests surplus moneys on behalf of the Commission. The interest is calculated on a daily balance and credited to the Commission quarterly, accordingly producer committees are credited quarterly for interest earned on surplus funds. Likewise if producer committees are in deficit then interest is charged. The interest rate budgeted by the Commission during 2005/2006 was 5% per cent, the actual weighted average received was 5% per cent.

Table 9 - Producer Committees revenue from non Fee for Service sources 2005/2006

Committee	Interest	Note
APC Avocado Producers’ Committee	10,373	
APC Beekeepers Producers’ Committee	2,636	
APC Carnarvon Banana Producers’ C’tee	262,330	
APC Carrot Producers’ Committee	1,731	
APC Egg Producers’ Committee	38,331	
APC Kununurra Crop Pest Control C’tee	1,372	
APC Pome, Citrus & Stone Fruit Producers’ Ctee:		
Pome	21,018	
Citrus	1,142	
Stone fruit	506	
APC Pork Producers’ Committee	90,604	
APC Potato Producers’ Committee	17,912	
APC Strawberry Producers’ Committee	14,582	
APC Table Grape Producers’ Committee	4,635	
APC Vegetable Producers’ Committee	494	
Turf Producers’ Voluntary Committee	784	
Total interest revenue:	\$468,452	(Excludes General Account interest)
Committee	Contribution of Equity	
	0	No contributions to equity in 2005/2006
Total Contribution of Equity:	0	

To cover the administration costs the Commission charge producers' committees a percentage of the fee for service collected – this being 11% for all committees, exceptions being Pome Citrus and Stone Producers Committee which is charged 14% and the domestic-ware potato promotion fee for service, which incurs 2% administration charge. The rate is based on administration workload.

Table 10 – Revenue received by the Commission in 2005/2006 (\$)

Source	Budget	Actual
Administration charge to producers' committees	148,939	152,364
Deposits to cover poll costs	10,000	-
Interest	2,000	427
Other Recoups	-	-
Consolidated Fund – services received free of charge	6,000	6,575
Total Revenue:	166,939	159,366

Producer committees expenditure 2005/2006

The budgeted expenditure by the various producers' committees was estimated at \$3,196,022. The actual expenditure for the year amounted to \$2,878,313 or 90% per cent of the budgeted figure.

Table 11 – Budgeted and actual expenditure 2005/2006 (\$)

Producers' Committee	Budget	Actual
APC Avocado Producers' Committee	117,500	30,565
APC Beekeepers Producers' Committee	41,471	41,741
APC Carnarvon Banana Producers' Committee:		
Compensation Scheme	43,500	34,120
Bio-Security	9,900	2,012
APC Carrot Producers' Committee	7,150	1,679
APC Egg Producers' Committee	82,252	5,364
APC Kununurra Crop Pest Control Committee		427
APC Pome, Citrus & Stone Fruit Producers' Committee:		
Pome	376,165	456,216
Citrus	152,985	128,052
Stone fruit	112,495	93,953
APC Pork Producers' Committee	297,620	409,040
APC Potato Producers' Committee:		
General	450,315	406,385
Promotion	1,200,000	1,008,881
APC Strawberry Producers' Committee	161,400	106,824
APC Table Grape Producers' Committee	78,500	88,024
APC Vegetable Producers' Committee	48,000	37,858
Turf Producers' Voluntary Committee	16,769	27,173
Total expenditure*	3,196,022	2,878,313

* Expenditure includes APC administration charge

The Commission administration for the year amounted to \$216,814.

Table 12– Administration expenditure by the Commission 2005/2006 (\$)

Source	Budget	Actual
Commission meeting costs including travel	30,250	33,544
Advertising, printing, postage, courier and sundries	25,400	29,062
Legal consultants (includes advice on compliance matters)	5,000	175
Consolidated Fund – resources received free of charge	6,000	6,575
Salaries including contract staff	124,000	141,158
Audit Fees	5,000	6,300
Poll costs (no polls conducted)	10,000	0
Doubtful Debts		
Total expenditure	\$205,560	\$216,814

Compliance with Written Law

Statement of Compliance with Written Law is given in Appendix 2

Financial statements

Full details of the financial statements are given in:

- Statement of Financial Performance Appendix 4
- Statement of Financial Position Appendix 4
- Statement of Cash Flows Appendix 4

Superannuation payments

Commissioners and members of the producer committees are entitled to superannuation contributions.

Department of Agriculture pays the superannuation entitlements of the staff directly employed by Agricultural Produce Commission.

Events occurring after Balance Date

There were no events that affected the Agricultural Produce Commission after the balance date.

Appendix

AGRICULTURAL PRODUCE COMMISSION

PERFORMANCE INDICATORS

Outcome:

The Commission encourages and assists Western Australian agricultural producers to set up industry committees within the legal framework of the Agricultural Produce Commission Act, this allows for the collection of funds to provide services that benefit producers and their industry. In so doing the Commission ensures that its administration is cost effective and therefore the benefits received by the producers is maximised.

When set up in 1989 the APC Act provided for services to producers in Western Australian horticultural industries. In August 2000 the Act was amended so that in addition to horticulture industry the services could include such agricultural industries as maybe prescribed except broadacre cropping and grazing industries. Agricultural industries that have been prescribed under the Act since 2000 are the pork, egg and beekeeper industries, consequently APC producer committees for pork and egg industries were set up in 2002 and for beekeepers in 2003.

Effectiveness Indicators - Horticultural Industry

PI 1	1999/00	2000/01	2001/02	2002/03	2003/04	2004/05	2005/06
The percentage of horticultural industry belonging to the APC.	38.8%	46.1%	41.5%	43%	46.5%	64.0%	63.1%

Note PI 1: Horticultural industries that have APC committees include, apple, avocado Carnarvon banana, citrus, Kununurra horticulture, pear, stone fruit, strawberry, table grapes and most vegetable commodities. As in other years during 2005/2006 the APC was in contact with a number of horticultural industries in regard to establishment of producer committees, the main one of these is the Wine industry.

Service Description:

To encourage initiatives among agricultural producers to join the Commission, which provides services to commodity groups particularly the collection and distribution of funds.

Efficiency indicators:

At the request of agricultural producers or industry group, the APC, in accordance with the Act and Regulations, conducts a poll to determine whether or not the sector concerned wants to join the APC. Under the Act the promoters of a new committee are required to deposit the estimated cost of a poll with the APC and a major constraint to the establishment of new committees can be the polling cost.

Efficiency Indicator 1. Poll Cost per Ballot Posted

PI 1 -	1999/00	2000/01	2001/02	2002/03	2003/04	2004/05	2005/06
Poll Cost (per ballot posted)	\$4.36	\$23.73	\$22.52	\$0	\$9.75	\$10.70	\$0

Note PI 1: 2000/01 and 2001/02: The polls conducted in this period were for a relatively small number of producers, further poll notices were required in three statewide newspapers and the high cost of publishing in these newspapers is reflected in the cost per ballot paper posted.

2002/03 – Process to establish producer committees for the beekeeper and flower industries were commenced in this period, however the polls were conducted in the 2003/04 fiscal year.

2003/04 – Polls were conducted to establish producer committees for the beekeeper and flower industries. Cost per ballot were down considerably compared to 2001 and 2002 due to larger



number of producers participating plus economies achieved due to changes in presentation of newspaper notices was also a significant factor.

2004/2005 – Poll was conducted to establish producer committee for the vegetable industry.

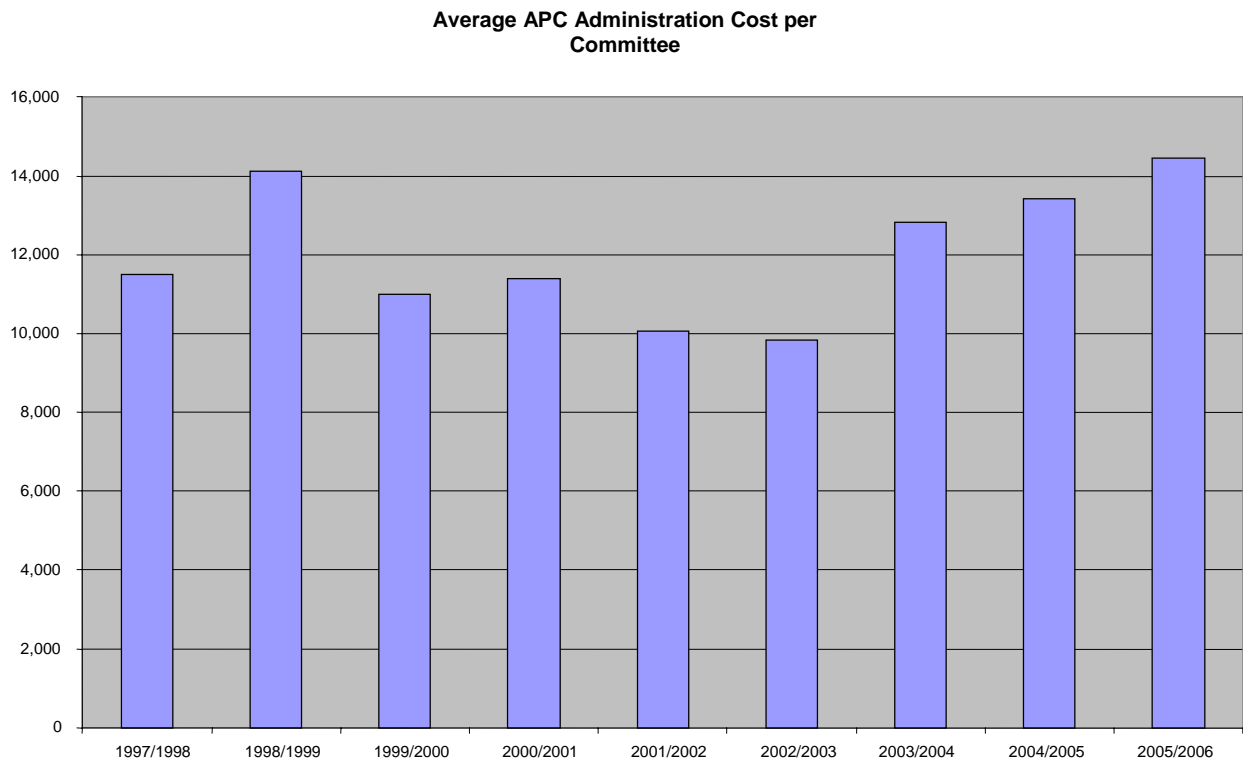
2005/2006 – No polls were conducted.

Efficiency Indicator 2.

General Administration cost per annum per Committee

The Commission is responsible for raising a fee from producers and managing the funds of the member committees. Each committee pays the Commission for this service. The Commission aims at minimizing the costs of managing the financial affairs of committees to ensure maximum funds are available for industry services. This Performance Indicator demonstrates this aim based on total Commission annual administration costs expressed as an average cost incurred per committee.

PI 2



Note PI 2:

During 1998/99 administration expenditure included a one off consultancy for the Carnarvon banana industry plus there were legal consultation expenses related to legislative changes and therefore there was a significant increase in administration costs.

The fiscal years 1999/2000, 2000/2001, 2001/2002 and 2002/2003 show a small general downward trend in cost ratios.

Significant increase in costs in fiscal year 2003/2004 was partly due to the Commission administration moving to South Perth from Midland in October 2003 but most of the increase was due to expenditure incurred in the development and an increased focus of fee for service compliance system.

In 2004/2005 as a result of the electronic system and an increased focus of fee for service compliance, administration cost has remained higher because of the requirement for extra resources.

During 2005/2006 cost per committee increased marginally, part of the increase was due to additional remuneration for APC Chairman for considerably more work carried out by him than normal. This included participation in review of the Act, issues related to repeal of industry compensation legislation and associated transfer of funds to the APC.

AGRICULTURAL PRODUCE COMMISSION

CERTIFICATION OF PERFORMANCE INDICATORS

For the year ended 30 June 2006

We hereby certify that the Performance Indicators are based on proper records, are relevant and appropriate for assisting users to assess the Agricultural Produce Commission's performance, and fairly represent the performance of the Agricultural Produce Commission for the financial year ended 30 June 2006

H. Morgan AM
Chairman



Date: 25. 7. 06

R.J. Delane
Member



Date: 25/7/06

AGRICULTURAL PRODUCE COMMISSION

STATEMENT OF COMPLIANCE

For the year ended 30th June 2006

Hon Kim Chance MLC
Minister for Agriculture and Food

In accordance with Section 66 of the Financial Administration and Audit Act 1985, we hereby submit for your information and presentation to Parliament, the Annual Report of the Agricultural Produce Commission for the financial year ended 30 June 2006.

The Annual Report has been prepared in accordance with the provisions of the Financial Administration and Audit Act 1985 and;

Enabling Legislation

The Agricultural Produce Commission is established under the Agricultural Produce Commission Act 1988, and;

Legislation impacting on the Board's activities

- Anti-Corruption Commission Act 1988
- Disability Services Act 1993
- Equal Opportunity Act 1984
- Freedom of Information Act 1992
- Government Employees Superannuation Act 1987
- Industrial Relations Act 1979
- Library Board of Western Australia Act 1951
- Occupational Safety and Health Act 1984
- Public Sector Management Act 1994
- Salaries and Allowances Act 1975
- State Records Act 2000
- State Supply Commission Act 1996
- Statutory Corporations (Liability of Directors) Act 1996
- Workers Compensation and Rehabilitation Act 1981
- Workers Compensation and Rehabilitation (Acts of Terrorism) Act 2001
- Work Place Agreements Act 1993



H Morgan AM

Chairman

Date: 25.7.06



R J Delane

Member

Date: 25/7/06


AGRICULTURAL PRODUCE COMMISSION

CERTIFICATION OF FINANCIAL STATEMENTS


For the year ended 30 June 2006

The accompanying financial statements of the Agricultural Produce Commission have been prepared in compliance with the provisions of the Financial Administration and Audit Act 1985 from proper accounts and records to present fairly the financial transactions for the financial year ended 30 June 2006 and the financial position as at 30 June 2006.

At the date of signing we are not aware of any circumstances which would render any particulars included in the financial statements misleading or inaccurate.

H. Morgan AM  _____ Date: 25. 7. 06
Chairman

R.J. Delane  _____ Date: 25/7/06
Member

J. Murgia  _____ Date: 25-7-06
Chief Finance Officer



Appendix 4

**AGRICULTURAL PRODUCE COMMISSION
INCOME STATEMENT
FOR THE YEAR ENDED 30 JUNE 2006**

	Notes	2006 \$	2005 \$
COST OF SERVICES			
Expenses			
Department of Agriculture and Food contracted services			
- Producers committees' operating costs	4	2,670,042	2,151,790
- Administration	4	75,375	93,712
Employee benefits expense	5	93,596	61,821
Other expenses	6	47,846	45,853
Total cost of services		2,886,858	2,353,176
Income			
Revenue			
Fee for Service	7	2,288,173	1,670,436
Producers committee's conducting polls		-	5,000
Interest revenue		468,879	366,945
Other revenue	8	83,435	22,289
Total Revenue		2,840,487	2,064,670
NET COST OF SERVICES		46,371	288,506
INCOME FROM STATE GOVERNMENT	9		
Resources received free of charge		6,575	6,575
Total income from State Government		6,575	6,575
SURPLUS/(DEFICIT) FOR THE PERIOD		(39,796)	(281,931)

The Income Statement Should be read in conjunction with the accompanying notes.



**AGRICULTURAL PRODUCE COMMISSION
BALANCE SHEET
AS AT 30 JUNE 2006**

	Notes	2006 \$	2005 \$
ASSETS			
Current Assets			
Cash and cash equivalents	17	8,562,297	8,894,594
Receivables	10	276,564	205,124
Inventories	15	6,520	17,586
Other current assets	11	254,930	39,350
Total Current Assets		9,100,311	9,156,654
TOTAL ASSETS		9,100,311	9,156,654
LIABILITIES			
Current Liabilities			
Payables	12	69,287	99,690
Accrued Salaries	13	9,340	-
Provisions	14	14,646	10,291
Total Current Liabilities		93,273	109,981
Non Current Liabilities			
Provisions		9,696	9,535
Total Current Liabilities		9,696	9,535
TOTAL LIABILITIES		102,969	119,516
NET ASSETS			
		8,997,342	9,037,138
EQUITY			
	16		
Contributed equity		3,596,697	3,596,697
Accumulated surplus/(deficit)		5,400,645	5,440,441
TOTAL EQUITY		8,997,342	9,037,138

The Balance Sheet should be read in conjunction with the accompanying notes.



**AGRICULTURAL PRODUCE COMMISSION
STATEMENT OF CHANGES IN EQUITY
FOR THE YEAR ENDED 30 JUNE 2006**

	Note	2006 \$	2005 \$
Balance of equity at start of period	28	9,037,138	6,427,372
CONTRIBUTED EQUITY			
Balance at start of period	16	3,596,697	705,000
Capital contribution		-	2,891,697
Distributions to owners		-	-
Balance at end of period		<u>3,596,697</u>	<u>3,596,697</u>
ACCUMULATED SURPLUS (RETAINED EARNINGS)			
Balance at start of period	16	5,440,441	5,722,372
Net adjustment on transition to AIFRS	28	-	-
Changes in accounting policy or correction of prior period errors		-	-
Restated balance at start of period		-	-
Surplus/(deficit) or profit/(loss) for the period		(39,796)	(281,931)
Gain(losses) recognised directly in equity		-	-
Balance at end of period		<u>5,400,645</u>	<u>5,440,441</u>
Balance of equity at end of period		8,997,342	9,037,138

The Statement of Changes in Equity should be read in conjunction with the accompanying notes.



**AGRICULTURAL PRODUCE COMMISSION
CASH FLOW STATEMENT
FOR THE YEAR ENDED 30 JUNE 2006**

	Notes	2006 \$	2005 \$
CASH FLOWS FROM OPERATING ACTIVITIES			
Payments			
Employee Benefits		(88,830)	(91,884)
Supplies and services		(2,764,763)	(2,174,552)
Other Payments		(32,173)	(38,278)
Receipts			
Receipts from Producers		2,216,735	1,648,189
Interest received		253,299	354,822
Other receipts		83,435	9,423
Net cash (used in)/provided by operating activities	17(b)	<u>(332,297)</u>	<u>(292,280)</u>
Net increase/(decrease) in cash and cash equivalent		(332,297)	(292,280)
Cash and cash equivalent at the beginning of the financial year		8,894,594	9,186,874
CASH AND CASH EQUIVALENT AT THE END OF THE FINANCIAL YEAR	17(a)	<u><u>8,562,297</u></u>	<u><u>8,894,594</u></u>

The Cash Flow Statement should be read in conjunction with the accompanying notes.



1 First time adoption of Australian equivalents to International Financial Reporting Standards

General

This is the Commission's first published financial statements prepared under Australian equivalents to International Financial Reporting Standard (AIFRS), Accounting Standard AASB 1 'First-time Adoption of Australian Equivalents to International Financial Reporting Standards' has been applied in preparing these financial statements. Until 30 June 2005, the financial statements of the Authority had been prepared under the previous Australian Generally Accepted Accounting Principles (AGAAP).

The Australian Accounting Standards Board (AASB) adopted the Standards of the International Accounting Standards Board (IASB) for application to reporting periods beginning on or after 1 January 2005 by issuing AIFRS which comprise a Framework for the Preparation and Presentation of Financial Statements, Accounting Standards and the Urgent Issue Group (UIG) Interpretations.

In accordance with the option provided by AASB 1 paragraph 36A and exercised by Treasurer's Instruction 1101 'Application of Australian Accounting Standards and Other Pronouncements', financial instrument information prepared under AASB 132 and AASB 139 will apply from 1 July 2005 and consequently comparative information for financial instruments is presented on the previous AGAAP basis. All other comparative information is prepared under the AIFRS basis.

Early adoption of standards

The Commission cannot early adopt an Australian Accounting Standard or UIG Interpretation unless specifically permitted by TI101 Application of Australian Accounting Standards and Other Pronouncements'. This TI requires the early adoption of revised AASB 119 'Employee Benefits' as issued in December 2004, AASB 2004-3 'Amendments to Australian Accounting Standards; AASB 2005-3 'Amendments to Australian Accounting Standards [AASB 119], AASB 2005-4 'Amendments to Australian Accounting Standard [AASB 139, AASB 132, AASB 1, AASB 1023 & AASB 1038]' and AASB 2005-6 'Amendments to Australian Accounting Standards [AASB 3]' to the annual reporting period beginning 1 July 2005. AASB 2005-4 amends AASB 139 'Financial Instruments: Recognition and Measurement' so that the ability to designate financial assets and financial liabilities at fair value is restricted. AASB 2005-6 excludes business combinations involving common control from the scope of AASB 3 'Business Combinations'.

Reconciliations explaining the transition to AIFRS as at 1 July 2004 and 30 June 2005 are provided at **note 28**.

2 Summary of significant Accounting Policies

(a) General Statement

The financial statements constitute a general purpose financial report which has been prepared in accordance with Australian Accounting Standards, the Framework, Statements of Accounting Concepts and other authoritative pronouncements of the Australian Accounting Standards Board as applied by the Treasurer's Instructions. Several of these are modified by the Treasurer's Instructions to vary application, disclosure, format and wording.

The Financial Administration and Audit Act and the Treasurer's Instructions are legislative provisions governing the preparation of financial statements and take precedence over Australian Accounting Standards, the Framework, Statements of Accounting Concepts and other authoritative pronouncements of the Australian Accounting Standards Board.

Where modification is required and has a material or significant financial effect upon the reported results, details of that modification and the resulting financial effect are disclosed in the notes to the financial statements.

(b) Basis of Preparation

The financial statements have been prepared on the accrual basis of accounting using the historical cost convention, modified by the revaluation of land, buildings and infrastructure which have been measured at fair value.

The accounting policies adopted in the preparation of the financial statements have been consistently applied throughout all periods presented unless otherwise stated. The financial statements are presented in Australian dollars rounded to the nearest dollar.

(c) Reporting Entity

The reporting entity comprises the Authority and entities listed at **note 23** "Related bodies"

(d) Contributed Entity

UIG Interpretation 1038 'Contributions by Owners Made to Wholly-Owned Public Sector Entities' requires transfers in the nature of equity contributions to be designated by the Government (the owner) as contributions by owners (at the time of, or prior to transfer) before such transfers can be recognised as equity contributions. Capital contributions (appropriations) are designed as contributions by owners and have been credited directly to Contributed Equity.

(e) Income

Revenue

Revenue is measured at the fair value of consideration received or receivables. Revenue is recognised for the major business activities as follow:

Rendering of Services

Revenue is recognised on delivery of the service or by reference to the stage of completion

Interest

Revenue is recognised as the interest accrues.

Grants, donations, gifts and other non-reciprocal contributions

Revenue is recognised at fair value when the Authority obtains control over the assets comprising the contributions, usually when cash is received.

Other non-reciprocal contributions that are not contributions by owners are recognised at their fair value. Contributions of services are only recognised when a fair value can be reliably determined and the services would be purchased if not donated.

Where contributions recognised as revenue during the reporting period were obtained on the condition that they be expended in a particular manner or used over a particular period, and those conditions were undischarged as at the reporting date, the nature of, and amounts pertaining to, those undischarged conditions are disclosed in the notes.



AGRICULTURAL PRODUCE COMMISSION
Notes to the financial statements
for the year ended 30 June 2006

(f) Cash and Cash Equivalents

For the purpose of the Cash Flow Statement, cash and cash equivalent (and restricted cash and cash equivalent) assets comprise cash on hand and short-term deposits with original maturities of three months or less that are readily convertible to a known amount of cash and which are subject to insignificant risk of changes in value, and bank overdrafts.

(g) Receivables

Receivables are recognised and carried at original invoice amount less any provision for uncollectible amounts (impairment). The collectability of receivables is reviewed on an ongoing basis and any receivables identified as uncollectible are written-off. The provision for uncollectible amounts (doubtful debts) is raised when collectability is no longer probable. The carrying amount is equivalent to the fair value as it is due for settlement within 30 days. See **note 20(a)** 'Financial Instruments' and **note 10** 'Receivables'.

(h) Investments

Investments are brought to account at the lower of cost and recoverable amount. All Commission funds are held at the Commonwealth Bank and the balance is invested daily. Interest is calculated on the daily balance and credited to the Commission quarterly.

(i) Payables

Payables are recognised at the amounts payable when the Authority becomes obliged to make future payments as a result of a purchase of assets or services. The carrying amount is equivalent to fair value, as they are generally settled within 30 days. See **note 20(a)** 'Financial Instruments' and **note 12** 'Payables'.

(j) Provisions

Provisions are liabilities of uncertain timing and amount and are recognised where there is a present legal, equitable or constructive obligation as a result of a past event and when the outflow of economic benefits is probable and can be measured reliably. Provisions are reviewed at each balance sheet reporting date. See **note 14** 'Provisions'

Provisions - Employee Benefits

(i) Annual Leave and Long Service Leave

The liability for annual leave and long service leave expected to be settled within 12 months after the end of the reporting date is recognised and measured at the undiscounted amounts expected to be paid when the liabilities are settled. Annual and long service leave expected to be settled more than 12 months after the end of the reporting date is measured at the present value of amounts expected to be paid when the liabilities are settled. Leave liabilities are in respect of services provided by employees up to the reporting date.

When assessing expected future payments consideration is given to expected future wage and salary levels including non-salary components such as employer superannuation contributions. In addition, the long service leave liability also considers the experience of employee departures and periods of service.

The expected future payments are discounted using market yields at the reporting date on national government bonds with terms to maturity that match, as closely as possible, the estimated future cash outflows.

All annual leave and unconditional long service leave provisions are classified as current liabilities as the Authority does not have an unconditional right to defer settlement of the liability for at least 12 months after the reporting date.

(ii) Superannuation

The Government Employees Superannuation Board (GESB) administers the following superannuation schemes.

Employees may contribute to the Pension scheme a defined benefits scheme now closed to new members or to the Gold State Superannuation Scheme (GSS), a defined benefit lump sum scheme also closed to new members.

All staff and Board members who are not members of either the Pension or the GSS Schemes and therefore become non-contributory members of the West State Superannuation Scheme, an accumulation fund.

The Authority makes concurrent contributions to GESB on behalf of the employees in compliance with the Commonwealth Government's Superannuation Guarantee (Administration) Act 1992. The WSS Scheme is a defined contribution scheme as these contributions extinguish all liabilities in respect of the WSS Scheme.

Provisions - Other

(i) Employee on-costs

Employment on-costs, including workers' compensation insurance, are not employee benefits and are recognised separately as liabilities and expenses when the employment to which they relate has occurred. Employment on-costs are included as part of 'Other Expenses' and are not included in 'Employment on-costs provision'.

(k) Superannuation Expense

The following elements are included in calculating the superannuation expense in the Income Statement:

Defined contribution plans - Employer contributions paid to the GSS and the West State Superannuation Scheme (WSS).

The GSS Scheme is a defined benefit scheme for the purposes of employees and whole-of-government reporting. However, apart from the transfer benefit, it is a defined contribution plan for Commission purposes because the concurrent contributions (defined contributions) made by the Commission to GESB extinguishes the Commission's obligations to the related superannuation liability.

(l) Accrued salaries

Accrued salaries (see **note 13** 'Accrued Salaries') represent the amount due to staff but unpaid at the end of the financial year, as the end of the last pay period for that financial year does not coincide with the end of the financial year. Accrued salaries are settled within a few days of the financial year end. The Commission considers the carrying amount of accrued salaries to be equivalent to the net fair value.

(m) Inventories

Inventories are measured at the lower of cost and net realisable value. Costs are assigned by the method most appropriate to each particular class of inventory, with the majority being valued on a first in first out basis.

Inventories not held for resale are valued at cost unless they are no longer required, in which case they are valued at net realisable value. See **note 15** 'Inventories'.

(n) Resources Received Free of Charge or for Nominal Cost

Resources received free of charge or for nominal cost that can be reliably measured are recognised as revenues and as assets or expenses as appropriates at fair value.

(o) Administration expense

Each producer committee pays a percentage of the 'fee for service' collected to the administration account and is eliminated on consolidation for reporting purposes.

2006	2005
\$	\$
152,364	155,700

The administration account bears all the administration expenses.



AGRICULTURAL PRODUCE COMMISSION
Notes to the financial statements
for the year ended 30 June 2006

(p) Goods and Services Tax

In accordance with the grouping provisions the right to receive GST and the obligation to pay GST rests with the Department of Agriculture Western Australia in regard to all GST transactions incurred by members of the group. As a result separate GST transactions are not recognised within the individual Commission's financial statements as they are all brought to account in the Department of Agriculture and Food's financial statements.

(q) Comparative figures

Comparative figures have been restated on the AIFRS basis except for financial instruments which have been prepared under the previous AGAAP Australian Accounting Standard AAS33 'Presentation & Disclosure of financial instruments'. The transition date to AIFRS for financial instruments will be 1 July 2005 in accordance with AASB 1 paragraph 36A and Treasurer's Instruction 1101.

3 Disclosure of changes in accounting policy and estimates

Future impact of Australian Accounting Standards not yet operative

The Commission cannot adopt Australian Accounting Standard and official interpretation unless specifically permitted by TI 1101 'Application of Australian Accounting Standards and Other Pronouncements'. The following Australian Accounting Standards and interpretations have been published and are not mandatory for 30 June 2006 reporting periods.

The Commission's assessment of the impact of these new standards and interpretations is set out below.

1. AASB 7 'Financial Instruments: Disclosures' (including consequential amendments in AASB 2005-10 'Amendments to Australian Accounting Standards [AASB 132, AASB 101, AASB 114, AASB 117, AASB 133, AASB 139, AASB 1, AASB 4, AASB 1023 & AASB 1038]').

The Standard is applicable to annual reporting periods beginning on or after 1 January 2007. The Commission has not adopted the standards early. Application of the standards will not affect any of the amounts recognised in the financial statements.

2. UIG Interpretation 4 'Determining whether an Arrangement Contains a Lease'.

The Interpretation is required to be applied to annual reporting periods beginning on or after 1 January 2006. At reporting date, the Commission has not entered into any arrangements as specified in the Interpretation. The implementation of UIG 4 is not expected to change the accounting for any of the Commission's current arrangement.

The following amendments are not applicable to the Commission as they will have no impact:

AASB Amendment	Affected Standards
2005-1	AASB 139 (Cash flow hedge accounting of forecast intragroup transactions)
2005-5	Amendments to Australian Accounting Standards [AASB 1 & AASB 139]
2005-9	Amendments to Australian Accounting Standards [AASB 4, AASB 1023, AASB 139 & AASB 132] (Financial guarantee contracts).
2006-1	AASB 121 (Net investment in foreign operations)
UIG 5	'Rights to Interests arising from Decommissioning, Restoration and Environmental Rehabilitation Funds'.
UIG 6	'Liabilities arising from Participating in a Specific Market – Waste Electrical and Electronic Equipment'.
UIG 7	'Applying the Restatement Approach under AASB 129 Financial Reporting in Hyperinflationary Economies'

4 Department of Agriculture and Food Contracted Service Costs

Effective 1 July 2000 The Agricultural Produce Commission ("the Commission") entered into a memorandum of understanding with the Department of Agriculture and Food ("the Department") which is reviewed annually. The objective of this arrangement is to establish the types and standards of services to be provided, the basis for determining the level and the costs of the services and the responsibilities of the Commission and the Department.

The costs of the above mentioned services are disclosed below:

	<u>2006</u>	<u>2005</u>
	\$	\$
Administration		
Department of Agriculture and Food contracted services	58,355	74,461
Other professional services and contracts	828	11,246
Other expenses	16,192	8,005
	<u>75,375</u>	<u>93,712</u>
APC - Producers' committees operating costs		
Avocado Producers' Committee	25,024	35,490
Beekeepers Producers Committee	37,909	21,319
Carnarvon Banana Producers' Committee	26,745	449,521
Carrot Producers' Committee	1,679	719
Egg Producers Committee	364	1,293
Kununurra Crop Pest Control Committee	-	24,000
Pome, Citrus & Stone Fruit Producers' Committee	625,908	538,789
Pork Producers' Committee	378,557	270,051
Potato Producers Committee	1,333,681	715,505
Strawberry Producers' Committee	99,448	32,066
Table Grape Producers' Committee	82,419	63,037
Turf Producers' Voluntary Committee	25,360	-
Vegetable Producers Committee	32,948	-
Total APC Producers' Committees operating costs	<u>2,670,042</u>	<u>2,151,790</u>
Total	<u>2,745,416</u>	<u>2,245,502</u>



AGRICULTURAL PRODUCE COMMISSION
Notes to the financial statements
for the year ended 30 June 2006

	<u>2006</u> \$	<u>2005</u> \$
5 Employee benefit expense		
Wages and salaries	83,019	51,146
Superannuation - defined contribution plans	7,159	6,867
Annual Leave & Long Service Leave Expense	3,418	3,808
Total employee expenses	<u>93,596</u>	<u>61,821</u>
Employment on-costs such as workers' compensation insurance are included at note 6 'Other Expenses'. The employment on-costs liability is included in note 14 'Provisions'.		
6 Other expenses		
Audit fees	6,300	5,000
Employment on-costs ^(a)	1,098	1,000
Commissioners' sitting fees and related costs	33,873	28,679
Producers committees' conducting polls	-	4,599
Resources received free of charge	6,575	6,575
	<u>47,846</u>	<u>45,853</u>
^(a) Includes workers' compensation insurance and other employment on-costs. The on-costs liability associated with the recognition of annual and long service leave liability is included at note 14 'Provisions'. Superannuation contributions accrued as part of the provision for leave are employee benefits and are not included in employment on-costs		
7 APC - Fees for service revenue		
Avocado Producers' Committee	48,567	48,534
Beekeepers Producers' Committee	36,089	42,156
Camraron Banana Producers' Committee	77,643	86,947
Kununurra Crop Pest Control Committee	4,271	45,049
Pome, Citrus & Stone Fruit Producers' Committee	339,315	519,149
Pork Producers' Committee	288,264	120,565
Potato Producers Committee	1,326,758	664,065
Strawberry Producers' Committee	60,492	73,642
Table Grape Producers' Committee	44,155	59,209
Turf Producers' Voluntary Committee	17,080	11,120
Vegetable Producers Committee	45,539	-
Total APC fees for service	<u>2,288,173</u>	<u>1,670,436</u>
8 Other Revenue		
Grants Received (Refer note 27.21)	80,008	22,289
Other	3,427	-
Total other revenue	<u>83,435</u>	<u>22,289</u>
Comparatives for note 7 & 8 have been amended to correctly disclose additional grants received under other Revenue where it had been previously been disclosed as Fees for service revenue in the Table Grape Producers' Committee and the Camraron Banana Producers' Committee.		
9 Income from State Government		
Resources received free of charge		
Determined on the basis of the following estimates provided by agencies:		
Department of Agriculture and Food	<u>6,575</u>	<u>6,575</u>
(1) Where assets or services have been received free of charge or for nominal consideration, the Commission recognises revenues (except where the contribution of assets or services is in the nature of contributions by owners, in which case the Commission shall make a direct adjustment to equity) equivalent to the fair value of the assets and/or the fair value of those services that can be reliably determined and which would have been purchased if not donated, and those fair values shall be recognised as assets or expenses, as applicable.		
10 Receivables		
Current		
Receivables	<u>276,564</u>	<u>205,124</u>
	<u>276,564</u>	<u>205,124</u>
11 Other Current Assets		
Current		
Accrued Interest	116,172	39,350
Advances ^(a)	<u>138,758</u>	-
	<u>254,930</u>	<u>39,350</u>
^(a) During the year the following grants were made to associations of which this amount remains unspent as at balance date: WA Fruit Growers Assoc (Grant: \$622,534 Balance 30 June 06: \$95,851) Western Potatoes Ltd (Grant: \$1,000,000 Balance 30 June 06: \$42,907)		
12 Payables		
Current		
Trade payables	<u>69,287</u>	<u>99,690</u>
	<u>69,287</u>	<u>99,690</u>
13 Accrued Salaries		
Sitting Fees	8,000	-
Estimated pay increment arrears to 30 June 2006	1,128	-
Amounts owing for the 1 working day from 29 June to 30 June 2006	<u>212</u>	-
	<u>9,340</u>	-



AGRICULTURAL PRODUCE COMMISSION
Notes to the financial statements
for the year ended 30 June 2006

	<u>2006</u>	<u>2005</u>
	\$	\$
14 Provisions		
<u>Current</u>		
Employee benefits provision		
Annual Leave ^(a)	14,646	10,291
Long Service Leave ^(b)	-	-
	<u>14,646</u>	<u>10,291</u>
<u>Non-current</u>		
Employee benefits provision		
Long Service Leave ^(b)	8,598	8,535
Other provisions		
Employment on-costs ^(c)	1,098	1,000
	<u>9,696</u>	<u>9,535</u>
	<u>24,342</u>	<u>19,826</u>

^(a) Annual Leave liabilities have been classified as current as there is no unconditional right to defer settlement for at least 12 months after reporting date.

^(b) Long service leave liabilities have been classified as non current where there is no unconditional right to defer settlement for at least 12 months after reporting date.

^(c) The settlement of annual and long service leave liabilities gives rise to the payment of employment on-costs including workers' compensation insurance.

15 Inventories		
Promotion and Marketing Products	6,520	17,586
	<u>6,520</u>	<u>17,586</u>
See also note 2(l)		

16 Equity

Equity represents the residual interest in the net assets of the Commission. The Government holds the equity interest in the Commission on behalf of the community. The asset revaluation reserve represents that portion of equity resulting from the revaluation of non-current assets.

Contributed Equity

Balance at start of year	3,596,697	705,000
--------------------------	-----------	---------

Contribution by Owners

Capital contribution ⁽ⁱ⁾	-	-
Transfer of net assets from other agencies ⁽ⁱ⁾	-	2,891,697
Total contributions by owners	<u>-</u>	<u>2,891,697</u>
Balance at end of year	<u>3,596,697</u>	<u>3,596,697</u>

⁽ⁱ⁾ Capital Contributions (appropriations) and non-discretionary (non-reciprocal) transfers of net assets from other State Government agencies have been designated as contributions by owners in Treasurer's Instruction TI 955 'Contributions by Owners Made to Wholly Owned Public Sector Entities' and are credited directly to equity.

(a) Contribution by owners is represented by the transfer of stock valued at \$17,586 from the Potato Marketing Corporation of WA to the Commission to be used for the purposes of marketing & promotion.

(b) Contribution from the Potato Marketing Corporation of WA of \$300,000 to the Commission (APC Potato Producers Committee) for the purpose of marketing & promotion of Ware Potatoes.

(c) Transfer from the Department of Agriculture of \$1,858,406 to the Commission with the repeal of the Pig Industry Compensation Act 1942.

(d) Transfer from the Potato Growing Industry Trust Fund of \$26,868 to the Commission with the repeal of the Potato Growing Industry Trust Fund Act 1947 and the Pig Industry Compensation Act 1942.

(e) Transfer from the Poultry Industry Trust Fund of \$688,837 to the Commission with the repeal of the Poultry Industry Trust Fund Act 1948.

Accumulated surplus / (deficit) (Retained Earnings)

Balance at start of year	5,440,441	5,722,372
Result for the period	(39,796)	(281,931)
Balance at end of year	<u>5,400,645</u>	<u>5,440,441</u>

17 Notes to the Cash Flow Statement

(a) Reconciliation of cash

Cash at the end of financial year as shown in the Cash Flow Statement is reconciled to the related items in the Balance Sheet as follows:

Cash and cash equivalents		
Avocado Producers' Committee	204,727	166,589
Beekeepers Producers Committee	31,789	49,319
Carnarvon Banana Producers' Committee	4,952,559	4,699,644
Carrot Producers' Committee	31,426	31,998
Egg Producers' Committee	722,880	696,594
Kununurra Crop Pest Control Committee	28,339	23,312
Pome, Citrus & Stone Fruit Producers' Committee	192,351	576,733
Pork Producers' Committee	1,705,132	1,735,659
Potato Producers Committee	293,358	442,704
Strawberry Producers' Committee	256,772	316,980
Table Grape Producers' Committee	88,850	70,709
Turf Producers' Voluntary Committee	12,920	21,758
Vegetable Producers Committee	608	-
General Account	40,586	62,595
Cash and cash equivalents	<u>8,562,297</u>	<u>8,894,594</u>



AGRICULTURAL PRODUCE COMMISSION
Notes to the financial statements
for the year ended 30 June 2006

	<u>2006</u>	<u>2005</u>
	\$	\$
(b) Reconciliation of net cost of services to net cash flows provided by/(used in) operating activities		
Net cost of services	(46,371)	(288,506)
Non-cash items:		
Resources received free of charge	6,575	6,575
(Increase)/decrease in assets:		
Receivables	(71,440)	(40,113)
Inventories	11,066	-
Other current assets	(215,580)	(12,123)
Increase/(Decrease) in liabilities:		
Current payables	(30,403)	39,058
Accrued Salaries	9,340	(1,980)
Current Provisions	4,355	4,809
Non current provisions	161	-
Net cash provided by/(used in) operating activities	<u>(332,297)</u>	<u>(292,280)</u>

18 Remuneration of Members of the Commission

The number of members of the Commission, whose total of fees, salaries, superannuation and other benefits for the financial year, fall within the following bands are:

	Number of Members	
	<u>2006</u>	<u>2005</u>
\$0 - \$10,000	2	2
\$10,000 - \$20,000	1	1

The total remuneration of the members of the Accountable Authority is:

<u>33,595</u>	<u>30,253</u>
---------------	---------------

The superannuation included here represents the superannuation expense incurred by the Commission in respect of members of the Accountable Authority.

No members of the Accountable Authority are members of the Pension Scheme.

19 Commitments

(a) Capital expenditure commitments

There are no known capital expenditure commitments, being contracted capital expenditure additional to the amounts reported in the financial statements.

(b) Other expenditure commitments

There are no known other expenditure commitments contracted for at the reporting date, not otherwise provided for in these financial statements.

(c) Guarantees and undertakings

There are no guarantees and undertakings at the reporting date, not otherwise provided for in these financial statements.

20 Financial instruments

Financial instrument information for the year ended 2005 has been prepared under the previous AGAAP Australian Accounting Standard AAS33 'Presentation and Disclosure of Financial Instruments'. Financial instrument information from 1 July 2005 has been prepared under AASB 132 'Financial Instruments: Presentation' and AASB 139 'Financial Instruments: Financial Instruments: Recognition and Measurement'.

(a) Interest Rate Risk Exposure

The following table details the Authority's exposure to interest rate risk as at the reporting date:

	Weighted average effective interest rate %	Variable interest rate \$	Fixed Interest rate Maturity						Non-interest bearing \$	Total \$
			Within 1 year \$	1-2 Years \$	2-3 Years \$	3-4 Years \$	4-5 Years \$	More than 5 Years \$		
2006										
Financial Assets										
Cash assets	5.55%	8,562,297	-	-	-	-	-	-	-	8,562,297
Receivables Loans and advances			-	-	-	-	-	-	531,494	531,494
		<u>8,562,297</u>	-	-	-	-	-	-	531,494	9,093,791
Financial Liabilities										
Payables									69,287	69,287
Accrued Salaries									9,340	9,340
Provisions									24,342	24,342
			-	-	-	-	-	-	102,969	102,969
2005										
Financial Assets										
Cash assets	5.44%	8,894,594	-	-	-	-	-	-	-	8,894,594
Receivables and Accruals			-	-	-	-	-	-	244,474	244,474
		<u>8,894,594</u>	-	-	-	-	-	-	244,474	9,139,068
Financial Liabilities										
Payables									99,690	99,690
Provisions									19,826	19,826
			-	-	-	-	-	-	119,516	119,516

(b) Fair value

The carrying amount of financial assets and financial liabilities recorded in the financial statements are not materially different from their net fair values.

21 Contingent liabilities and contingent assets

There were no contingent liabilities or contingent assets which would affect the Agricultural Produce Commission.

22 Events occurring after reporting date

There have been no events after reporting date which would cause the financial statements to be misleading.



AGRICULTURAL PRODUCE COMMISSION
Notes to the financial statements
for the year ended 30 June 2006

23 Related bodies

There are no related bodies with The Agricultural Produce Commission.

24 Affiliated bodies

Western Australia Fruit Growers Association by the Pome, Citrus and Stone Fruit Producers' Committee is a government affiliated body which received \$622,524 (2005: \$464,525) to perform the prescribed functions of the Committee. Western Australia Fruit Growers Association is not subject to operational control by the Committee.

Potato Growers' Association of WA (Inc) by the Potato Producers' Committee is a government affiliated body in that it received \$205,056.37 (2005:\$138,000) to perform the prescribed functions of the Committee. Potato Growers Association is not subject to operational control by the Committee.

Western Australian Pork Producers' Association by the Pork Producers' Committee is a government affiliated body in that it received \$136,254 (2005:\$132,180) to perform the prescribed functions of the Committee. The Western Australia Pork Producers' is not subject to operational control by the Committee.

Pork Industry Training (Inc) by the Pork Producers' Committee is a government affiliated body in that it received \$71,000 (2005: \$60,541) to perform the prescribed functions of the Committee. The Pork Industry Training (Inc) is not subject to operational control by the Committee.

Western Potatoes Limited by the Potato Producers Committee for services provided under is a government affiliated body in that it received \$1,000,000 (2005: \$359,900) to perform the prescribed functions of the Committee. The Western Potatoes Limited is not subject to operational control by the Committee.

Strawberry Growers Association of WA by the Strawberry Producers Committee is a government affiliated body in that it received \$17,091.60 (2005: \$19,769) to perform the prescribed functions of the Committee. The Strawberry Growers Association is not subject to operational control by the Committee.

Vegetables WA by the Vegetable Producers Committee is a government affiliated body in that it received \$25,000 (2005: \$NIL) to perform the prescribed functions of the Committee. Vegetables WA is not subject to operational control by the Committee.

25 Supplementary financial information

Write-off, losses and gifts

There were no write-offs, losses or gifts of Public Property during the year

2006
\$

2005
\$

26 Remuneration of auditor

Remuneration payable to the Auditor General for the financial year is as follows:

Auditing the accounts, financial statements and performance indicators

The expense is included at note 5 'Other expenses'.

6,300

5,000

27 Explanatory Statement

Explanation of significant variations are considered to be those greater than 10% or \$20,000

	Budget 2006	Actual 2006	Variance Between 2006 Budget & 2006 Actual	Note	Actual 2005	Variance Between 2005 Actual & 2006 Actual	Note
	\$	\$	\$		\$	\$	
COST OF SERVICES							
Expenses							
Dept of Agriculture and Food contracted services							
- Administration	87,700	75,375	(12,325)	27.11	93,712	(18,337)	27.1
- Producers committees' operating costs	3,038,161	2,670,042	(368,119)	27.12	2,151,790	518,252	27.2
Audit fees	5,000	6,300	1,300	27.13	5,000	1,300	27.3
Commissioners' sitting fees & related costs	25,750	33,873	8,123	27.14	28,679	5,194	27.4
Salaries	59,500	83,019	23,519	27.15	51,146	31,873	27.5
Employment on-costs	-	1,098	1,098		4,808	(3,710)	
Producers committees' conducting polls	10,000	-	(10,000)	27.16	4,599	(4,599)	27.6
Resources received free of charge	6,000	6,575	575		6,575	-	
Superannuation	6,450	7,159	709	27.17	6,867	292	
Total cost of services	3,238,561	2,883,440	(355,121)		2,353,176	530,264	
Income							
Revenues							
Fee for service	2,575,890	2,288,173	(287,717)	27.18	1,690,936	597,237	27.7
Interest received	503,180	468,879	(34,301)	27.19	366,945	101,934	27.8
Producers committees' conducting polls	10,000	-	(10,000)	27.20	5,000	(5,000)	27.9
Other revenue	36,600	83,435	46,835	27.21	1,789	81,646	27.10
Total revenue	3,125,670	2,840,487	(285,183)		2,064,670	775,817	
NET COST OF SERVICES	(112,891)	(42,952)	69,939		(288,506)	1,306,081	
INCOME FROM STATE GOVERNMENT							
Resources received free of charge	6,000	6,575	575		6,575	-	
Total Income from State Government	6,000	6,575	575		6,575	-	
SURPLUS/DEFICIT FOR THE PERIOD	(106,891)	(36,377)	70,514		(281,931)	1,306,081	



(i) Significant variations between actual revenues and expenditures for the financial year and revenues and expenditures for the immediately preceding financial year.

Details and reasons for significant variations between actual results with the corresponding items of the preceding year are detailed below. Significant variations are considered to be those greater than 10% or \$20,000.

(27.1) Administration

There were no significant legal inquiries required by the Commission in the current year resulting in reduced legal expenses and the cost of advertising was reduced as there were no industry polls conducted during the year.

(27.2) Producers committees' operating costs

The increase is related to the following key points:

- The Pome, Citrus and Stone Fruit Committee's annual commitment to WA Fruit Growers Association (WAFGA) activities were increased and funds were also allocated towards the eradication of the hills area Apple Scab incursion.
- Potato Committee increased its marketing and promotion activities through Western Potatoes Limited.
- Vegetable Committee was established and started its operations during 2005/06 financial year.
- Pork Committee increased its research activities with Murdoch University.
- Turf Committee funded UWA and Horticulture Australia Limited (HAL) to carryout turf based research project.
- Strawberry committee funded a research/study tour on strawberry production in the UK and USA.
- Table Grape Committee increased its advertising and promotion activities during the year.
- Carnarvon Banana Producers Committee expenditure was reduced in the current year as result of the one off funding in the previous year for the development of Sweeter Banana Co-operative.

(27.3) Audit Fees

Increase in audit fee charges by the Office of the Auditor General was as a result of the introduction of new international accounting standards.

(27.4) Commissioners' sitting fees & related costs

Increase was related to an incremental increase in Commissioners sitting fees as approved by the Minister and a special payment to the Chairperson for additional work performed during the year and a review of the Agricultural Produce Commission Act.

(27.5) Salaries and Employment on-costs

Additional staff were engaged by the Commission during the year to undertake a review of the APC data and validate grower and dealer fee for service return information in order to improve APC operations.

(27.6) Producer committees' conducting polls

There were no polls conducted during the financial year, compared to the previous year when 1 poll was conducted.

(27.7) Fee for Service

The variation mainly relates to -

- Potato Producer Committee increasing its promotion fee for service on local ware potatoes to fund additional marketing and promotion activities.
- Pork Producer Committee fee for service represent a full year of collection as opposed to the prior year when the collection commenced from February 2005
- Vegetable Committee was established and started operating during 2005/06 financial year.
- Pome Fruit Sub-Committee reduced its fee for service rate on the 1st January 2005 as result of reduced funding requirements at the time.

(27.8) Interest Received

Current year interest earnings were higher due to larger fund balances been held by the APC as result of the Egg and Pork Committee funds being available for a full year. (Note Egg and Pork Committee funds were transferred to the APC in March 2005).

(27.9) Producer Committees Conducting Polls

There were no polls conducted during the financial year, compared to previous year when 1 poll was conducted.

(27.10) Other Revenue

Funds were received from HAL for Table Grape research and development and a grant was received by the Bee-keepers Committee from various industry associations to support their activities and as well as receiving newsletter subscriptions and revenue from advertising space.

(ii) Significant variations between 2006 estimates and 2006 actual results for the financial year.

Details and reasons for significant variations between estimates and actual results are detailed below. Significant variations are considered to be those greater than 10% or \$20,000.

(27.11) Administration

Reduction relates to the Department of Agriculture and Food service charges reported as being lower as the Finance Support Officer was recognised as part of salary costs listed at note 26.15 as the officer was employed directly by the APC during 2005/06.

(27.12) Producers committees' operating costs

The variance is related to the following:

- Carnarvon Banana Committee expenditure on biosecurity activities was lower than anticipated.
- Egg Committee did not start operations as planned.
- The Pome, Citrus and Stone Fruit Committee's annual contribution to WAFGA was not fully drawn down as the new Development Officer position within WAFGA was not filled as planned.
- Pork Committee research program was behind schedule.
- Offsetting these budget underspends was an increase in expenditure by Table Grapes and Potato Committees on promotion and marketing activities.



AGRICULTURAL PRODUCE COMMISSION
Notes to the financial statements
for the year ended 30 June 2006

(27.13) Audit Fees

Increase in audit fee charges by the Office of the Auditor General was as a result of the introduction of new international accounting standards.

(27.14) Commissioner's sitting fees & related costs

Increase was related to an incremental increase in Commissioners sitting fees as approved by the Minister and a special payment to the Chairperson for additional work performed during the year and a on review of the Agricultural Produce Commission Act.

(27.15) Salaries and Employment on-costs

Additional staff were engaged by the Commission during the year to undertake a review of the APC data and validate grower and dealer fee for service return information in order to improve APC operations.

(27.16) Producers committees conducting polls

There were no polls conducted during the financial year as anticipated, compared to the previous year when 1 poll was conducted.

(27.17) Superannuation

The superannuation charge for the Executive officer was underestimated.

(27.18) Fee for service

The variation mostly relates to -

- Vegetable Committee fee for service rate was set too low and the production levels were over estimated in its first year of operation. The committee has subsequently reviewed the rate and production levels and adjusted them accordingly.

- Pome, Citrus and Stone Fruit Committee revenue was lower due to stone fruit crop failures resulting from seasonal conditions and citrus revenue being lower than anticipated due to lower production as compared to the original estimates.

- Bee Committee revenue was down on its original estimate, due to less hives.

- Potato Committee fee for service rate for promotion and marketing was reduced during the year in response to growers request to lower the rate.

- Both Pork and Strawberry Committees exceeded their original production estimates resulting in their fee collections being higher than anticipated

(27.19) Interest received

The Carnarvon Banana Committee interest revenue was over estimated but this was offset by under-estimates by most other Committees.

(27.20) Producers committees conducting polls

There were no polls conducted during the financial year as anticipated, compared to the previous year when 1 poll was conducted.

(27.21) Other revenue

Funds were received from HAL for Table Grape research and development and a grant was received by the Bee-keepers Committee from various industry associations to support their activities and as well as receiving newsletter subscriptions and revenue from advertising space.

28 Reconciliations explaining the transition to Australian equivalents to International Financial Reporting Standards (AIFRS)

RECONCILIATION OF EQUITY AT THE DATE OF TRANSITION TO AIFRS: 1 JULY 2004

	Previous GAAP	Total	AIFRS
	1 July 2004	Adjustments	1 July 2004
	\$		\$
ASSETS			
Current Assets			
Cash and cash equivalents	6,312,765	-	6,312,765
Receivables	165,010	-	165,010
Inventories	-	-	-
Other current assets	27,226	-	27,226
Total Current Assets	6,505,001	-	6,505,001
LIABILITIES			
Current Liabilities			
Payables	60,632	-	60,632
Accrued Salaries	1,980	-	1,980
Provisions	15,017	-	15,017
Total Current Liabilities	77,629	-	77,629
Net Assets	6,427,372	-	6,427,372
EQUITY			
Contributed equity	705,000	-	705,000
Accumulated surplus/(deficit)	5,722,372	-	5,722,372
Total Equity	6,427,372	-	6,427,372



AGRICULTURAL PRODUCE COMMISSION
Notes to the financial statements
for the year ended 30 June 2006

RECONCILIATION OF EQUITY AT THE END OF LAST REPORTING PERIOD UNDER PREVIOUS AGAAP: 30 JUNE 2005

	GAAP	Total	AIFRS
	30 June 2005	Adjustments	30 June 2005
	\$		\$
ASSETS			
Current Assets			
Cash and cash equivalents	8,894,594	-	8,894,594
Receivables	205,124	-	205,124
Inventories	17,586	-	17,586
Other current assets	39,350	-	39,350
Total Current Assets	9,156,654	-	9,156,654
LIABILITIES			
Current Liabilities			
Payables	99,690	-	99,690
Accrued Salaries	-	-	-
Provisions	19,826	-	19,826
Total Current Liabilities	119,516	-	119,516
NET ASSETS	9,037,138	-	9,037,138
EQUITY			
Contributed equity	3,596,697	-	3,596,697
Accumulated surplus/(deficit)	5,440,441	-	5,440,441
Total Equity	9,037,138	-	9,037,138

RECONCILIATION OF INCOME STATEMENT (PROFIT OR LOSS) FOR YEAR ENDED 30 JUNE 2005

	GAAP	Total	AIFRS
	30 June 2005	Adjustments	30 June 2005
	\$		\$
COST OF SERVICES			
Expenses			
Department of Agriculture and Food contracted services	2,245,502	-	2,245,502
Employee benefits expense	62,821	-	62,821
Other expenses	44,853	-	44,853
Total cost of services	2,353,176	-	2,353,176
INCOME			
Revenue			
Fee for Service	1,670,436	-	1,670,436
Producers committee's conducting polls	5,000	-	5,000
Interest revenue	366,945	-	366,945
Other revenue	22,289	-	22,289
Total income other than income from State Government	2,064,670	-	2,064,670
INCOME FROM STATE GOVERNMENT			
Resources received free of charge	6,575	-	6,575
Total income from State Government	6,575	-	6,575
SURPLUS/(DEFICIT) FOR THE PERIOD	(281,931)	-	(281,931)

RECONCILIATION OF CASH FLOW STATEMENT FOR THE YEAR ENDED 30 JUNE 2005

	GAAP	Total	AIFRS
	30 June 2005	Adjustments	30 June 2005
	\$		\$
CASH FLOWS FROM OPERATING ACTIVITIES			
Payments			
Supplies and services	(2,304,714)	-	(2,304,714)
	<u>(2,304,714)</u>	<u>-</u>	<u>(2,304,714)</u>
Receipts			
Receipts from Producers	1,648,189	-	1,648,189
Interest received	354,822	-	354,822
Other receipts	9,423	-	9,423
	<u>2,012,434</u>	<u>-</u>	<u>2,012,434</u>
Net cash provided by/(used in) operating activities	(292,280)	-	(292,280)
Net increase/(decrease) in cash and cash equivalents	(292,280)	-	(292,280)
Cash and Cash equivalents at the beginning of period	9,186,874	-	9,186,874
CASH AND CASH EQUIVALENTS AT THE END OF THE FINANCIAL YEAR	8,894,594	-	8,894,594





AUDITOR GENERAL

INDEPENDENT AUDIT OPINION

To the Parliament of Western Australia

AGRICULTURAL PRODUCE COMMISSION FINANCIAL STATEMENTS AND PERFORMANCE INDICATORS FOR THE YEAR ENDED 30 JUNE 2006

Audit Opinion

In my opinion,

- (i) the financial statements are based on proper accounts and present fairly the financial position of the Agricultural Produce Commission at 30 June 2006 and its financial performance and cash flows for the year ended on that date. They are in accordance with applicable Accounting Standards and other mandatory professional reporting requirements in Australia and the Treasurer's Instructions;
- (ii) the controls exercised by the Commission provide reasonable assurance that the receipt and expenditure of moneys, the acquisition and disposal of property, and the incurring of liabilities have been in accordance with legislative provisions; and
- (iii) the key effectiveness and efficiency performance indicators of the Commission are relevant and appropriate to help users assess the Commission's performance and fairly represent the indicated performance for the year ended 30 June 2006.

Scope

The Board is responsible for keeping proper accounts and maintaining adequate systems of internal control, for preparing the financial statements and performance indicators, and complying with the Financial Administration and Audit Act 1985 (the Act) and other relevant written law.

The financial statements consist of the Income Statement, Balance Sheet, Statement of Changes in Equity, Cash Flow Statement, and the Notes to the Financial Statements.

The performance indicators consist of key indicators of effectiveness and efficiency.

Summary of my Role

As required by the Act, I have independently audited the accounts, financial statements and performance indicators to express an opinion on the financial statements, controls and performance indicators. This was done by testing selected samples of the evidence. Further information on my audit approach is provided in my audit practice statement. Refer "<http://www.audit.wa.gov.au/pubs/Audit-Practice-Statement.pdf>".

An audit does not guarantee that every amount and disclosure in the financial statements and performance indicators is error free. The term "reasonable assurance" recognises that an audit does not examine all evidence and every transaction. However, my audit procedures should identify errors or omissions significant enough to adversely affect the decisions of users of the financial statements and performance indicators.

JOHN DOYLE
ACTING AUDITOR GENERAL
1 September 2006

ATTACHMENTS

Attachment 1

List of Producers' Committee Service Functions (Section 12.1 APC Act)

- (a) Advertise and promote the agricultural produce;
- (b) Control or develop the means of controlling pests and diseases if there is a likelihood of those pests or diseases affecting the quality or volume of output of the agricultural produce;
- (c) Conduct research in relation to any matter, if in the opinion of the producers' committee that research is of advantage to producers of the agricultural produce;
- (d) Conduct educational or instructional programmes relating to the production of agricultural produce;
- (e) Develop and expand markets for the agricultural produce in Western Australia and elsewhere;
- (f) Establish a voluntary insurance scheme for the benefit of producers of the agricultural produce including insurance relating to crops;
- (g) Undertake and provide market forecasting for the agricultural produce;
- (h) Establish systems of inspection for the agricultural produce for the purpose of quality control or pest and disease control;
- (i) Formulate schemes for declaring producers of the agricultural produce to be accredited producers;
- (j) Establish systems to facilitate inspection of grading, packaging and storage of the agricultural produce including weight and uniformity (including uniformity of ripeness) within packages;
- (k) Support, with or without grant of financial aid, and whether or not initiated by the committee or the Commission, any scheme or activity which in the committee's opinion is capable of assisting in the promotion or sale of the agricultural produce;
- (l) Provide such other services for the agricultural produce as may be prescribed;
- (la) establish a compensation scheme for the benefit of producers whose agricultural produce is destroyed as a result of action taken to control a pest or disease of that produce;
- (m) Arrange for the provision of all or any of the services or the exercise of any of the functions referred to in paragraphs (a) to (la) in whole or in part by another person or organization or in conjunction with the Commission or any other person or organization.

Reference: Agricultural Produce Commission Act 1988, Section 12.1

Functions adopted by established APC producer Committees

Producers' Committee	Functions
APC Avocado Producers' Committee	(a) to (k)
APC Beekeepers Producers' Committee	(b), (c), (d), (h), (l), (la) & (m)
APC Bridgetown-Greenbushes Fruit Fly Baiting Committee	(b)
APC Carnarvon Banana Producers' Committee	(a) to (m)
APC Carrot Producers' Committee	(a) to (e) - (l) & (m)
APC Egg Producers' Committee	(a) to (m)
APC Katanning Fruit Fly Baiting Committee	(b)
APC Kununurra Crop Pest Control Committee	(b)
APC Pork Producers' Committee	(a) to (m)
APC Potato Producers' Committee	(a) to (m)
APC Pome, Citrus & Stone Fruit Producers' Committee	(a) to (m)
APC Strawberry Producers' Committee	(a) to (l) & (m)
APC Table Grape Producers' Committee	(a) to (l) & (m)
APC Vegetable Producers' Committee	(a) to (m)
Turf Producers' Voluntary Producers' Committee	(a) to (m)

Attachment 2:

PROCEDURES TO JOIN THE AGRICULTURAL PRODUCE COMMISSION

The procedure to set up a Producers' Committee under the Agricultural Produce Commission Act is as follows:

1. The APC receives a request from producers or industry group to establish a producers committee (the formal request is usually made after a period of consultation with the APC and the industry concerned.).
2. The APC considers the request and clarifies with the applicant(s) the Section 12.1 service functions to be provided by the proposed committee, the agricultural produce covered, the area of the State involved and poll type (postal or general meeting).
3. The APC passes formal motion to initiate proceedings.
4. The APC notifies the Minister of Agriculture of the intention to establish the producers' committee and request direction as to how the Notice of Intention should be published.
5. The Minister issues direction and the APC then publishes a Notice of Intention to establish the producers' committee. The notice is published in newspapers and industry newsletter – producers maybe advised by direct mail if this is considered necessary. The notice explains in simple terms the function(s) of the committee, specific agricultural commodity involved, the region, and submissions are invited for and against the proposal from affected producers.
6. The Commission considers the submissions received regarding setting up the proposed committee. The Commissioners may invite producers to facilitate its consideration of submissions.
7. If the Commissioners decide to proceed then the applicant(s) pay a deposit to cover the cost of the poll. This deposit is refundable if the poll is successful.
8. The Commissioners appoint a returning officer to conduct the poll.
9. The APC compiles a list of producers to be polled.
10. The APC publishes a Notice of Intention to conduct a poll in relevant newspapers, industry newsletter or direct mail if there is no industry newsletter. Producers are invited to submit a case for or against establishing the committee.
11. The APC summarises any submissions and prepares a summary to go out with the polling papers.
12. The returning officer appoints scrutineers.
13. The poll is conducted and the returning officer publishes the result in appropriate newspaper.
14. The Commissioners consider the results of the poll and if in favour decides whether to establish a committee. Approval to establish the committee is given by formal motion.
15. The Commission publishes the establishment of the committee in the Government Gazette and appropriate newspapers and producers are invited to nominate themselves for appointment to the committee.

Attachment 3:

APC Approvals and Notices 2005/2006*

Commission/Committee:	Procedure	Approve/ publish date
Agricultural Produce Commission – Budget approval	Agricultural Produce Commission budget for the fiscal year 2005/2006 and forward estimates for 2006/2007 and 2007/2008 approved	Meeting of Commissioners, 12 July 2005
Agricultural Produce Commission – Adoption of Funding Agreement and Acquittal Form	Adoption of Funding Agreement and Acquittal Form to formalise committee funding arrangements for industry groups to ensure that expenditure was charted in accordance with Section 12.1 functions. The Form to be ready for distributed at the annual meeting of Commissioners and Committee Chairpersons on 4 August 2005.	Meeting of Commissioners, 12 July 2005
Agricultural Produce Commission – Adoption of SSC purchasing requirements	Adoption of purchasing requirements of State Supply Commission Act 1996 and the APC Procedures for Producer Committees document amended accordingly. The directive to be communicated to the Producer Committees.	Meeting of Commissioners, 12 July 2005
Agricultural Produce Commission – Administration fee increase	<p>Taking due note of the APC General Account forecast position for 2004/05 through to 2007/08 approval given increase in APC administration fee rate:</p> <p>a) Pome, Citrus and Stone Fruit Producers Committee administration charge by 3% to 14%</p> <p>b) Other committees by 1% to 11% except Potato Marketing and Promotion which would remain at 1% till annual review in February 2006.</p> <p>The APC administrative fee to be reviewed annually and take into account the level at which particular committees draws on resources.</p> <p>That the changes in administration income rate be communicated to the respective Producer Committees.</p> <p>Approval given for additional funding from the increase in the administration rate to engage a contract level 1 for 3-6 months in addition to the current staffing levels of 1 Executive Officer and 1 and a half Administrative Support.</p>	Meeting of Commissioners, 12 July 2005

* Fee for Service Notices refer Table 6, page 13

Attachment 3:

APC Approvals and Notices 2005/2006*

Commission/Committee:	Procedure	Approve/ publish date
Agricultural Produce Commission – Approval of Annual Report 2004/2005	The draft Annual Report, and unaudited Performance Indicators, Statement of Financial Performance, Statement of Financial Position and Statement of Cash Flows for the year ended 30 June 2005 endorsed and forwarded to the Minister and Auditor General.	Approved by Written Motion, 25 August 2005
Agricultural Produce Commission – Administration fee increase	The Commission noted objections from some committees to the APC administration fee increase. Also that members of the APC Pome, Citrus and Stone Fruit Producers Committee had contacted the Auditor General Office. That the subsequent review by the AGO Senior Compliance Analyst resulted in no issues being identified in regards to APC financial practices, the Commission therefore resolved that the increased administration fees approved on 17 July 2005 be reconfirmed but introduction delayed six months to commence from 1 st January 2006.	Approved by: Written Motion, 25 November 2005
APC Producer Committees – Amendment to Committee Directions document	To address possible conflict of interest concerns the Committee Direction documents were amended by the inclusion of the following additional paragraphs: Constitution of the Committee 4.4 A Person who is the chairperson, president, vice-president or treasurer of an organisation that provides services on behalf of the committee pursuant to section 12(1)(m) of the Act is not eligible to be elected chairperson of the committee. 4.5 A person who is the secretary/executive officer of an organisation that provides services on behalf of the committee pursuant to section 12(1)(m) of the Act is not eligible to be appointed secretary of the committee except with the prior written approval of the Commission 4.6 A secretary of the Committee will not hold executive powers and will act under the direction of the chairperson.	Meeting of Commissioners, 5 December 2005
Agricultural Produce Commission – Administration fee for ware potatoes promotion fee for service	a) To reflect the increased administrative workload associated with the promotion service the APC administration fee on additional domestic ware potatoes fee for service collection was increased from 1% to 2%, to commence from 1st February 2006. b) So as to assist Commissioners with an objective basis on which to conduct the annual review of APC administration charges, a cost analysis of all administrative services received by each committee be prepared as part of annual review.	Meeting of Commissioners, 31 January 2006.
Secretarial arrangements APC Potatoes Producers C'tee and APC Vegetable Producers' C'tee	Exemption to Committee Direction 4.5 approved for Mr. Jim Turley to act as Secretary for both APC Potato Producers' Committee and APC Vegetable Producers' Committee, this arrangement is subject to annual review.	Meeting of Commissioners, 31 January 2006

* Fee for Service Notices refer Table 6, page 13

Attachment 3:

APC Approvals and Notices 2005/2006*

Commission/Committee:	Procedure	Approve/ publish date
Community fruit fly baiting scheme debt collection	Commissioner reconfirmed resolution that the APC would not proceed to establish community fruit fly baiting committee without first receiving from the local government authority its commitment to take responsibility for Fee for Service debt collection.	Meeting of Commissioners, 19 April 2006
Agricultural Produce Commission – Tender for domestic ware potato promotion	In regard to the contracted agreement for the provision of ware potato promotion services with APC Potato Producers Committee and Western Potatoes Limited that the Commission agrees to an extension of the current contract to 31 December 2006. Tender documents are to be prepared for the period as required by the Potato Committee. Resources of the Department of Agriculture & Food Contract and Procurement Section will be utilized for preparation of the tender and an independent evaluation committee will be appointed to consider the tenders and make recommendation to the Committee and the Commission.	Meeting of Commissioners, 19 April 2006
Agricultural Produce Commission – C'tee chairpersons Authority	Executive Officer to seek legal guidance where Committee chairperson appears to exceed authority in matters that are contrary to purposes of the Act and to draw the chairperson's attention to the Committee Directions document in regard to removal from office provision – Direction 9.	Meeting of Commissioners, 17 May 2006
Agricultural Produce Commission – Revised Contract arrangements for domestic ware potato promotion.	<p>The Commission met with invited potato industry representatives to discuss funding of ware potato promotion services. The Commissioners also noted a letter from the Minister expressing concerns for the future of the producer owned entity without industry promotion funding. After considering various options the Commission decided that the motion passed at the Meeting of Commissioners held on 19 April 2006 in regard to the contracting of domestic ware potato promotion by tender was rescinded and instead the following action taken:</p> <p>That the domestic ware potato promotion services continue to be carried out by Western Potatoes Limited, subject to the drawing up of new contract between the APC Potato Producers' Committee and Western Potatoes Limited.</p> <p>The contract, to commence from 1st July 2006, shall be for a period of three years subject to satisfactory performance of Western Potatoes Limited in accordance with the terms of the contract. The operation of the contract will be reviewed annually by the Commission and the APC Potato Producers' Committee.</p> <p>The contract will include provision for regular (probably annual) review of the level of services, since this level is ultimately determined by the support of producers for the Fee for Service and the service level required by the APC Potato Producers' Committee.</p> <p>The contract shall require Western Potatoes Limited in the provision of administration and provision of services exercise appropriate quotation and tender arrangements to ensure that fair value is obtained for potato producers.</p> <p>The contract shall provide for appropriate communication between APC Potato Producers' Committee, Potato Marketing Corporation and Western Potatoes Limited to ensure that there is appropriate planning and execution of services for the best possible benefit for potato producers.</p>	Meeting of Commissioner, 30 May 2006

Attachment 3:

APC Approvals and Notices 2005/2006*

Commission/Committee:	Procedure	Approve/ publish date
Agricultural Produce Commission – APC Budget 2006/2007 and forward estimates.	The Commission budget for 2006/2007 and forward estimates accepted and forwarded to the Minister for approval. Due note taken of funding of services through industry associations by the APC Pome, Citrus and Stone Fruit Producers Committee and APC Potato Producers' Committee. The acquittal agreements between industry associations and the above committees covering revenue contributions during 2005/2006 take into account any surplus funds held by the associations as at 30 June 2006. The APC Pome, Citrus and Stone Fruit Producers' Committee midyear review of 2006/2007 budget take note that the Apple Scab incursion funding is in accordance with budget.	Meeting of Commissioners, 8 June 2006
Agricultural Produce Commission – Administration fee for APC Egg Producers Committee	In the absence of egg industry fee for service the APC administration for the APC Egg Producers' Committee for the year 2005/2006 was set at \$5,000. The administration fee to be subject to annual review to take into account actual level of services provided to the Committee.	Meeting of Commissioners, 8 June 2006
Agricultural Produce Commission – Committee chairpersons skills workshop	Consideration given to conducting workshop for APC producer committee chairpersons so as to ensure they understand their responsibilities, enhance skill levels in regard to strategic planning and good corporate governance procedures..	Meeting of Commissioners, 8 June 2006

* Fee for Service Notices refer Table 6, page 13

Attachment 3:

APC Approvals and Notices 2005/2006

Appointments 2006 - Annual producer committee appointments – Approved at Meeting of Commissioners 17 May 2006**

<i>Name</i>	<i>Remarks</i>
APC Avocado Producers Committee - 2 positions - 2 Nominations received	
1) Ron Hansen	Re-Nominated – appointed 3 years to 31 May 2009
2) Alan Blight	Re-Nominated - appointed 3 years to 31 May 2009
APC Beekeepers Producers Committee - 3 positions - 3 Nominations received	
1) Harry East	Re-Nominated – appointed 3 years to 31 May 2009
2) Dan Dowsett	Re-Nominated – appointed 3 years to 31 May 2009
3) Glen Pattinson	New nomination – appointed 3 years to 31 May 2009
(Retiring Member Phil Sammut did not renominate)	
APC Kununurra Crop Pest Control Ctee – 2 positions + 2 vacancies - 2 nominations received.	
1) Lachlan Dobson	Re-nominated – appointed 3 years to 31 May 2009
2) Judy Fairclough	Re-nominated – appointed 3 years to 31 May 2009
3) Vacancy	(no nomination received)
4) Vacancy	(no nomination received)
APC Strawberry Producers Committee – 2 Positions - 2 nominations received	
1) Neil Handasyde	Re-Nominated – appointed 3 years to 31 May 2009
2) Wes Tweedie	Re-Nominated – appointed 3 years to 31 May 2009
APC Table Grape Producers Committee – 4 Positions end of tenure, 1 vacancy due to resignation - 5 nominations received	
1) Vlade Skroza	Re-Nominated – appointed 3 years to 31 May 2009
2) Matt Katich	Re-Nominated – appointed 3 years to 31 May 2009
3) Tony Lovreta	Re-Nominated – appointed 3 years to 31 May 2009
4) Kim Taylor	Re-Nominated – appointed 3 years to 31 May 2009
5) Allan Price	New Nomination – appointed 3 years to 31 May 2009
During nomination process sitting member Peter Bacon resigned therefore all 5 persons who nominated were appointed.	
Turf Producers Voluntary Committee – Members for year 1/6/2006 to 31/5/2007	
Ray Moir (Chairman), 2) John Maas, 3) Tony Dimasi, 4) Peter Paino – Ray Moir has confirmed that the 4 named members of Turf Voluntary Producers Committee for the year to 31 May 2007 - Appointments advised by Turf Growers Association and noted by the Commission	

** Appointments for producer committee tenures that expired on 31 May 2006 – Positions advertised as per procedure set out on Page 11

Attachment 4

Agricultural Produce Commission 2005/2006 Budget

Item	Original (\$)	Final(\$)	Comments
Estimated opening balance 2005/2006	9,038,047	9,038,047	
Revenue:			
1. APC Producers' committees			
Avocado	58,700	49,500	
Beekeepers	40,000	39,500	
Carnarvon Banana	430,500	280,500	
Carrot	280	1,600	
Egg	93,800	30,000	
Kununurra	-	4,755	Fees suspended
Pome, Citrus & Stone fruit	441,000	470,750	Pome fees reduced
Pork	340,000	340,000	
Potato	1,509,931	1,105,000	Fees reduced
Strawberry	51,000	62,000	
Table Grape	76,480	77,500	
Turf	17,910	17,910	
Vegetables	62,000	40,000	
2. General account			
Service charge to producers committees	148,939	149,564	
Poll deposits received	10,000	0	No poll conducted
Interest on investment	2,000	600	
CF contribution	6,000	6,000	
	3,288,540	2,676,179	
Expenditure			
1. APC Producers' committees			
Avocado	117,500	25,775	
Beekeepers	41,471	43,148	
Carnarvon Banana	53,400	46,100	
Carrot	7,150	350	
Egg	82,252	61,237	
Kununurra	0	0	C'tee suspended activities
Pome, Citrus & Stone fruit	641,645	776,043	Funded partly from reserves
Pork	297,620	430,900	
Potato	1,650,315	1,359,897	Promotion services
Strawberry	161,400	106,275	
Table Grape	78,500	47,075	
Turf	16,769	2,1857	
Vegetables	48,000	34,494	
2. General account			
APC administration	205,650	206,300	
	3,401,672	3,159,898	
Surplus / (Deficit) 2005/2006	-113,132	483,719	
Estimated closing balance 30 June 2006	\$8,924,915	\$8,554,328	

Original budget approved by Minister 17th April 2006

Attachment 5

Production and Revenue 2005/2006

Committee/activity	Kilograms	Tonnes	Fee for Service – Kg	Revenue \$
Avocado		3,237.80	0.015	48,567
			Total Avocado	\$48,567
Beekeepers				36,089
			Total Beekeepers	\$36,089
Carnarvon Bananas		4,386.61	0.0177	77,643
			Total Carnarvon	\$77,643
Pome, Citrus and Stone:				
A) Pome;				-
Apples		39,467.94	0.0034	134,191
Pears		10,170.00	0.0034	34,578
Nashis		145.88	0.0034	496
			Total Pome Fruits	\$169,265
B) Citrus;				
Oranges		6,366.08	0.01	63,661
Lemons		903.47	0.01	9,035
Mandarins		2,396.89	0.013	31,160
Grapefruit		897.87	0.01	8,979
Other Citrus		410.05	0.01	4,101
			Total Citrus	\$116,934
C) Stone Fruit;				
Apricots		203.01	0.009	1,827
Cherries		101.69	0.009	915
Loquats		3.48	0.009	31
Nectarines		1,861.62	0.009	16,755
Peaches		1,229.22	0.009	11,063
Plums		2,502.90	0.009	22,526
			Total Stone Fruit	\$53,117
Kununurra Crop Pest Control				
			pkg	
Various Fruit & Veg			0.11	4,271
			Total Kununurra	\$4,271
	Kilograms		Rate Per Kilogram	
Pork	36,033,000		0.008	288,264
			Total Pork	\$288,264
Potatoes:		Tonnes	Per tonne	
Processing Export		4,026.21	3.65	14,696
Processing Local		19,571.23	3.65	71,435
Seed Export		527.12	3.65	1,924
Seed Local		2,216.16	3.65	8,089
Ware Export		-	3.65	
Ware Local		48,654.83	3.65	177,590
Ware Local Promotion		48,654.83		1,053,022
			Total Potato	1,326,756
Strawberry		6,049.20	0.01	60,492
			Total Strawberry	60,492
Table Grapes		6,307.86	0.007	44,155
			Total Table Grapes	44,155
	Hectares		Rate/Hectare/Year	
Turf	171.8		\$100	17,180
			Total Turf	\$17,180

Attachment 5

Production and Revenue 2005/2006 - Vegetables – various

Vegetable Produce Name	Package Size/Range	Revenue \$	Vegetable Produce Name	Package Size/Range	Revenue \$
Artichokes	all varieties <=100kg	24.06	Pumpkin	all varieties <=100 kg	93.94
Asparagus	all varieties <=100kg	84.37		all varieties >=101 kg	86.43
Beans	all varieties <=100kg	495.94		Butternut <=100 kg	278.36
	all varieties >=101 kg	6.00		Butternut >=101 kg	25.91
Beanshoots	all varieties >=100 kg	34.80		Jap <=100kg	136.32
	all varieties >=101 kg	0.80		Jap >=10 kg	45.15
Beetroot	all varieties <=100 kg	182.57	Radish	all var <= 100 kg	27.30
	all varieties >=101 kg	0.20		Chinese <= 100 kg	81.69
Bok Choy	all varieties <=100 kg	119.22		Chinese >= 101 kg	30.10
Broccoli	all varieties <=100 kg	2,019.51	Shallots	all var <= 100 kg	497.14
	all varieties >=101 kg	29.75		all varieties >=101kg	2.53
Broccolini	all varieties <=100 kg	3.36	Silverbeet	all varieties <=100kg	323.52
Brussel Sprouts	all varieties <=100 kg	144.91		all varieties >=101kg	2.85
Cabbage	all varieties <=100 kg	1,201.58	Snow Peas	all varieties <=100kg	208.56
	all varieties >=101 kg	6.45		all varieties >=101kg	6.30
Capsicums	all varieties <=100 kg	2,037.65	Spring Onions	all varieties <=100kg	366.02
Carrots	all varieties <=100 kg	4,609.83	Sprout Snow Pea	all varieties <=100kg	209.71
	all varieties >=101 kg	5,802.28		all varieties >=101kg	54.15
Cauliflower	all varieties <=100 kg	1,166.97	Squash	all varieties <=100kg	181.43
	all varieties >=101 kg	202.99	Swedes	all varieties <=100kg	119.84
Celery Chicory	all varieties <=100 kg	1,066.74		all varieties >=101kg	0.15
	all varieties >=101 kg	19.25	Sweet Corn	all varieties <=100kg	
Chicory	all varieties <=100 kg	6.18		all varieties >=101kg	4.75
Chillies	all varieties <=100 kg	163.23	Sweet Potato	all varieties <=100kg	216.09
Choysum	all varieties <=100 kg	17.63		all varieties >=101kg	26.25
Courgettes	all varieties <=100 kg	94.14	Turnips	all varieties <=100kg	78.38
Cucumbers	all varieties <=100 kg	1,524.39		all varieties >=101kg	0.20
	all varieties >=101 kg	12.05	Veget-various	Variety not indicated	8,131.75
Eggfruit	all varieties <=100 kg	950.06	Wombok	all varieties <=100kg	23.02
Endive	all varieties <=100 kg	4.33	Zucchini	all varieties <= 100	987.66
English Spinach	all varieties <=100 kg	386.96		all varieties >= 101	12.25
	all varieties >=101 kg	112.50			
Garlic	all varieties <=100 kg	41.27			
Kale	all varieties <=100 kg	3.15			
Kohl Rabi	all varieties <=100 kg	20.34			
Labanese Cucum	all varieties <=100 kg	275.88			
	all varieties >=101 kg	78.71			
Leafy Greens– Other	all varieties <=100 kg	18.20			
	all varieties >=101 kg	5.10			
Leafy Grns–W/cress	all varieties <=100 kg	9.98			
Leeks	all varieties <=100 kg	304.09			
	all varieties >=101 kg	210.15			
Lettuce	all varieties <=100 kg	5,974.83			
	all varieties >=101 kg	30.90			
Marrow	all varieties <=100 kg	4.08			
Mellons	Rockmelon <=100 kg	1,019.04			
	Rockmelon >=101 kg	0.75			
	Watermelon <=100	484.69			
	Watermelon >=101	303.62			
Okra	all varieties <=100 kg	24.83			
Onions	all varieties <=100 kg	951.15			
	all varieties >=101 kg	94.55			
Pak Choy	all varieties <=100 kg	67.80			
	all varieties >=101 kg	9.00			
Paprika	all varieties <=100 kg	42.40			
Parsnips	all varieties <=100 kg	311.51			
Peas	all varieties <=100 kg	10.37			
Total Vegetables					\$45,438
Total Fee for Service – all commodities					= \$2,288,172

Attachment 6

Production fee for service collected on:

Avocado

Year	Number of packages				Conversion	
	6 kg	10 kg	12 kg	Bulk	Kilograms	Tonnes
1996-97	185,694	12,143	1,174	118	1,252,042	1,252
1997-98	285,817	9,815	4,981		1,872,824	1,873
1998-99	292,637	37,035	5,497		2,192,136	2,192
1999-00	306,082	6,204	7,494		1,988,460	1,988
2000-01	352,403	6,902	6,589		2,262,506	2,263
2001-02	381,705	12,049	9,211		2,521,252	2,521
2002-03	409,347	15,624	6,877		2,694,846	2,695
2003-04					2,902,260	2,902
2004-05					3,235,600	3,236
2005-06					3,237,800	3,237

Carnarvon Banana

Year	Number of packages			Conversion	
	13 kg	15 kg		Kilograms	Tonnes
1999-00	260,825	26,081	Contributions to Compensation Scheme	3,781,940	3,782
2000-01	296,136	7,879	Contributions to Compensation Scheme	3,967,953	3,968
2001-02	374,357	3,707	Contributions to Compensation Scheme	4,922,246	4,922
2002-03	373,960	9,417	Contributions to Compensation Scheme and Bio-security	5,002,735	5,003
2003-04			Contributions to Compensation Scheme and Bio-security	4,540,510	4,541
2004-05			Contributions to Compensation Scheme and Bio-security	4,912,260	4,912
2005-06			Contributions to Compensation Scheme and Bio-security	3,795,193	3,795

Pome fruit

Year	Number of packages					Conversion		
	Trays	22 L	36 L	Bins	Processing	Kilograms	Tonnes	
Apples								
1993-94	107,391	245,961	1,052,279	1,995	18,443	41,622,968	41,623	
1994-95	142,589	286,394	1,120,397	2,534	7,463	32,726,850	32,727	
1995-96	116,528	356,772	807,401	5,650	10,645	32,355,094	32,355	
1996-97	74,725	361,755	976,145	3,356	9,201	32,854,650	32,855	
1997-98	107,852	367,798	718,885	1,867	10,085	28,672,724	28,673	
1998-99	97,102	511,002	837,554	2,161	8,339	30,864,634	30,865	
1999-00	156,168	591,200	833,981	4,566	11,470	36,164,110	36,164	
2000-01	41,479	725,347	966,324	4,832	12,690	41,031,672	41,032	
2001-02	72,247	632,426	656,081	7,351	8,108	30,956,488	30,956	
2002-03	161,350	822,626	832,831	10,848	10,806	40,978,510	40,979	
2003-04						43,089,720	43,090	
2004-05						31,952,062	31,952	
2005-06						39,467,941	39,467	

Pears

1993-94	2,250	13,578	325,309	202	2,045	8,159,358	8,159
1994-95	1,798	23,052	310,174	93	1,658	7,564,938	7,565
1995-96	828	23,684	266,813	1,134	2,542	8,119,774	8,120
1996-97	1,064	26,020	296,333	161	2,899	8,618,720	8,619
1997-98	14,272	32,961	279,674	486	2,946	8,641,732	8,642
1998-99	10,402	28,064	276,560	435	2,472	8,015,506	8,016
1999-00	9,665	44,921	238,629	703	3,886	9,061,324	9,061
2000-01	4,702	39,900	287,185	224	3,920	9,683,258	9,683
2001-02	10,144	56,040	220,012	301	2,829	7,631,702	7,632
2002-03	41,033	68,835	278,062	1009	3,703	10,132,138	10,132
2003-04						9,824,360	9,824
2004-05						10,152,988	10,153
2005-06						10,170,000	10,170

Production fee for service collected on:

Year	Number of packages					Conversion		
	Trays	22L	36L	Bins	Processing	Kilograms	Tonnes	
Nashi								
1993-94	37,720	13,953	2,309			359,878	360	
1994-95	28,403	7,528	4,954			293,120	293	
1995-96	34,192	12,876	490			300,100	300	
1996-97	28,066	14,842	928			307,072	307	
1997-98	26,353	9,862	686			236,104	236	
1998-99	46,719	7,768	2,634			327,504	328	
1999-00	38,846	5,073	1,625			245,510	246	
2000-01	37,717	5,819	3,439	4		284,318	284	
2001-02	34,068	5,017	1,090			216,096	216	
2002-03	29,015	3,539	518	1		168,282	168	
2003-04						231,720	232	
2004-05						258,053	258	
2005-06						145,882	145	

Total Pome Fruit

1993-94	147,361	273,492	1,379,897	2,197	20,488	50,142,204	50,142
1994-95	172,790	316,974	1,435,525	2,627	9,121	40,584,908	40,585
1995-96	151,548	393,332	1,074,704	6,784	13,187	40,774,968	40,775
1996-97	103,855	402,617	1,273,406	3,517	12,100	41,780,442	41,780
1997-98	148,477	410,621	999,244	2,353	13,031	37,550,542	37,551
1998-99	154,223	546,834	1,116,748	2,596	10,811	39,207,644	39,208
1999-00	204,679	641,194	1,074,235	5,269	15,356	45,470,944	45,471
2000-01	83,898	771,066	1,256,948	5,060	16,610	50,999,248	50,999
2001-02	116,459	693,483	877,183	7,652	10,937	38,804,286	38,804
2002-03	231,398	895,000	1,111,411	11,858	14,509	51,278,930	51,279
2003-04						53,145,800	53,146
2004-05						42,363,102	42,363
2005-06						49,783,823	49,784

Citrus

Oranges Net bags

1993-94	30	2,227	88,192	2,470	4,708	7,491,168	7,491	
1994-95	1,249	3,004	75,255	2,169	3,546	5,967,001	5,967	
1995-96	2,087	3,718	90,161	1,673	3,628	6,162,907	6,163	
1996-97	789	28,524	77,672	1,912	4,218	6,939,521	6,940	
1997-98	3,293	11,548	98,288	784	3,892	6,349,497	6,349	
1998-99	84,606	22,312	85,209	1,217	3,123	6,049,378	6,049	
1999-00	69010	190,994	9,321	74,139	390	4,316	7,247,274	7,247
2000-01	268705	6,266	8,429	87,652	964	3,896	6,990,091	6,990
2001-02	382221	18,494	2,425	100,468	2,944	3,004	7,464,043	7,464
2002-03	279544	91,384	5,588	127,328	2,641	2,249	7,225,744	7,226
2003-04							6,403,720	6,404
2004-05							11,481,888	11,482
2005-06							6,366,077	6,366

Lemons

1993-94	628	46,939	23,565		242	1,373,586	1,374
1994-95	33	39,362	30,204	1	475	1,630,713	1,631
1995-96	761	42,794	23,894		329	1,409,801	1,410
1996-97	133	34,483	17,380	2	492	1,323,827	1,324
1997-98	5,310	32,628	20,790		268	1,167,142	1,167
1998-99	3,463	28,648	30,618		80	1,110,747	1,111
1999-00	14,842	28,567	27,137		390	1,406,888	1,407
2000-01	2,745	33,843	29,647		182	1,262,467	1,262
2001-02		31,869	23,759	1		1,140,406	1,140
2002-03		35,768	25,010	2		1,220,692	1,221
2003-04						1,159,610	1,160
2004-05						1,052,000	1,052
2005-06						903,467	903

Production fee for service collected on:

Year	Number of packages						Conversion	
	Net Bags	Trays	22L	36L	Bins	Processing	Kilograms	Tonnes
Mandarins								
1993-94		53	104,034	12,150	293		1,816,941	1,817
1994-95		263	103,290	31,943			2,086,235	2,086
1995-96		829	85,758	18,663	191		1,654,417	1,654
1996-97		1,171	90,315	24,850	904		2,128,865	2,129
1997-98		1,628	73,117	19,730	169		1,493,978	1,494
1998-99		7,926	103,013	17,977	347		1,980,152	1,980
1999-00		37,522	102,758	24,978	161		2,190,182	2,190
2000-01		12,870	146,294	33,906	11		2,794,986	2,795
2001-02			126,147	19,441	9		2,469,998	2,470
2002-03			137,867	23,138	120		2,808,478	2,808
2003-04							2,703,170	2,703
2004-05							2,612,843	2,613
2005-06							2,396,889	2,396

Grapefruit

1993-94		251	6,923	38,696	17	34	912,897	913
1994-95		346	5,513	34,992	13	58	841,952	842
1995-96		600	3,085	31,173	5	80	751,650	752
1996-97		576	18,751	29,135		89	937,094	937
1997-98		780	16,305	31,211		98	954,390	954
1998-99		14,553	18,766	35,177		90	1,129,029	1,129
1999-00		55,330	1,400	25,913		126	940,510	941
2000-01		65,014	967	16,754	84		707,288	707
2001-02		69,281	355	20,116	2	57	811,495	811
2002-03		41,487	2282	28,030		48	847,983	848
2003-04							1,020,650	1,021
2004-05							821,912	822
2005-06							897,872	897

Other citrus

1993-94		2,324	5,782	1,134	3		116,448	116
1994-95		1,332	2,361	2,355	11		91,214	91
1995-96		1,218	1,660	1,654	2		63,210	63
1996-97		1,096	3,155	1,960	0		88,850	89
1997-98		1,647	3,619	5,229	13		168,681	169
1998-99		2,737	2,888	2,105	22		105,017	105
1999-00		7,952	2,116	1,022			89,824	90
2000-01		1,543	4,169	9,869			263,461	263
2001-02		3,656	49,585	454	3		722,750	723
2002-03		19,320	18,713	712			372,822	373
2003-04							565,760	566
2004-05							319,915	320
2005-06							410,053	410

Total Citrus

1993-94		3,286	165,905	163,737	2,783	4,984	11,711,040	11,711
1994-95		3,223	153,530	174,749	2,194	4,079	10,617,115	10,617
1995-96		5,495	137,015	165,544	1,871	4,037	10,041,965	10,042
1996-97		3,765	175,228	150,997	2,818	4,799	11,418,157	11,418
1997-98		12,658	137,217	175,248	966	4,258	10,133,688	10,134
1998-99		113,285	175,627	171,086	1,586	3,293	10,374,323	10,374
1999-00	69,010	306,640	144,162	153,189	551	4,832	11,874,678	11,875
2000-01	268,705	88,438	193,701	177,837	965	4,162	12,064,859	12,065
2001-02	382,221	160,467	210,381	164,238	2,959		12,608,692	12,609
2002-03	279,544	255,695	200,218	204,218	2,763		12,475,719	12,476
2003-04							11,913,992	11,914
2004-05							16,288,557	16,289
2005-06							10,974,358	10,974

Production fee for service collected on:

Stone Fruit

Year	Number of packages					Conversion	
	Trays	22 L	36 L	Bins	Processing	Kilograms	Tonnes
Apricots							
1993-94	3,031	41,404	140			427,169	427
1994-95	4,776	34,895	236			369,914	370
1995-96	2,198	25,545	1,277			286,129	286
1996-97	5,011	19,529	5,863			318,363	318
1997-98	6,717	26,793	2,243			331,814	332
1998-99	11,576	17,325	2,225			253,816	254
1999-00	5,635	23,318	603			263,757	264
2000-01	5,193	61,233	91			632,144	632
2001-02	15,641	25,600				474,744	475
2002-03	24,652	30,196				388,242	388
2003-04						461,740	462
2004-05						707,613	708
2005-06						203,007	203

Cherries

1993-94	23,390	493	427			94,481	94
1994-95	13,498	323	272			55,369	55
1995-96	21,229	625	1,929			115,274	115
1996-97	16,527	2,402	7,909			224,227	224
1997-98	17,372	23	400			68,232	68
1998-99	29,415	887	1,313			135,457	135
1999-00	15,889	755	396			70,290	70
2000-01	31,252	1,554	152			127,658	128
2001-02	32,063	3,051				142,731	143
2002-03	31,783	3,086				142,101	142
2003-04						275,220	275
2004-05						212,405	212
2005-06						101,688	101

Loquats

1993-94	232	1,885	26			20,130	20
1994-95	249	1,230	27			13,658	14
1995-96	577	894	105			12,850	13
1996-97	218	744	242			12,559	13
1997-98	2,360	150	25			10,210	10
1998-99	1,159	560	72			10,953	11
1999-00	727	204	25			5,035	5
2000-01	2,528	667				15,518	16
2001-02	682	417				6,557	7
2002-03	1,441	264				7,684	8
2003-04						8,310	8
2004-05						3,912	4
2005-06						3,477	3

Nectarines

1993-94	101,642	160,802	564			1,973,919	1,974
1994-95	117,328	149,405	4,196			1,980,226	1,980
1995-96	123,562	190,973	10,073			2,523,511	2,524
1996-97	125,150	188,717	8,421			2,476,773	2,477
1997-98	119,310	179,190	19,356			2,557,893	2,558
1998-99	161,546	191,809	26,052			2,952,437	2,952
1999-00	161,701	214,334	14,664	10		2,977,046	2,977
2000-01	135,405	249,273	227	21		2,978,714	2,979
2001-02	232,423	207,907				2,892,551	2,893
2002-03	183,433	260,772	45			3,250,546	3,251
2003-04						3,514,320	3,514
2004-05						3,907,125	3,907
2005-06						1,861,624	1,861

Production fee for service collected on:

Year	Number of packages					Conversion	
	Trays	22 L	36 L	Bins	Processing	Kilograms	Tonnes
Peaches							
1993-94	407,110	72,249	1,184			2,168,687	2,169
1994-95	361,789	40,467	668			1,682,956	1,683
1995-96	456,643	47,031	1,535			2,096,191	2,096
1996-97	424,160	35,141	3,096			1,891,698	1,892
1997-98	434,966	31,446	3,049			1,891,723	1,892
1998-99	456,287	33,573	10,850	1		2,128,415	2,128
1999-00	393,214	35,272	3,172			1,786,065	1,786
2000-01	504,260	32,486	267	21		2,102,556	2,103
2001-02	453,216	38,691				1,973,166	1,973
2002-03	476,118	36,638	136			2,035,241	2,035
2003-04						2,482,160	2,482
2004-05						2,645,812	2,646
2005-06						1,229,215	1,229

Plums

1993-94	17,521	297,124	637			3,044,030	3,044
1994-95	19,384	331,746	6,418	39		3,515,648	3,516
1995-96	12,577	358,464	7,893	49		3,789,354	3,789
1996-97	14,471	295,734	4,717	26		3,102,775	3,103
1997-98	16,840	263,646	8,979	48		2,875,262	2,875
1998-99	47,204	368,345	49,531	133	4	4,794,762	4,795
1999-00	45,963	349,740	56,940	104		4,722,711	4,723
2000-01	23,446	625,888	2,778	42		6,406,905	6,407
2001-02	35,746	352,020		9		3,648,731	3,649
2002-03		592,102				6,119,965	6,120
2003-04						5,394,280	5,394
2004-05						6,192,021	6,192
2005-06						2,502,896	2,502

Total Stone Fruit

1993-94	552,926	573,957	2,978	0	0	7,728,415	7,728
1994-95	517,024	558,066	11,817	39	0	7,617,770	7,618
1995-96	616,786	623,532	22,812	49	0	8,823,307	8,823
1996-97	585,537	542,267	30,248	26	0	8,026,394	8,026
1997-98	597,565	501,248	34,052	48	0	7,735,134	7,735
1998-99	707,187	612,499	90,043	134	4	10,275,839	10,276
1999-00	623,129	623,623	75,800	114	0	9,824,902	9,825
2000-01	702,086	971,101	3,515	84	0	12,263,501	12,264
2001-02	769,771	627,686	0	9	164	9,138,479	9,138
2002-03	769,465	923,058	1,115	0	0	11,943,778	11,944
2003-04						12,136,030	12,136
2004-05						13,668,888	13,669
2005-06						5,901,907	5,901

Potatoes

Year	Tonnes							Total
	Processing		Ware			Seed		
	Export	Local	Export	Local	Promotion	Export	Local	
2001-02	9,691	12,353	2,539	32,499		806	254	58,142
2002-03	825	20,838	1,224	61,308		1,976	4,381	90,552
2003-04	8,198	16,669	847	45,275		1,893	1,969	74,850
2004-05	8,074	23,074		35,076	20,530	3,329	2,702	72,255
2005-06	4,026	19,571		48,654	47,864	527	2,216	74,995

Production fee for service collected on:

Strawberry

Year	Number of packages						Conversion	
	Tray	Euro tray	Loose				Kilograms	Tonnes
1996-97	827,111	15,111	19,621				2,605,150	2,605
1997-98	860,016	7,820	18,460				2,677,348	2,677
1998-99	1,096,300	3,829	23,158				3,393,019	3,393
1999-00	1,112,313	8,343	22,363				3,451,420	3,451
2000-01	1,223,550	15,802	8,652				3,752,664	3,753
2001-02	1,249,956	51,308	36,261				4,048,836	4,049
2002-03	1,357,781	15,819	23,273				4,213,892	4,214
2003-04							4,517,330	4,517
2004-05							7,364,200	7,364
2005-06							6,492,000	6,492

Table Grape

Year	Number of packages						Conversion	
	18 L	22 L	36 L				Kilograms	Tonnes
1996-97	326,553	40,862	16,821				4,092,294	4,092
1997-98	407,319	28,010	68				4,410,670	4,411
1998-99	454,758	88,154	807				5,621,568	5,622
1999-00	471,260	20,655	3,449				5,029,440	5,029
2000-01	417,498	36,897	7,783				4,773,404	4,773
2001-02	415,150	43,868	112				4,680,156	4,680
2002-03	680,384	35,493	12,357				7,476,896	7,477
2003-04							7,032,290	7,032
2004-05							8,458,428	8,458
2005-06							6,307,857	6,307

APC Avocado Producers' Committee
Financial Report
for the year ended 30 June 2006

	Actual 2004-05	Budget 2005-06	Actual 2005-06	Note	Variance to Budget 2005-06
Opening Balance	163,539	180,366	180,366		0
Interest received	8,635	4,500	10,373		(5,873)
Fee for Service	48,534	45,000	48,567		(3,567)
Total Revenue	57,169	49,500	58,940		(9,440)
Mileage	463	0	0		0
GESB past liability payments	14	0	0		0
Research grant allocations	15,605	6,050	7,233		(1,183)
Transfers and Other Payments	0	0	390		(390)
APC Financial Services	4,852	4,725	5,151		(426)
Board & committee fees - Sitting fees only	150	0	0		0
Promotion & Publicity	14,959	15,000	15,792		(792)
Consultants - Public Sector	2,000	0	2,000		(2,000)
Contractors - Private Sector	2,299	0	0		0
Total Operating Expenses	40,342	25,775	30,565		(4,790)
Profit/Loss	16,828	23,725	28,375		(4,650)
Closing Balance	180,366	204,091	208,741		(4,650)

APC Beekeepers Producers' Committee
Financial Report
for the year ended 30 June 2006

	Actual 2004-05	Budget 2005-06	Actual 2005-06	Note	Variance to Budget 2005-06
Opening Balance	30,694	49,254	49,254		0
Interest received	1,863	0	2,636		(2,636)
Fee for Service	42,156	39,500	36,089		3,411
Grants	0	0	18,331	1	(18,331)
Miscellaneous Revenue	0	0	3,427	2	(3,427)
Total Revenue	44,019	39,500	60,483		(20,983)
Mileage	890	1,500	503		997
GESB past liability payments	41	0	32		(32)
Research grant allocations	0	21,000	21,272		(272)
Debt Recovery Costs	594	0	(249)		249
Charges from Business Units	8,448	0	0		0
APC Financial Services	4,139	4,148	3,833		315
Board & committee fees - Sitting fees only	450	1,500	300		1,200
Printing	0	0	2,998		(2,998)
Promotion & Publicity	9,229	12,500	9,624		2,876
Contractors - Private Sector	1,419	2,500	3,428		(928)
Total Operating Expenses	25,459	43,148	41,742		1,406
Profit/Loss	18,560	3,648	18,741		- 22,389
Closing Balance	49,254	45,606	67,996		- 22,390

- Notes:
- 1 - Grant from industry associations resulting from surplus at Beekeepers conference.
 - 2 - Newsletter advertising

APC Carnarvon Banana Producers' Committee

Financial Report

for the year ended 30 June 2006

Compensation and Biosecurity

	Actual 2004-05	Budget 2005-06	Actual 2005-06	Note	Variance to Budget 2005-06
Opening Balance	4,848,565	4,724,366	4,724,366		0
Interest received	241,570	200,500	262,330	1	(61,830)
Fee for Service	86,947	80,000	77,643		2,357
Grants	5,500	0	0		0
Total Revenue	334,017	280,500	339,973		(59,473)
Mileage	0	100	0		100
GESB Superannuation Expense	0	450	0		450
GESB past liability payments	181	0	201		(201)
Subsidies to private enterprise	420,000	0	0		0
Stationery & Office supplies	336	8,000	0		8,000
Transfers and Other Payments	979	0	530		(530)
Non Entertainment Light Meals & Refreshments	548	0	0		0
APC Financial Services	8,695	8,400	9,387		(987)
Postage	10	0	0		0
Board & committee fees - Sitting Fees Only	2,010	5,000	2,230		2,770
Advertising- press radio tv	2,663	200	0		200
Consultants - Private Sector	15,385	28,550	23,784		(4,766)
Contractors - Private Sector	8,250	0	0		
Consultancy Travel & Mileage Exp	(841)	2,500	0		2,500
Total Operating Expenses	458,216	53,200	36,132		17,068
Profit/Loss	124,199	227,300	303,841		- 76,541
Closing Balance	4,724,366	4,951,666	5,028,207		- 76,541

Note: 1 Interest rate underestimated

APC Carnarvon Banana Producers' Committee
Financial Report
for the year ended 30 June 2006

Compensation

	Actual 2004-05	Budget 2005-06	Actual 2005-06	Note	Variance to Budget 2005-06
Opening Balance	4,834,382	4,707,860	4,710,184		(2,324)
Interest received	240,863	200,000	261,205		(61,205)
Fee for Service	76,451	70,000	67,175		2,825
Grants	5,500	0	0		0
Total Revenue	322,814	270,000	328,380		(58,380)
GESB Superannuation Expense	0	450	0		450
Subsidies to private enterprise	420,000	0	0		0
Transfers and Other Payments	979	0	530		(530)
Non Entertainment Light Meals & Refreshments	548	0	0		0
APC Financial Services	7,645	7,350	8,279		(929)
Board & committee fees - Sitting fees only	2,010	5,000	2,230		2,770
Consultants - Private Sector	10,565	20,000	22,880		2,880
Contractors - Private Sector	8,250	0			
Consultancy Travel & Mileage Exp	(841)	2,500	0		2,500
Total Operating Expenses	449,157	35,300	33,919		1,381
Profit/Loss	(126,342)	234,700	294,461		(59,761)
Closing Balance	4,708,039	4,942,560	5,004,645		(62,085)

Carnarvon Banana Producers' Committee
Financial Report
for the year ended 30 June 2006

Biosecurity

	Actual 2004-05	Budget 2005-06	Actual 2005-06	Note	Variance to Budget 2005-06
Opening Balance	14,182	16,506	14,182		2,324
Interest received	707	500	1,125		(625)
Fee for Service	10,496	10,000	10,468		(468)
Total Revenue	11,203	10,500	11,593		(1,093)
Mileage	0	100	0		100
Stationery & Office supplies	336	8,000	0		8,000
APC Financial Services	1,050	1,050	1,108		(58)
Postage	10	0	0		0
Advertising- press, radio, television	2,663	200	0		200
Consultants - Private Sector	4,820	8,550	0		8,550
Contractors - Private Sector	0	0	904		(904)
Total Operating Expenses	8,878	17,900	2,012		15,888
Profit/Loss	2,324	(7,400)	9,581		(16,981)
Closing Balance	16,506	9,106	23,763		(14,657)

APC Carrot Producers Committee
Financial Report
for the year ended 30 June 2006

	Actual 2004-05	Budget 2005-06	Actual 2005-06	Note	Variance to Budget 2005-06
Opening Balance	31,468	32,087	32,087		0
Interest received	1,689	1,600	1,731		(131)
Total Revenue	1,689	1,600	1,731	1	(131)
GESB past liability payments	59	0	139		(139)
APC Financial Services	350	350	0		350
Board & committee fees - Sitting fees only	660	0	1,540		(1,540)
Total Operating Expenses	1,069	350	1,679		(1,329)
Profit/Loss	619	1,250	53		1,197
Closing Balance	32,087	33,337	32,140		1,197

Note: 1 – Fee for Service suspended

APC Egg Producer's Committee
Financial Report
for the year ended 30 June 2006

	Actual 2004-05	Budget 2005-06	Actual 2005-06	Note	Variance to Budget 2005-06
Opening Balance	688,837	699,634	699,634		0
Interest received	12,090	30,000	38,331	1	(8,331)
Total Revenue	12,090	30,000	38,331		(8,331)
Mileage	24	37	37		0
GESB past liability payments	20	0	27		(27)
Subsidies to private enterprise	0	52,400	0	2	52,400
Research grant allocations	0	6,000	0	3	6,000
Charges from Business Units	29	0	0		0
APC Financial Services	0	5,000	5,000		0
Board & committee fees - Sitting fees only	220	300	300		0
Promotion & Publicity	0	6,400	0	4	6,400
Consultants - Public Sector	1,000	0	0		0
Contractors - Private Sector	0	8,550	0	5	8,550
Total Operating Expenses	1,293	78,687	5,364		73,323
Profit/Loss	10,797	(48,687)	32,967		(81,654)
Closing Balance	699,634	650,947	732,602		(81,655)

Notes: 1 to 5 Committee did not commence operations as intended and provided for by the budget

APC Kununurra Crop Pest Control Committee

Financial Report

for the year ended 30 June 2006

	Actual 2004-05	Budget 2005-06	Actual 2005-06	Note	Variance to Budget 2005-06
Opening Balance	5,866	23,508	23,508		0
Interest received	1,097	500	1,372		(872)
Fee for Service	45,049	4,255	4,271		(16)
Total Revenue	46,146	4,755	5,643		(888)
APC Financial Services	4,505	447	427		20
Consultants - Public Sector	24,000	0	0		0
Total Operating Expenses	28,505	447	427		20
Profit/Loss	17,642	4,308	5,216		(908)
Closing Balance	23,508	27,816	28,723		(907)

APC Pome Citrus and Stone Fruit Producers Committee
Financial Report
for the year ended 30 June 2006

All Fruit – pome, citrus & stone fruit

	Actual 2004-05	Budget 2005-06	Actual 2005-06	Note	Variance to Budget 2005-06
Opening Balance	644,586	603,308	603,308		0
Interest received	29,309	25,750	22,667		3,083
Fee for Service	518,405	445,000	339,315		105,685
Total Revenue	548,458	470,750	361,982		108,768
Mileage	2,856	2,133	3,720		(1,587)
Salaries - Normal time	3,000	0	0		0
GESB past liability payments	537	0	642		(642)
Salaries on-costs	186	0	0		0
Subsidies to private enterprise	465,263	632,191	526,673		105,518
Stationery & Office supplies	251	82	155		(73)
Transfers and Other Payments	0	0	38,583		(38,583)
Sundries	0	0	137		(137)
Non Entertainment Light Meals & Refreshments	250	138	0		138
Overhead Charge	414	0	0		0
APC Financial Services	50,947	46,725	42,216		4,509
Telephone & Fax service rentals	126	676	0		676
Telephone - calls	1,301	0	696		(696)
Board & committee fees - Sitting Fees Only	6,120	5,800	7,132		(1,332)
Consultants - Public Sector	55,000	86,000	55,000		31,000
Contractors - Private Sector	2,413	2,127	3,151		(1,024)
Consultancy Travel & Mileage Exp	1,070	180	117		63
Total Operating Expenses	589,736	776,052	678,221		97,831
Profit/Loss	41,278	- 305,302	- 316,239		10,937
Closing Balance	603,308	298,006	287,069		10,937

APC Pome Citrus and Stone Fruit Producers Committee
Financial Report
for the year ended 30 June 2006

Pome Fruit dissection

	Actual 2004-05	Budget 2005-06	Actual 2005-06	Note	Variance to Budget 2005-06
Opening Balance	611,599	515,506	516,297		(791)
					0
Interest received	44,476	25,000	21,018		3,982
Fee for Service	224,845	160,000	140,399		19,601
					0
					0
Total Revenue	269,321	185,000	161,417		23,583
					0
Mileage	952	782	1,240		(458)
Salaries - Normal time	1,020	0	0		0
Salaries on-costs	63	0	0		0
Subsidies to private enterprise	293,661	415,355	398,702		16,653
Stationery & Office supplies	87	0	52		(52)
Transfers and Other Payments	0	0	3,366		(3,366)
Sundries	0	0	46		(46)
Non Entertainment Light Meals & Refreshment	83	46	0		46
Overhead Charge	141	0	0		0
APC Financial Services	21,915	16,800	20,941		(4,141)
Telephone & Fax service rentals	42	500	0		500
Telephone - calls	434	0	232		(232)
Board & committee fees - Sitting fees only	2,352	2,500	2,405		95
Consultants - Public Sector	27,500	58,500	27,500		31,000
Contractors - Private Sector	804	709	1,050		(341)
Consultancy Travel & Mileage Exp	621	40	40		0
					0
Total Operating Expenses	349,676	495,232	455,574		39,658
					0
Profit/Loss	- 80,354	- 310,232	- 265,291		(44,941)
					0
Closing Balance	531,244	205,274	222,140		(16,866)

APC Pome Citrus and Stone Fruit Producers Committee
Financial Report
for the year ended 30 June 2006

Citrus dissection

	Actual 2004-05	Budget 2005-06	Actual 2005-06	Note	Variance to Budget 2005-06
Opening Balance	38,452	62,280	62,278		2
					0
Interest received	1,403	750	1,142		(392)
Fee for Service	170,724	170,000	130,922		39,078
					0
					0
Total Revenue	172,127	170,750	132,064		38,686
					0
Mileage	952	569	1,240		(671)
Salaries - Normal time	990	0	0		0
Salaries on-costs	61	0	0		0
Subsidies to private enterprise	111,781	150,000	63,573		86,427
Stationery & Office supplies	82	82	52		30
Transfers and Other Payments	0	0	31,851		(31,851)
Sundries	0	0	46		(46)
Non Entertainment Light Meals & Refreshments	83	46	0		46
Overhead Charge	137	0	0		0
APC Financial Services	16,759	17,850	13,868		3,982
Telephone & Fax service rentals	42	100	0		100
Telephone - calls	434	0	232		(232)
Board & committee fees - Sitting Fees Only	2,195	1,650	2,353		(703)
Consultants - Public Sector	13,750	13,750	13,750		0
Contractors - Private Sector	805	709	1,050		(341)
Consultancy Travel & Mileage Exp	229	100	39		61
					0
Total Operating Expenses	148,299	184,856	128,052		56,804
					0
Profit/Loss	23,828	- 14,106	- 9,976		(4,130)
					0
Closing Balance	62,280	48,174	66,290	-	- 18,116

APC Pome Citrus and Stone Fruit Producers Committee

Financial Report

for the year ended 30 June 2006

Stone Fruit dissection

	Actual 2004-05	Budget 2005-06	Actual 2005-06	Note	Variance to Budget 2005-06
Opening Balance	(5,465)	25,522	24,709		813
					0
Interest received	(1,622)	0	506		(506)
Fee for Service	123,089	115,000	68,055		46,945
					0
					0
Total Revenue	121,467	115,000	68,561		46,439
					0
Mileage	952	782	1,240		(458)
Salaries - Normal time	990	0	0		0
Salaries on-costs	61	0	0		0
Subsidies to private enterprise	59,821	66,836	64,399		2,437
Stationery & Office supplies	82	0	52		(52)
Transfers and Other Payments	0	0	3,366		(3,366)
Sundries	0	0	46		(46)
Non Entertainment Light Meals & Refreshments	83	46	0		46
Overhead Charge	137	0	0		0
APC Financial Services	12,273	12,075	7,407		4,668
Telephone & Fax service rentals	42	76	0		76
Telephone - calls	434	0	232		(232)
Board & committee fees - Sitting Fees Only	1,574	1,650	2,374		(724)
Consultants - Public Sector	13,750	13,750	13,750		0
Contractors - Private Sector	805	709	1,050		(341)
Consultancy Travel & Mileage Exp	220	40	39		1
					0
Total Operating Expenses	91,224	95,964	93,955	-	2,009
					0
Profit/Loss	30,987	19,036	- 40,330		59,366
					0
Closing Balance	24,778	44,558	- 685	-	45,243

APC Pork Producers' Committee
Financial Report
for the year ended 30 June 2006

	Actual 2004-05	Budget 2005-06	Actual 2005-06	Note	Variance to Budget 2005-06
Opening Balance	1,913,635	1,770,125	1,770,125		0
Interest received	34,966	80,000	90,604		(10,604)
Fee for Service	120,565	260,000	288,264		(28,264)
Total Revenue	155,531	340,000	378,868		(38,868)
Mileage	(463)	0	286		(286)
GESB past liability payments	(27)	0	8		(8)
Subsidies to private enterprise	192,721	210,000	207,254		2,746
Research grant allocations	75,000	190,000	170,409		19,591
APC Financial Services	28,990	27,300	30,483		(3,183)
Board & committee fees - Sitting Fees Only	(300)	100	86		14
Advertising- press, radio, television	1,709	0	0		0
Promotion & Publicity	1,000	0	0		0
Contractors - Private Sector	411	1,000	515		485
Consultancy Travel & Mileage Exp	0	2,500	0		2,500
Total Operating Expenses	299,040	430,900	409,040		21,860
Profit./Loss	(143,510)	(90,900)	(30,172)		(60,728)
Closing Balance	1,770,125	1,679,225	1,739,953		(60,728)

APC Potato Producers' Committee
Financial Report
for the year ended 30 June 2006

General and Promotion

	Actual 2004-05	Budget 2005-06	Actual 2005-06	Note	Variance to Budget 2005-06
Opening Balance	596,285	519,506	519,506		0
Interest received	13,487	13,000	17,912		(4,912)
Fee for Service	664,065	1,092,000	1,326,757		(234,757)
Total Revenue	677,552	1,105,000	1,344,669		(239,669)
Mileage	2,012	2,485	3,621		(1,136)
GESB past liability payments	147	0	333		(333)
Subsidies to private enterprise	497,900	1,110,000	1,205,056		(95,056)
Research grant allocations	83,697	207,000	48,332		158,668
Transfers and Other Payments	41,019	0	640		(640)
Charges from Business Units	88,100	0	103,000		(103,000)
APC Financial Services	38,826	38,412	38,037		375
Board & committee fees - Sitting fees only	1,630	2,000	3,700		(1,700)
Advertising- press, radio, television	0	0	312		(312)
Promotion & Publicity	0	0	12,156		(12,156)
Consultants - Public Sector	1,000	0	0		0
Contractors - Private Sector	0	0	79		(79)
Total Operating Expenses	754,331	1,359,897	1,415,266		(55,369)
Profit/Loss	(76,779)	(254,897)	(70,597)		(184,300)
Closing Balance	519,506	264,609	448,909		184,300

**APC Potato Producers' Committee
Financial Report**

General

	Actual 2004-05	Budget 2005-06	Actual 2005-06	Note	Variance to Budget 2005-06
Opening Balance	251,831	169,830	175,052		(5,222)
Interest received	9,574	5,000	1,994		3,006
Fee for Service	263,735	292,000	273,735		18,265
Asset Transferred (Between Agencies)	44,454	0	0		0
Total Revenue	317,763	297,000	275,729		21,271
Mileage	2,012	2,485	3,621		(1,136)
Subsidies to private enterprise	138,000	210,000	205,056		4,944
Research grant allocations	83,697	207,000	48,332		158,668
Transfers and Other Payments	41,019	0	640		(640)
Charges from Business Units	88,100	0	103,000		(103,000)
APC Financial Services	26,374	30,660	29,156		1,504
Board & committee fees - Sitting fees only	1,630	2,000	3,700		(1,700)
Advertising- press, radio, television	0	0	312		(312)
Promotion & Publicity	0	0	12,156		(12,156)
Consultants - Public Sector	1,000	0	0		0
Contractors - Private Sector	0	0	79		(79)
Total Operating Expenses	381,832	452,145	406,052		46,093
Profit/Loss	(64,069)	(155,145)	(130,323)		(24,822)
Closing Balance	169,830	14,685	44,729		- 30,044

APC Potato Producers' Committee
Financial Report
for the year ended 30 June 2006

Promotion

	Actual 2004-05	Budget 2005-06	Actual 2005-06	Note	Variance to Budget 2005-06
Opening Balance	344,454	349,676	344,454		5,222
Interest received	3,913	8,000	15,918		(7,918)
Fee for Service	400,330	800,000	1,053,022		(253,022)
Asset Transferred (Between Agencies)	(44,454)	0	0		0
Total Revenue	359,789	808,000	1,068,940		(260,940)
Subsidies to private enterprise	359,900	900,000	1,000,000		(100,000)
APC Financial Services	12,452	7,752	8,881		(1,129)
Total Operating Expenses	372,352	907,752	1,008,881		(101,129)
Prof/Loss	(12,563)	(99,752)	60,059		(159,811)
Closing Balance	331,891	249,924	404,513		(154,589)

APC Strawberry Producers' Committee
Financial Report
for the year ended 30 June 2006

	Actual 2004-05	Budget 2005-06	Actual 2005-06	Note	Variance to Budget 2005-06
Opening Balance	242,997	292,410	292,410		0
Interest received	15,201	7,000	14,582		(7,582)
Fee for Service	73,642	55,000	60,492		(5,492)
Total Revenue	88,843	62,000	75,074		(13,074)
Subsidies to private enterprise	24,499	18,000	17,092		908
Research grant allocations	4,215	50,000	82,437		(32,437)
Transfers and Other Payments	0	25,000	1,090		23,910
APC Financial Services	7,364	5,775	6,286		(511)
Promotion & Publicity	80	0	(80)		80
Contractors - Private Sector	3,273	5,500	0		5,500
Consultancy Travel & Mileage Expenses	0	2,000	0		2,000
Total Operating Expenses	39,430	106,275	106,824		(549)
Profit/Loss	49,412	(44,275)	(31,750)		(12,525)
Closing Balance	292,410	248,135	260,659		(12,524)

APC Table Grape Producers Committee
Financial Report
for the year ended 30 June 2006

	Actual 2004-05	Budget 2005-06	Actual 2005-06	Note	Variance to Budget 2005-06
Opening Balance	59,614	68,989	68,989		0
Interest received	4,124	2,500	4,635		(2,135)
Fee for Service	59,209	45,000	44,155		845
Grants	15,000	30,000	61,678		(31,678)
Total Revenue	78,334	77,500	110,469		(32,969)
GESB past liability payments	0	0	(27)		27
Research grant allocations	1,000	10,000	27,260		(17,260)
Transfers and Other Payments	0	0	782		(782)
Charges from Business Units	218	0	113		(113)
APC Financial Services	5,921	4,725	4,822		(97)
Board & committee fees - Sitting fees only	600	0	(300)		300
Freight & transport	17	0	0		0
Advertising- press radio tv	11,076	0	39,106		(39,106)
Promotion & Publicity	21,219	30,000	13,918		16,082
Consultants - Private Sector	51	0	0		0
Contractors - Private Sector	28,856	2,350	2,350		0
Total Operating Expenses	68,958	47,075	88,024		(40,949)
Profit/Loss	9,376	30,425	22,445		7,980
Closing Balance	68,989	99,414	91,434		7,980

APC Vegetable Producers' Committee

Financial Report

for the year ended 30 June 2006

	Actual 2004-05	Budget 2005-06	Actual 2005-06	Note	Variance to Budget 2005-06
Opening Balance	0	0	0		0
Interest received	0	0	494		(494)
Fee for Service	0	40,000	45,539		(5,539)
Total Revenue	0	40,000	46,033		(6,033)
Airfares - Intrastate	0	0	294		(294)
Mileage	0	2,500	2,074		426
GESB past liability payments	0	0	461		(461)
Subsidies to private enterprise	0	25,000	25,000		0
APC Financial Services	0	4,200	4,910		(710)
Board & committee fees - Sitting fees only	0	2,500	5,120		(2,620)
Consultancy Travel & Mileage Exp	0	294	0		294
Total Operating Expenses	0	34,494	37,858		(3,364)
Profit/Loss	0	5,506	8,176		(2,670)
Closing Balance	0	5,506	8,176		(2,670)

Turf Producers' Voluntary Committee
Financial Report
for the year ended 30 June 2006

	Actual 2004-05	Budget 2005-06	Actual 2005-06	Note	Variance to Budget 2005-06
Opening Balance	11,571	22,405	22,405		0
Interest received	826	220	784		(564)
Fee for Service	11,120	17,690	17,080		610
Total Revenue	11,946	17,910	17,864		46
GESB past liability payments	0	0	30		(30)
Research grant allocations	0	20,000	25,000		(5,000)
APC Financial Services	1,112	1,857	1,813		44
Board & committee fees - Sitting Fees only	0	0	330		(330)
Total Operating Expenses	1,112	21,857	27,173		(5,316)
Profit/Loss	10,834	(3,947)	(9,309)		5,362
Closing Balance	22,405	18,458	13,097		5,361

Attachment 8

Summary Revenue, Expenditure and Surplus 1991/92 to 2005/06

APC Avocado Producers' Committee

Item	1991/92	1992/93	1993/94	1994/95	1995/96	1996/97	1997/98	1998/99	1999/00	2000/01	2001/02	2002/03	2003/4	2004/5	2005/6
Revenue		22,842	22,966	24151	26,447	26,634	54,482	47,991	37,661	44,810	48,118	48,169	51,355	57,169	58,940
Expenditure		8,888	19,502	20235	13,071	18,856	31,135	28,821	23,274	27,198	39,392	27,772	32,673	40,342	30,565
Annual surplus		13,954	3,464	3916	13,376	7,778	23,347	19,170	14,388	17,612	8,726	20,398	18,682	16,828	28,375
Closing surplus		13,954	17418	21334	34,710	42,488	65,835	85,005	99,392	117,004	125,730	146,128	163,537	180,366	208,741

APC Bridgetown-Greenbushes Fruit Fly Baiting Committee

Item	1991/92	1992/93	1993/94	1994/95	1995/96	1996/97	1997/98	1998/99	1999/00	2000/01	2001/02	2002/03	2003/4	2004/5	2005.06
Revenue							7,816	5,418	-44.45	874	0	-	-		-
Expenditure							13,234	830		0	0	-	-		-
Annual surplus							-5,418	4,588	-44.45	874	0	-	-		-
Closing surplus							-5,418	-830	-874	0	0	-	-		-

APC Carnarvon Banana Producers' Committee

Item	1991/92	1992/93	1993/94	1994/95	1995/96	1996/97	1997/98	1998/99	1999/00	2000/01	2001/02	2002/03	2003/4	2004/5	2005.06
Revenue								0	5,701,824	311,232	266,178	300,514	306,912	334,017	339,973
Expenditure								1,752	964,413	975,176	31,808	29,637	35,303	458,216	36,132
Annual surplus								-1,752	4,737,411	-663,944	234,370	270,722	271,609	- 124,199	303,841
Closing surplus								-1,752	4,735,659	4,071,715	4,306,085	4,577,827	4,848,564	4,724,366	5,028,207

APC Beekeepers Producers' Committee

Item	1991/92	1992/93	1993/94	1994/95	1995/96	1996/97	1997/98	1998/99	1999/00	2000/01	2001/02	2002/03	2003/4	2004/5	2005.06
Revenue													44,015	44,019	60,483
Expenditure													13,321	25,459	41,742
Annual surplus													30,694	18,560	18'741
Closing													30,694	49,254	67,996

APC Carrot Producers' Committee

Item	1991/92	1992/93	1993/94	1994/95	1995/96	1996/97	1997/98	1998/99	1999/00	2000/01	2001/02	2002/03	2003/4	2004/5	2005.06
Revenue				45,557	56,004	1,177	43,048	0	2,537	1,708	1,317	1,439	1,493	280	1,731
Expenditure				500	42,306	43,069		0	35,350	350	350	586	300	7,150	1,679
Annual surplus				45,057	13,698	-41,892	43,048	0	-32,813	1,358	967	853	1,193	- 6,870	53
Closing surplus				45,057	58,755	16,863	59,911	59,911	27,098	28,455	29,422	30,275	31,468	24,598	32,140

APC Egg Producers' Committee

Item	1991/92	1992/93	1993/94	1994/95	1995/96	1996/97	1997/98	1998/99	1999/00	2000/01	2001/02	2002/03	2003/4	2004/5	2005/6
Revenue													-	700,927	38,331
Expenditure													-	1,293	5,364
Annual surplus													-	10,797	32,967
Closing surplus													-	699,634	732,602

APC Katanning Fruit Fly Baiting Committee

Item	1991/92	1992/93	1993/94	1994/95	1995/96	1996/97	1997/98	1998/99	1999/00	2000/01	2001/02	2002/03	2003/4	2004/5	2005.06
Revenue						10,097	13,823	25,302	12,716	18,080	- 1,334	-	-	-	-
Expenditure						15,473	14,566	19,425	18,721	11,330	-	-	-	-	-
Annual surplus						-5,376	-743	5,876	-6,005	6,750	- 1,334	-	-	-	-
Closing surplus						-5,376	-6,119	-242	-6,247	503	- 831	-	-	-	-

APC Kununurra Crop Pest Control Committee

Item	1991/92	1992/93	1993/94	1994/95	1995/96	1996/97	1997/98	1998/99	1999/00	2000/01	2001/02	2002/03	2003/4	2004/5	2005 .06
Revenue							0	40,658	11,721	856	100	13,105	29,810	46,146	5,643
Expenditure							700	21,416	7,263	17,009	4,731	6,360	32,906	28,505	427
Annual surplus							-700	19,242	4,458	-16,153	- 4,631	6,745	- 3,096	17,642	5,216
Closing surplus							-700	18,542	23,000	6,848	2,217	8,962	5,866	23,508	28,723

APC Pome, Citrus & Stone Fruit Producers' Committee

Item	1991/92	1992/93	1993/94	1994/95	1995/96	1996/97	1997/98	1998/99	1999/00	2000/01	2001/02	2002/03	2003/4	2004/5	2005.06
Revenue				129,374	325,999	437,975	415,512	531,666	670,188	768,275	695,366	669,447	561,392	547,714	361,982
Expenditure				96,503	305,219	264,094	374,827	887,499	*763,664	501,018	489,731	433,379	443,157	589,200	678,221
Annual surplus				32,871	20,780	173,881	40,685	-355,833	-93,476	267,258	205,635	233,864	118,165	- 42,020	-316,239
Closing surplus				32,871	53,651	227,532	268,217	-87,616	-181,092	86,166	371,801	527,872	643,586	602,566	287,069

* Included \$170,000 future commitment for Codling Moth eradication

Activity Accounts for Pome, Citrus & Stone Fruit Producers' Committee – combined fruits

Pome Fruit

Item	1991/92	1992/93	1993/94	1994/95	1995/96	1996/97	1997/98	1998/99	1999/00	2000/01	2001/02	2002/03	2003/4	2004/5	2005.06
Revenue				59,638	162,314	273,096	255,350	363,351	473,806	540,099	477,115	413,624	361,228	254,373	190,283
Expenditure				34,911	146,351	127,203	195,165	685,955	*557,333	282,786	264,791	230,007	242,623	349,676	455,574
Annual surplus				24,727	15,963	145,893	60,185	-322,604	-83,527	257,313	212,325	183,547	118,606	- 95,417	-265,291
Closing surplus				24,727	40,689	186,582	246,767	-75,837	-159,364	97,949	310,274	493,820	611,599	516,182	251,006

* Included \$170,000 future commitment for Codling Moth eradication

Citrus Fruit

Item	1991/92	1992/93	1993/94	1994/95	1995/96	1996/97	1997/98	1998/99	1999/00	2000/01	2001/02	2002/03	2003/4	2004/5	2005.06
Revenue				27,061	81,812	84,228	73,321	79,584	113,756	120,273	134,519	138,952	113,187	171,772	118,077
Expenditure				29,951	84,199	64,266	74,464	91,284	121,242	117,005	126,370	111,340	107,806	148,300	128,052
Annual surplus				-2,890	-2,388	19,962	-1,143	-11,701	-7,486	3,267	8,150	27,612	5,380	23,472	-9,976
Closing surplus				-2,890	-5,278	14,684	13,541	1,840	-5,646	-2,379	5,771	33,384	37,452	61,925	53,302

Stone Fruit

Item	1991/92	1992/93	1993/94	1994/95	1995/96	1996/97	1997/98	1998/99	1999/00	2000/01	2001/02	2002/03	2003/4	2004/5	2005.06
Revenue				42,675	81,874	80,651	86,841	88,731	82,626	107,904	83,732	116,872	86,977	121,937	53,623
Expenditure				31,641	74,668	72,625	105,198	110,259	85,089	101,226	98,571	91,962	92,728	91,224	93,953
Annual surplus				11,035	7,205	8,026	-18,357	-21,529	-2,463	6,678	- 14,839	22,705	- 5,821	30,713	-40,330
Closing surplus				11,035	18,240	26,266	7,909	-13,619	-16,082	-9,404	- 24,244	668	- 5,465	25,248	-15,621

APC Strawberry Producers' Committee

Item	1991/92	1992/93	1993/94	1994/95	1995/96	1996/97	1997/98	1998/99	1999/00	2000/01	2001/2002	2002/03	2003/4	2004/5	2005.06
Revenue						52,964	56,097	73,659	77,638	88,278	52,131	49,512	56,461	88,843	75,074
Expenditure						9,310	27,612	17,181	27,268	27,924	67,562	78,300	8,577	39,430	106,824
Annual surplus						43,654	28,485	56,478	50,370	60,354	- 15,430	- 28,788	47,484	49,412	-31,750
Closing surplus						43,654	72,139	128,616	178,986	239,341	223,910	195,123	242,997	292,410	260,659

APC Table Grape Producers' Committee

Item	1991/92	1992/93	1993/94	1994/95	1995/96	1996/97	1997/98	1998/99	1999/00	2000/01	2001/02	2002/03	2003/4	2004/5	2005.06
Revenue	27,042	23,335	25,380	30,176	33,775	29,503	26,586	41,312	37,550	36,786	40,136	53,545	44,257	78,334	110,469
Expenditure	9,397	40,740	23,912	10,850	17,441	42,914	37,430	28,159	28,446	18,670	39,600	51,364	53,858	68,958	88,024
Annual surplus	17,645	-17,405	1,468	19,326	163,34	-13,411	-10,844	13,154	9,104	18,116	535	2,181	- 9,601	9,376	22,445
Closing surplus	30,656	13,251	14,719	34,045	50,379	36,968	26,124	39,278	48,382	66,498	67,034	69,215	59,614	68,989	91,434

APC Turf Producers' Voluntary Committee

Item	1991/92	1992/93	1993/94	1994/95	1995/96	1996/97	1997/98	1998/99	1999/00	2000/01	2001/02	2002/03	2003/4	2004/5	2005.06
Revenue									9,333	13,703	12,697	10,661	22,332	11,946	17,864
Expenditure									928	16,319	16,389	8,790	14,703	1,112	27,173
Annual surplus									8,406	-2,616	- 3,720	1,871	7,329	10,834	-9,309
Closing surplus									8,406	5,790	2,070	3,969	11,571	22,405	13,097

APC Potato Producers' Committee

Item	1991/92	1992/93	1993/94	1994/95	1995/96	1996/97	1997/98	1998/99	1999/00	2000/01	2001/02	2002/03	2003/4	2004/5	2005.06
Revenue										100,495	347,974	389,032	288,048	1,022,006	1,344,669
Expenditure										0	255,720	343,583	274,414	754,331	1,415,266
Annual surplus										100,495	92,254	45,449	13,634	267,675	-70,597
Closing surplus										100,495	192,749	238,197	251,831	519,506	448,909

APC Pork Producers' Committee

Item	1991/92	1992/93	1993/94	1994/95	1995/96	1996/97	1997/98	1998/99	1999/00	2000/01	2001/02	2002/03	2003/4	2004/5	2005/06
Revenue													303,626	2,013,937	378,868
Expenditure													278,275	299,040	409,040
Annual surplus													25,351	1,714,897	-30172
Closing surplus													25,351	1,770,125	1,739,953

General Account

Item	1991/92	1992/93	1993/94	1994/95	1995/96	1996/97	1997/98	1998/99	1999/00	2000/01	2001/02	2002/03	2003/4	2004/5	2005/06
Revenue	3,493	4,508	11,451	17,400	27,639	47,791	173,672	115,997	112,312	116,226	131,319	155,963	155,478	171,150	172,366
Expenditure	2,232	2,996	6,857	18,950	31,367	10,786	92,582	124,867	106,211	129,207	139,546	136,681	179,681	201,385	216,813
Annual surplus	1,261	1,512	4,595	-1,550	-3,728	37,005	81,090	-88,670	6,101	-12,981	- 8,227	19,282	- 24,203	- 30,325	-44,448
Closing surplus	1,532	3,044	7,638	6,088	2,360	39,365	120,455	111,585	103,001	90,020	81,794	101,076	81,412	51,177	6,730

Consolidated account

Item	1991/92	1992/93	1993/94	1994/95	1995/96	1996/97	1997/98	1998/99	1999/00	2000/01	2001/02	2002/03	2003/4	2045/05	2005/06
Revenue	30,535	50,685	59,797	246,658	469,864	606,141	791,035	882,267	6,673,436	1,501,323	1,480,926	1,491,726	1,566,771	5,128,355	3,012,426
Expenditure	11,629	52,624	50,271	147,038	409,404	404,502	592,086	1,144,898	1,975,536	1,724,199	971,754	1,246,679	1,416,738	2,518,576	3,095,128
Annual surplus	18,906	-1,939	9,526	99,620	60,460	201,639	198,949	-262,632	4,697,900	-222,876	509,172	250,332	150,033	- 281,932	-82,702
Closing surplus	32,188	30,249	39,775	139,395	199,855	401,494	600,443	337,812	5,035,712	4,812,836	5,322,007	5,922,339	6,427,370	9,037,136	8,954,435

Fee for Service Validation Mail out Report

Overview

The Fee for Service Validation Report, dated August 31st 2005, was mailed out to all producers in the first week of September. The number of recipients being 1560, including fruit, avocado, table grape, strawberry, potato and Kununurra producers. The report had a covering letter asking producers to check their reported quantities and listed dealers and if there were any discrepancies to send the reply report provided report back to the APC by the 15th October. 168 responses were received.

Responses - By 30th November the following responses had been received:

Response Type	No. of Response	% total reports	Action Required	% Complete
Incorrect data in report (no effect on fee for service)	71	5%	Check original returns and correct data	80%
Incorrect name or address in report	14	1%	Check with original records and relevant dealer	90%
Returned to sender	119	8%	Find correct address	50%
Dealer/s not included in report	20	1%	Check original returns and correct data	80%
Confirmation that report is correct	4	0%		
Does not produce	16	1%	Correct the producer details	100%
Duplicate IDs	27	2%	Change records to one ID only	100%
Giving extra contact details	6	0%	Extra details recorded	100%
General enquiries	10	1%	Answer questions	100%
Chose not to respond	1273	82%	*	
Total	1560	100%		

** Producers were not required to respond if their report was correct.*

Follow up on Responses

The 168 returned reports (see bolded figures in table) requiring investigation and subsequent correction have been sorted into those with material discrepancies (around 50) and those with very small variances. None of the 50 material discrepancies indicated any actual problem in fee for service compliance. In all instances errors were made in returns by APC staff or by dealers sending returns. The balance of the 168 reports will be kept on file in the event of any future questions, however we have ascertained there is no need to investigate these as the variances relate to either timing or container to conversion issues. Follow-up of correct address details for the 'Returned to Sender' producer reports has occurred to ensure that the address will be correct for the next mailout.

Example of Reasons for Reported Variances

Grower "A", a large producer, on receiving the Validation Report instructed his secretary to check the details. The reasons for variances between APC quantities and Grower "A" quantities were mainly because of container to kilogram conversion factors as follows.

1. 6 bins of apples were sent to a dealer, recorded by Grower "A" as 2,160 kilograms (6 bins times 360 kg). The dealer reported this transaction as 2,254 kilograms which is 6 bins at their standard bin weight of 375.5 kilograms.
2. 40 by 22 litre tubs of apples sent to another dealer, recorded by Grower "A" as 480 kilograms (40 times 12kg). The dealer reported this transaction as 537 kilograms because they charged 9c per tub which is \$3.60 and divided that by the kilogram rate of .0067.
3. In each of the above instances the dealer paid the fee for service on his figures which were greater than the grower.

The only dealer on Grower "A" validation list that reported quantities exactly matched was a major juice processor. This dealer actually takes delivery in large bins but then weighs the fruit and reports back to the producer with payment, on the exact kilograms being taken.

Attachment 10

**Agricultural Produce Commission
Estimates for 2006/2007**

In accordance with Section 15 (a) of the Financial Administration and Audit Act 1985, the Agricultural Produce Commission submits the approved estimates for the 2006/2007 Financial Year for publication in its Annual Report for the year ending 30 June 2006.

	2005-2006 Budget Estimate	2005-2006 Actual	2006-2007 Budget Estimate
COST OF SERVICES	\$	\$	\$
Operating			
Administration	205,650	216,813	215,500
Producers' Committee Operating Cost	3,165,849	2,815,833	3,134,654
Producers' Committee Conducting Polls	10,000		10,000
Other	6000	6,575	12,600
Total operating expense	3,387,499	3,039,221	3,372,754
REVENUE			
Fees for Service	2,575,890	2,288,172	2,252,690
Interest revenue	503,180	468,879	507,840
Recoup of cost from committees	148,939	152,363	207,996
Recoup of poll costs	10,000		10,000
Other	42,600	83,435	51,000
Total operating revenue	3,280,609	2,992,850	3,026,126
Net (cost/surplus)	-106,890	-46,372	-336,628

*Includes internal charges and revenue between committees and the commission.