



**THIRTY-SEVENTH PARLIAMENT**

**WORK OF LEGISLATIVE COUNCIL  
COMMITTEES IN 2005  
1 JANUARY 2005 TO 31 DECEMBER 2005**

Published by authority of the  
Clerk of the Legislative Council of Western Australia

May 2006

**LEGISLATIVE COUNCIL COMMITTEE OFFICE**

**WORK OF LEGISLATIVE COUNCIL COMMITTEES IN 2005**

**1 JANUARY 2005 - 31 DECEMBER 2005**

**Address:**

Parliament House, Perth WA 6000, Telephone (08) 9222 7222

lcco@parliament.wa.gov.au

Website: <http://www.parliament.wa.gov.au>

**ISBN 1 9208 8667 2**

## CONTENTS

1	ANNUAL STATISTICS .....	1
2	BACKGROUND .....	2
	The Legislative Council Committee Office .....	2
	The committee system .....	2
3	COMMITTEE HIGHLIGHTS 2005 .....	3
	First year of the 37 <sup>th</sup> Parliament .....	3
	Inquiries and reports.....	5
	Procedural matters.....	6
	Procedure and Privileges Committee Report 8.....	6
	Delegated Legislation Committee: Section 3 of the <i>Interpretation Act 1984</i> .....	7
	Delegated Legislation Committee: Working Group of Local Law Stakeholders.....	7
	Uniform Legislation and Statutes Review Committee: Standing Order 230A - referral of uniform legislation and reporting time frames .....	8
	Uniform Legislation and Statutes Review Committee: uniform legislation and supporting documentation.....	8
	President's ruling in relation to committee annual reports.....	8
	Membership .....	9
	Staffing.....	9
4	TRAVEL.....	9
5	NOTE ON STATISTICS AND KEY TO ABBREVIATIONS.....	10
	Note on statistics .....	10
	Procedure and Privileges Committee .....	10
	Select Committees .....	10
	Key to abbreviations .....	11
	Standing Committees .....	11
6	CONCLUSION .....	12
	<b>APPENDIX 1 STANDING COMMITTEES 2005.....</b>	<b>13</b>
	Key Items .....	15
	General Items .....	18
	<b>APPENDIX 2 COMPARISON: 2004 AND 2005 .....</b>	<b>23</b>
	Key items for 2004 and 2005 with related 2005 Committees combined .....	25
	<b>APPENDIX 3 SELECT COMMITTEES 2005 .....</b>	<b>27</b>
	Key Items .....	29
	General Items .....	29
	<b>APPENDIX 4 TRAVEL STATISTICS 2005 AND COMPARISON: 2004 AND 2005 ...</b>	<b>31</b>
	Standing Committee Travel 2005 .....	33
	Standing Committee Travel 2004 and 2005.....	33
	Select Committee Travel 2005.....	34
	Travel 2005 - Expenditure .....	34
	Comparison of Travel Expenditure - 2004 and 2005 .....	35



## WORK OF THE LEGISLATIVE COUNCIL COMMITTEE OFFICE IN 2005

1 JANUARY 2005 TO 31 DECEMBER 2005

---

### 1 ANNUAL STATISTICS

- 1.1 This is the second year that the Department of the Legislative Council (**Department**) and the Legislative Council Committee Office (**LCCO**) have compiled and published statistics. This report focuses on the work of committees administered by the Legislative Council in 2005 and provides the first set of comparative statistics across 2004 and 2005.
- 1.2 The first statistical reports for the Department and the LCCO were published in 2005 for the calendar year of 2004.<sup>1</sup> The decision to record the statistics across a calendar year rather than a parliamentary session was made due to the Government's publicised intention not to prorogue each year, meaning that a session could possibly stretch across a four-year time-frame.<sup>2</sup>
- 1.3 The Department also published its first Annual Report in 2005,<sup>3</sup> which included a six-month update of statistics. This is also the intention for 2006. The Department intends to offer statistics for the calendar year (in this report) and financial year (in the Legislative Council Annual Report) annually.
- 1.4 For details of individual committees and their work during 2005 refer to each committee's annual report.<sup>4</sup>

---

<sup>1</sup> Legislative Council, Western Australia, *Work of the Legislative Council in 2004: March 2 2004 to December 1 2004* and *Work of the Legislative Council Committee Office in 2004: January 1 2004 - December 31 2004*, May 2005 and June 2005.

<sup>2</sup> Hon Kim Chance MLC, Leader of the House, Legislative Council, Western Australia, *Parliamentary Debates (Hansard)*, 25 June 2003, p9149.

<sup>3</sup> Western Australia, Legislative Council, *Annual Report 2004-2005*, November 2005.

<sup>4</sup> Go to the Parliament website and choose Current Committees (<http://www.parliament.wa.gov.au/web/newwebparl.nsf/iframewebpages/Committees+-+Current>). See the report list of each Legislative Council Committee for its annual report published at the end of 2005 or beginning of 2006. The Procedure and Privileges Committee and Select Committees do not table annual reports. Note that some committees ceased to exist in 2005, but their work in the first half of the year may have been reported by the committee which took responsibility for the relevant terms of reference. See Figure 1 for details.

## 2 BACKGROUND

### The Legislative Council Committee Office

- 2.1 The purpose of the LCCO is to provide high quality advice, research, administrative and executive services to parliamentary committees which are served by the Legislative Council (**House** or **Council**).
- 2.2 The LCCO's motive for gathering statistics is to help it provide better and more relevant services to Members and the public.

### The committee system

- 2.3 The Council committee system continued to develop in 2005. Committees were reconfigured, in part due to a review that was undertaken by Hon George Cash MLC, Chairman of Committees (**Cash Report**)<sup>5</sup>. Changes included variations to the numbers of Members on some committees and a realignment of terms of reference. An additional committee - the Estimates and Financial Operations Committee - was also established. The Cash Report was tabled in May and most changes were implemented in August 2005. Therefore the Council committee system operated for part of the year under the 2004 regime, and the rest of the year under the new configuration. This is reflected in the LCCO statistics, and affects the comparative quality.

### Figure 1

#### Comparison of the committee system at the tabling of the Cash Report (May 2005) and end of the first year of the 37<sup>th</sup> Parliament (December 2005)

Responsibility	May 2005	December 2005
Budget Estimates Hearings	Estimates Committee <sup>6</sup>	Estimates and Financial Operations Committee (new Committee in 2005)
Delegated Legislation	Delegated Legislation Committee	Delegated Legislation Committee (unchanged)
Environment	Environment and Public Affairs Committee	Environment and Public Affairs Committee (reformed <sup>7</sup> )

<sup>5</sup> Hon George Cash MLC, Chairman of Committees, Reflections on the Legislative Council Committee System and its Operations during the Thirty-Sixth Parliament: Discussions with the Chairs and Deputy Chairs of Parliamentary Committees, Legislative Council of Western Australia, May 2005.

<sup>6</sup> Committee of the whole House created via Sessional Order.

<sup>7</sup> Reformed as 5-member Committee from previous 7-member Committee.

Responsibility	May 2005	December 2005
Finance	Public Administration and Finance Committee	Estimates and Financial Operations Committee (new Committee in 2005)
Legislation	Legislation Committee	Legislation Committee (reformed <sup>8</sup> )
Petitions	Environment and Public Affairs Committee	Environment and Public Affairs Committee (reformed <sup>9</sup> )
Public Administration	Public Administration and Finance Committee	Public Administration Committee (reformed <sup>10</sup> )
Statutes Revision	unallocated	Uniform Legislation and Statutes Review Committee (reformed <sup>11</sup> )
Uniform Legislation	Uniform Legislation and General Purposes Committee	Uniform Legislation and Statutes Review Committee (reformed <sup>12</sup> )

### 3 COMMITTEE HIGHLIGHTS 2005

#### First year of the 37<sup>th</sup> Parliament

- 3.1 A State election was held on 26 February 2005 and the Council resumed sitting on 29 March 2005. New Members did not take their seats in the House until 22 May 2005 in accordance with section 8 of the *Constitution Acts Amendment Act 1899*. In the intervening period very little committee work was carried out, except where a reference was sent by the House to a Committee, as Members may have been reluctant to begin inquiries that may not be concluded by the time new Members took their seats on 22 May 2005.

<sup>8</sup> The Legislation Committee was reformed with the major change being that the term of reference regarding the revision of bills which amend statute law by repealing spent, unnecessary or superseded Acts and by making miscellaneous minor amendments to various Acts ('omnibus bills') was transferred to the Uniform Legislation and Statutes Review Committee.

<sup>9</sup> Reformed as 5-member committee from previous 7-member committee.

<sup>10</sup> The Committee's financial operations function was transferred to the newly formed Estimates and Financial Operations Committee.

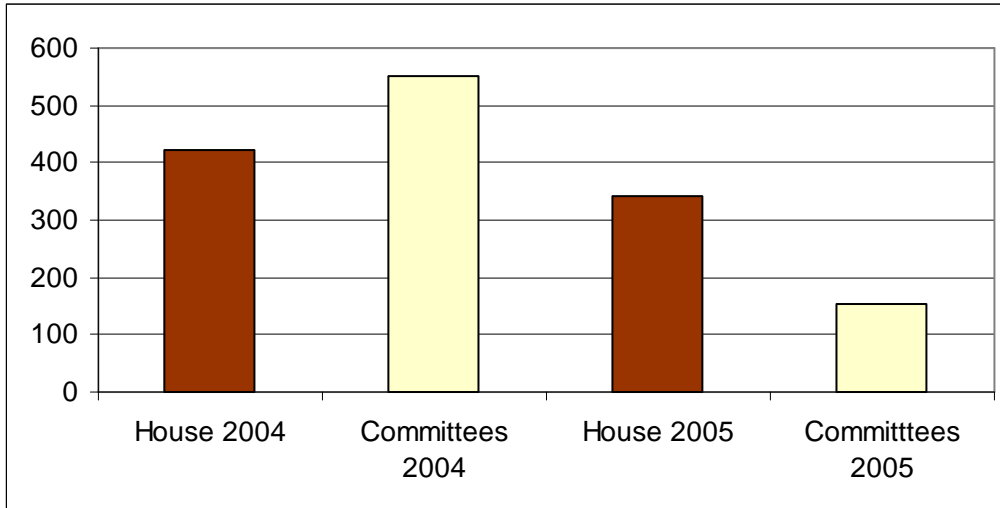
<sup>11</sup> Reformed as 4-member committee from previous 3-member committee. The Committee acquired a term of reference regarding scrutinising omnibus bills (see footnote 8 above).

<sup>12</sup> Ibid.

3.2 This is illustrated by the hours that the House and Committees sat in 2004 compared with 2005.

**Figure 2**

**Comparison of House and Committee hours for 2004 and 2005**



3.3 A new Estimates and Financial Operations Committee was established on 30 June 2005 and the Environment and Public Affairs Committee, Legislation Committee, Public Administration Committee and Uniform Legislation and Statutes Review Committee (**US Committee**) were re-established in slightly different forms on 17 August 2005.<sup>13</sup> The Delegated Legislation Committee (**DG Committee**) and Procedure and Privileges Committee (**PP Committee**) continued unchanged from the 36<sup>th</sup> Parliament.

3.4 One Select Committee (on the Adequacy of Foster Care Assessment Procedures by the Department for Community Development) was established on 21 September 2005 and was due to report by 28 March 2006. At the Select Committee's request, the House granted an extension of time to report on 30 November 2005 to 24 August 2006.

<sup>13</sup> See Figure 1.



---

**Inquiries and reports**

- 3.5 Standing Committees produced 23 reports during 2005. Fifteen of these reports dealt with proposed legislation. Committees recommended only 3 amendments to Bills, all of which were accepted by the House.<sup>14</sup>
- 3.6 Standing order 337 assists the scrutiny function of the House by requiring a response in relation to those committee reports which either request a response or recommend action by the Government. The report is provided to the relevant Minister(s) seeking a response from Government within four months of tabling. These responses are then tabled and made available on the Committee website for public information.<sup>15</sup>
- 3.7 The reporting period saw a number of interesting inquiries reported. The Public Administration and Finance Committee and the Uniform Legislation and General Purposes Committee were the only former committees to table reports in the period between the Council resuming sitting and the establishment of the new committees. These committees reported on bills referred to them by the House.
- 3.8 The PP Committee tabled a report in November 2005 on *Matters Referred to the Committee and Other Miscellaneous Matters* covering a diverse range of issues.
- 3.9 Of the newly established committees:
- the Legislation Committee reported in September 2005 on bills introduced to update and modernise Western Australia's law in relation to time limits for commencing civil legal proceedings and arbitrations;
  - the Estimates and Financial Operations Committee tabled a report in October 2005 in response to events in the Council in 2005 on *Legislative Council Financial Processes and Procedures*;
  - the Environment and Public Affairs Committee tabled a report in September 2005 initiated by a petition tabled in the House on *Preventing the Entry and Establishment of Cane Toads into Western Australia*; and

---

<sup>14</sup> This statistic should be considered cautiously. An assessment of Committee performance based solely on how many recommended amendments were made or were accepted ignores the other benefits of Committees such as being a forum of public debate on issues before the House, or proposing amendments that can promote counter proposals.

<sup>15</sup> See Appendix 1 for statistics regarding government responses.

- the US Committee tabled seven inquiry reports. The Committee also tabled a Special Report<sup>16</sup> recommending changes to standing orders affecting the committee. (See paragraphs 3.15 to 3.16 below.)

The Estimates and Financial Operations, Public Administration, and Uniform Legislation and Statutes Review Committees tabled annual reports for 2005 which, where their current terms of reference were relevant, also reported on the work of the former committees.

## **Procedural matters**

### *Procedure and Privileges Committee Report 8*<sup>17</sup>

3.10 The PP Committee tabled a report on *Matters Referred to the Committee and Other Miscellaneous Matters* in November 2005, addressing some issues related to committees. A number of these committee matters were referred to the PP Committee after being raised in the Cash Report<sup>18</sup>. As yet, the Council has not dealt with recommendations of the report in relation to committees. These recommendations include:

- 4 and 5 recommending amendment to standing order 125A and Schedule 1 in order to allow the Business Management Committee to refer bills to a committee;
- 6, 7 and 8 recommending that amendments be made to standing orders and Schedule 1 so that, unless otherwise ordered, a standing committee should not inquire into the policy of a bill regardless of the stage at which a bill is referred;
- 9 recommending that a standing order be inserted requiring that where a committee initiates an inquiry of its own motion, it report that resolution to the House within 2 sitting days;
- 10 recommending a change to standing order 3 to allow the convenor of a committee (including Committee of the Whole) to be referred to as

---

<sup>16</sup> Special reports are used by committees to address administrative or procedural matters. They are often tabled to request an extension of time to report or to inform the House that the committee has commenced an inquiry but may be used to propose a procedural change to a committee's terms or reference or relevant standing orders.

<sup>17</sup> Western Australia, Legislative Council, Procedure and Privileges Committee, Report 8, *Matters Referred to the Committee and Other Miscellaneous Matters*, 16 November 2005.

<sup>18</sup> See paragraph 2.3.

---

‘Chairman’, ‘Chairwoman’, ‘Chairperson’ or ‘Chair’ in order to reflect current practice;<sup>19</sup>

- 11 and 12 in relation to uniform legislation (see paragraphs 3.15 to 3.16 below); and
- 14 recommending that a change be made to the custom of the House and its committees to allow members of the public who are attending proceedings to take notes.

*Delegated Legislation Committee: Section 3 of the Interpretation Act 1984*

3.11 The DG Committee sought legal advice in relation to the operation of section 3 of the *Interpretation Act 1984*, in particular, in relation to the following questions:

- Can subsidiary legislation exclude the application of the *Interpretation Act 1984*?
- If the answer to (a) is yes, is this power limited in any way?

3.12 The DG Committee reported to the House in November with a recommendation that section 3 be amended to ensure that Part VI of the *Interpretation Act 1984* (containing the disallowance procedure for subsidiary legislation) cannot be excluded by subsidiary legislation.<sup>20</sup>

*Delegated Legislation Committee: Working Group of Local Law Stakeholders*

3.13 The DG Committee continued its work with the Working Group of Local Law Stakeholders (**Working Group**) - an initiative where representatives of: the Department of Local Government and Regional Development; Local Government Managers Australia (WA Division); Western Australian Local Government Association and representatives of the DG Committee meet to discuss local law issues. Since 2003 the DG Committee has tabled reports prepared for both the information of the House and the benefit of the Working Group identifying issues of concern. These reports are discussed at the Working Group meetings.

3.14 In 2005 the Working Group met once and Hon Ray Halligan MLC, Deputy Chairman of the DG Committee, attended. Although the DG Committee did not table a local laws information report in 2005, it intends to present one in early 2006.

---

<sup>19</sup> Note that the President has made a statement in regard to this issue endorsing the practice. If implemented, this recommendation will ensure that the practice is reflected in the standing orders.

<sup>20</sup> Western Australia, Legislative Council, Joint Standing Committee on Delegated Legislation, Report 11, *Section 3 of the Interpretation Act 1984*, 29 November 2005.

*Uniform Legislation and Statutes Review Committee: Standing Order 230A - referral of uniform legislation and reporting time frames*

- 3.15 In August 2005 the US Committee tabled a report in relation to:
- the referral of uniform legislation to the committee, recommending that it stand referred after the Minister's second reading speech rather than the current situation where it stands referred after the first reading; and
  - the requirement that the Committee report back to the House not later than 30 days after the referral of a bill (unless otherwise ordered by the House), recommending that standing order 230A(4) be amended to change the time-frame instead to 14 sitting days.<sup>21</sup>
- 3.16 The PP Committee endorsed the first of these recommendations in its eighth report (recommendation 11) and for the second instead recommended that the time period of referral to the Committee be altered from 30 days to 42 days (recommendation 12). The PP Committee report is yet to be debated in the House.

*Uniform Legislation and Statutes Review Committee: uniform legislation and supporting documentation*

- 3.17 The former Uniform Legislation and General Purposes Committee tabled a report in August 2004<sup>22</sup> recommending that a Premier's Circular be issued in order to ensure the early identification of bills which involve uniform legislation and improve the type and quality of information provided to the Committee.
- 3.18 As a result of the former Committee's report, the Government issued a Ministerial Office Memorandum (MM 2005/01)<sup>23</sup> on 18 July 2005 in line with the former Committee's recommendations. This was re-issued in late August after the appointment of the US Committee. A copy of the Ministerial Office Memorandum has been posted on the US Committee page on the Parliament website ([www.parliament.wa.gov.au](http://www.parliament.wa.gov.au)).

*President's ruling in relation to committee annual reports*

- 3.19 The Chair of the Legislation Committee requested a ruling by the President under standing order 327 in relation to the practice of committees providing annual reports

---

<sup>21</sup> Western Australia, Legislative Council, Uniform Legislation and Statutes Review Committee, Special Report, *Standing Order 230A - Referral of Uniform Legislation and Reporting Time Frames*, August 2005.

<sup>22</sup> Western Australia, Legislative Council, Uniform Legislation and General Purposes Committee, Report 19, *Uniform Legislation and Supporting Documentation*, August 2004.

<sup>23</sup> Ministerial Office Memorandums are directed predominately towards Ministerial Offices rather than to government agencies and departments (as a Premier's Circular would have been).

---

to the House. This was of particular interest to the Legislation Committee, as under its terms of reference it has no power to adopt an inquiry by its own motion.

- 3.20 The position in relation to annual reports was clarified by the President who ruled in part that:

*[t]he absence of either an express power in the Standing Orders or an 'own motion' power in a committee's terms of reference does not prevent standing committees from tabling periodical reports to the House providing an overview of operations.*<sup>24</sup>

## **Membership**

- 3.21 The membership of committees continued from 2004 (notwithstanding the February State election) until 'periodical retirement',<sup>25</sup> or 21 May 2005. On 26 May 2005 Members, including newly elected Members, were appointed to the various committees.
- 3.22 The LCCO conducted an induction seminar for new Members, repeating it over two days. The exercise was greatly enhanced by Hon George Cash MLC, Deputy President and Chairman of Committees, chairing the sessions, and Hons Kate Doust and Giz Watson MLCs attending and offering insights based on their past experiences as committee members.
- 3.23 As some committees were reformed due to the reconfiguration of the committee system, there were further changes to membership (see paragraph 3.3).

## **Staffing**

- 3.24 With the addition of the Estimates and Financial Operations Committee the total number of standing committees increased by one. In order to meet the requirements of the new committee and increase staffing numbers comparable to those set in 2003, funding was requested by the Department and granted by Treasury. The new staff were recruited and inducted in early 2006.

## **4 TRAVEL**

- 4.1 Committees did not carry out any site visits or travel to conduct hearings in 2005.

---

<sup>24</sup> Hon Nick Griffiths MLC, President, 'Annual Reports of Standing Committees', *Legislative Council Standing Order 327: President's Procedural Ruling*, 17 November 2005.

<sup>25</sup> Legislative Council standing order 311.

4.2 Conferences were attended in other states,<sup>26</sup> often hosted by committees with similar terms of reference. Members, including new members, and staff were able to take advantage of these professional development opportunities by discovering how similar committees from other jurisdictions carry out inquiries, what type of inquiries they are conducting and developing network relationships.

## **5 NOTE ON STATISTICS AND KEY TO ABBREVIATIONS**

### **Note on statistics**

5.1 For the purposes of the report, statistics have been rounded to the nearest whole number (unless less than one). Totals and averages were worked out on the pre-rounded figures, and then rounded.

5.2 Due to the reconfiguration of the committee system in 2005 some committees ceased to exist and new ones were formed (see figure 1). Each committee's statistics have been listed individually for 2005 but, for comparative purposes between 2004 and 2005, the statistics of committees with similar terms of reference have been combined.

### *Procedure and Privileges Committee*

5.3 The PP Committee is included in the statistics although its functions are very different to other committees. Whereas most other committees may consider matters relating to the scrutiny of executive government and liaise with the public, the PP Committee considers matters of internal parliamentary administration particularly the review of parliamentary procedure and privilege.

5.4 Because of the nature of its work the inclusion of the PP Committee in the statistics tends to bring the overall totals and averages of the statistics down. It is also of note that this committee is advised by the Clerk, Deputy Clerk and Clerk Assistant(s). The LCCO provides administrative staff assistance.

### *Select Committees*

5.5 Statistics for select committees are collected over the 'life' of the committee - not just for the calendar or financial year, and therefore are not strictly comparable to standing

---

<sup>26</sup> Staff of the former Public Administration and Finance Committee attended the Australasian Council of Public Accounts Committees Biennial Conference in Brisbane, February 2005; Members and staff of the Delegated Legislation Committee and former Uniform Legislation and Statutes Review Committee attended the Ninth Australasian & Pacific Conference on Delegated Legislation & Sixth Australasian & Pacific Conference on the Scrutiny of Bills in Canberra, February-March 2005; two Members and one staff member of the Environment and Public Affairs Committee travelled to Canberra to attend the Environment and Public Works Committee Conference, September 2005; and one Member and one staff member of the Estimates and Financial Operations Committee and one Member of the Public Administration Committee attended the Australian Study of Parliament Group 2005 Annual Conference in Sydney, October 2005.

committees. Select committees often run over part of a number of years and therefore affect statistical totals and averages.

- 5.6 For this reason select committees statistics are treated separately and can be found in Appendix 3. As only one Select Committee existed in 2005 and it is yet to table its final report, comparative statistics have not been added. These statistics will be added when the Select Committee tables its final report.

### Key to abbreviations

#### *Standing Committees*

Code	Name of Committee	Dates for 2004 and 2005 comparison
DG	<u>Current</u> Delegated Legislation Committee	2004 and 2005 (created 28/06/2001)
EP	<u>Former</u> Environment and Public Affairs Committee	2004 → 17/08/05 (created 24/05/2001)
EF	<u>Current</u> Estimates and Financial Operations Committee	30/6/05 →
EV	<u>Current</u> Environment and Public Affairs Committee	17/08/05 →
LN	<u>Former</u> Legislation Committee	2004 → 17/08/05 (created 24/05/2001)
LS	<u>Current</u> Legislation Committee	17/08/05 →
PC	<u>Current</u> Public Administration Committee	17/08/05 →
PF	<u>Former</u> Public Administration and Finance Committee	2004 → 17/08/05 (created 24/05/2001)
PP	<u>Current</u> Procedure and Privileges Committee	2004 and 2005 (created 24/05/2001)
UG	<u>Former</u> Uniform Legislation and General Purposes Committee	2004 → 17/08/05 (created 11/04/2002)
US	<u>Current</u> Uniform Legislation and Statutes Review Committee	17/08/05 →

*Select Committee*

Code	Name of Committee	Dates
FC	<u>Current</u> Adequacy of Foster Care Assessment Procedures by the Department for Community Development Select Committee	21/09/2005 →

**6 CONCLUSION**

- 6.1 The Legislative Council Committee Office welcomes feedback from Members on the statistics presented in this report.
- 6.2 Should you have any suggestions for improvement or wish to discuss any aspect of the information presented in this report please telephone Kelly Campbell, Executive Officer (Committees), on 9222 7403 or Mia Betjeman, Clerk, on 9222 7214.



**APPENDIX 1**  
**STANDING COMMITTEES 2005**

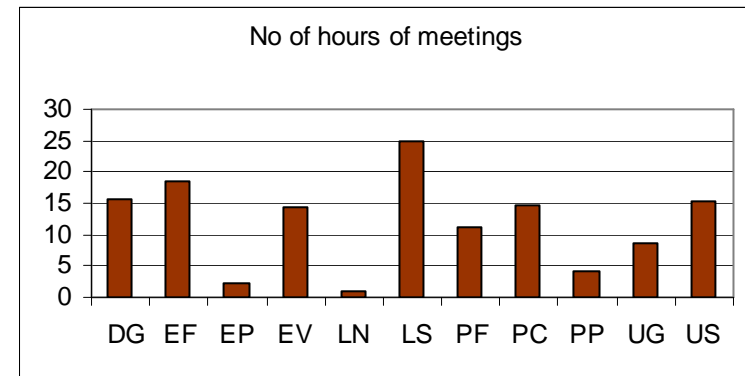
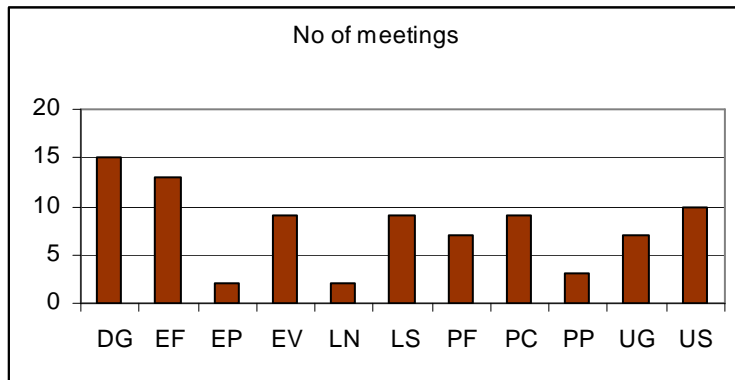


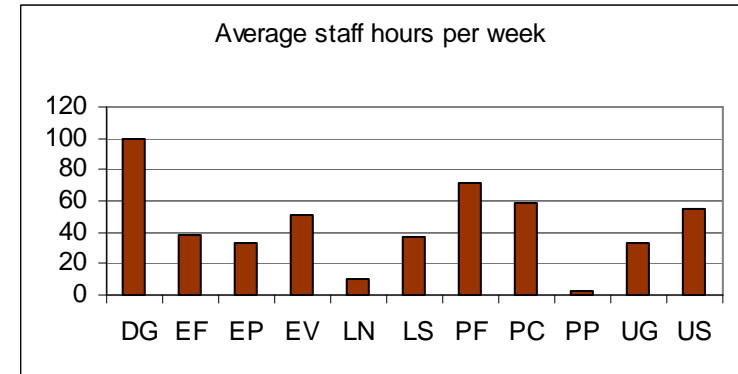
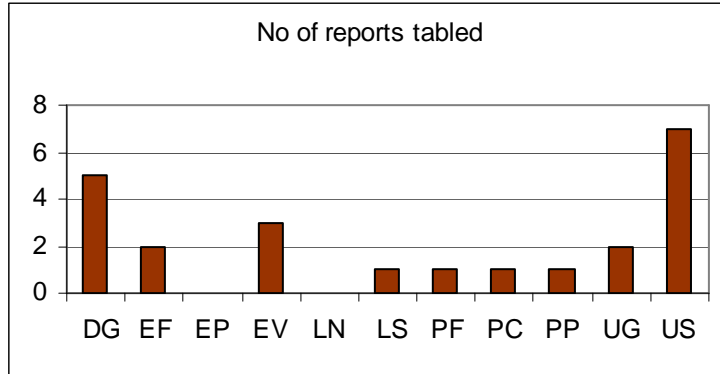
## APPENDIX 1 STANDING COMMITTEES 2005

See pages 11 to 12 for key to abbreviations.

### Key Items

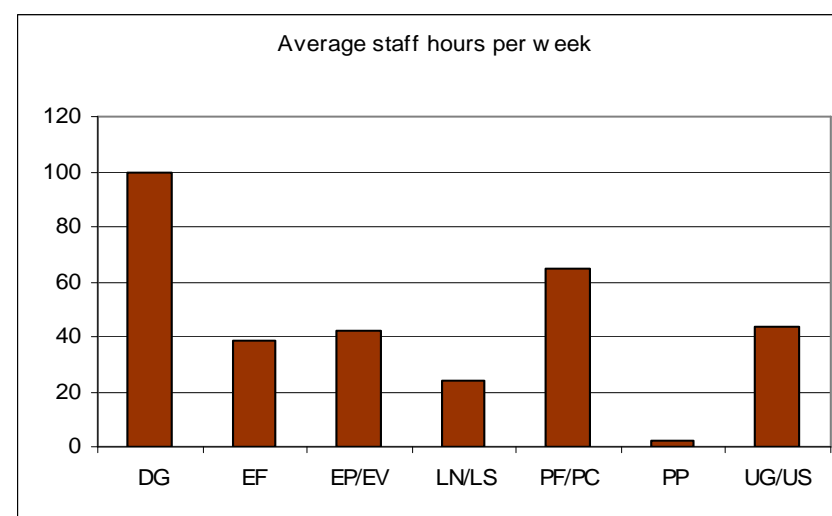
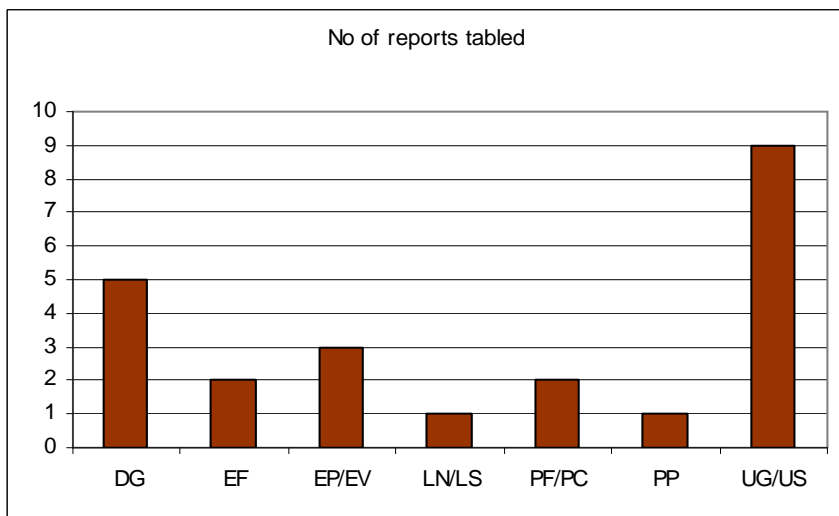
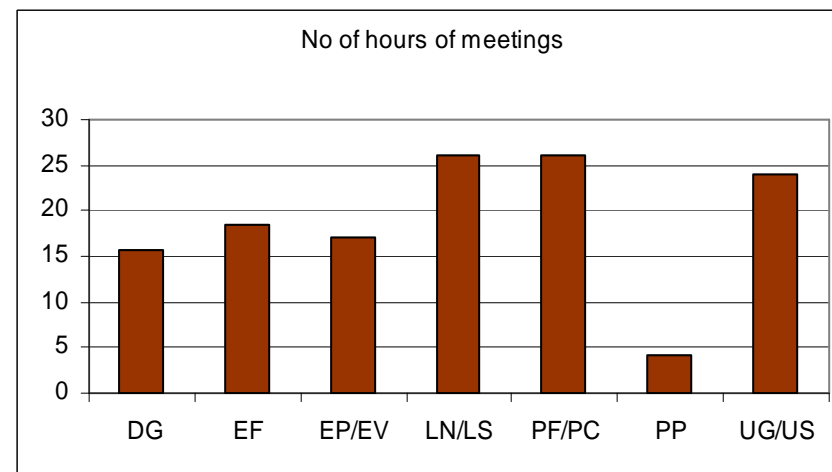
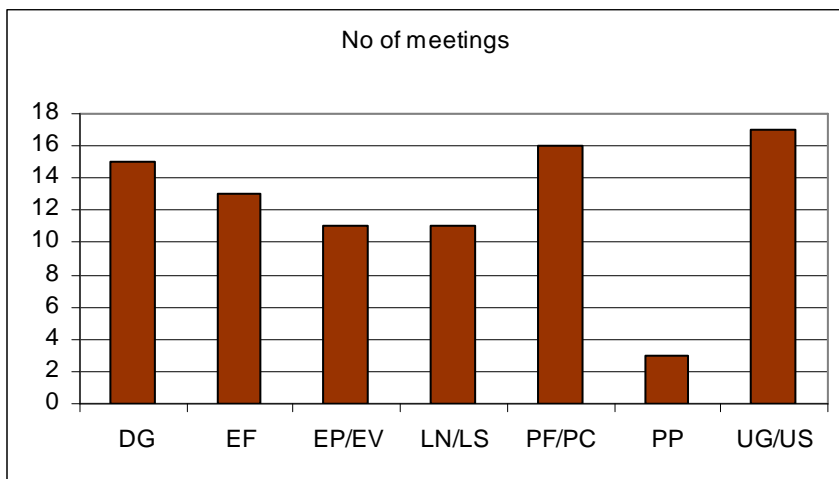
Key Items	DG	EF	EP	EV	LN	LS	PF	PC	PP	UG	US	Total	Average
No of meetings	15	13	2	9	2	9	7	9	3	7	10	86	8
No of hours of meetings	15.75	18.5	2.3	14.5	1.08	24.83	11.25	14.83	4.08	8.58	15.42	131	12
No of reports tabled	5	2	0	3	0	1	1	1	1	2	7	23	2
Average staff hours per week	99.31	38.65	32.82	51.37	9.88	37.30	71.36	58.82	2.29	33.29	54.74	n/a	45





**Key items with related Committees combined**

Key Items	DG	EF	EP/EV	LN/LS	PF/PC	PP	UG/US	Total	Average
No of meetings	15	13	11	11	16	3	17	86	12
No of hours of meetings	16	19	17	26	26	4	24	131	19
No of reports tabled	5	2	3	1	2	1	9	23	3
Average staff hours per week	99	39	42	24	65	2	44	n/a	45



## General Items

<i>Meetings</i>	DG	EF	EP	EV	LN	LS	PF	PC	PP	UG	US	Total	Average
No of meetings	15	13	2	9	2	9	7	9	3	7	10	<b>86</b>	8
No of hours of meetings	15.75	18.5	2.3	14.5	1.08	24.83	11.25	14.83	4.08	8.58	15.42	<b>131</b>	12
No of meetings/hearings in sitting weeks	15	13	2	9	2	6	5	9	3	3	10	<b>77</b>	7
No of hours of meetings/hearings in sitting weeks	15.75	18.5	2.3	14.5	1.08	17.17	4.83	14.83	4.08	2.42	15.42	<b>111</b>	10
No of meetings/hearings in non-sitting weeks	0	0	0	0	0	3	2	0	0	4	0	<b>9</b>	0.82
No of hours of meetings/hearings in non-sitting weeks	0	0	0	0	0	7.67	6.42	0	0	6.17	0	<b>20</b>	2
No of public hearings	2	2	0	2	0	5	1	2	0	0	1	<b>15</b>	1
No of hours of public hearings	1.25	2.92	0	2.55	0	6	2.17	2.08	0	0	0.67	<b>18</b>	2
No of private hearings	0	4	0	1	0	1	0	5	0	0	1	<b>12</b>	1
No of hours of private hearings	0	3.75	0	0.75	0	0.08	0	6.42	0	0	0.67	<b>12</b>	1
No of witnesses	3	12	0	4	0	10	4	12	0	0	3	<b>48</b>	4
No of sub committee meetings	2	0	0	0	0	0	0	0	0	0	0	<b>2</b>	0.18
No of hours of sub committee meetings	2.67	0	0	0	0	0	0	0	0	0	0	<b>3</b>	0.24

<b>Reports</b>	<b>DG</b>	<b>EF</b>	<b>EP</b>	<b>EV</b>	<b>LN</b>	<b>LS</b>	<b>PF</b>	<b>PC</b>	<b>PP</b>	<b>UG</b>	<b>US</b>	<b>Total</b>	<b>Average</b>
No of reports tabled	5	2	0	3	0	1	1	1	1	2	7	<b>23</b>	2
No of pages of reports tabled	66	15	0	86	0	121	43	28	35	49	219	<b>662</b>	60
No of copies of tabled reports printed	285	115	0	190	0	80	75	45	48	130	455	<b>1,423</b>	129
No of copies of tabled reports distributed	237	100	0	185	0	75	70	40	45	120	420	<b>1,292</b>	117
No of Minority Reports tabled	0	0	0	0	0	0	0	0	0	0	0	<b>0</b>	0

<b>Special Reports<sup>27</sup></b>	<b>DG</b>	<b>EF</b>	<b>EP</b>	<b>EV</b>	<b>LN</b>	<b>LS</b>	<b>PF</b>	<b>PC</b>	<b>PP</b>	<b>UG</b>	<b>US</b>	<b>Total</b>	<b>Average</b>
Requests for Funds to Travel	0	0	0	0	0	0	0	0	0	0	0	<b>0</b>	0
Requests for Extension of Time	0	0	0	0	0	0	0	0	0	0	2	<b>2</b>	0.18
Informing the House that the Committee has commenced an Inquiry	0	0	0	0	0	0	0	1	0	0	2	<b>3</b>	0.27
Other	0	0	0	0	0	0	0	0	0	0	1	<b>1</b>	0.09

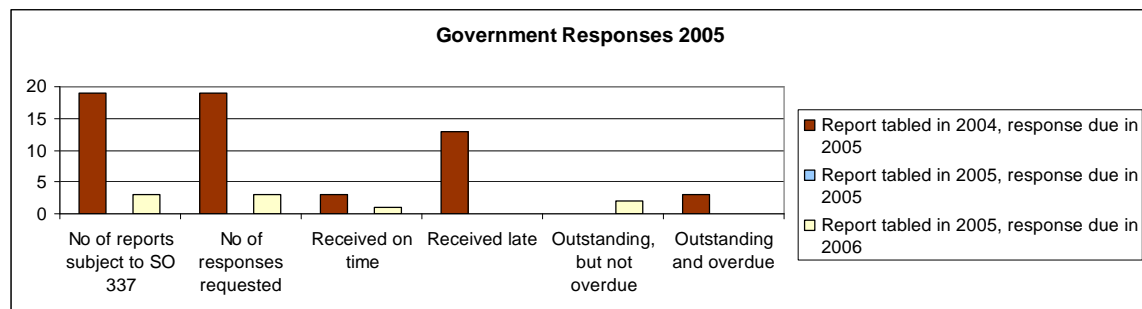
<sup>27</sup> Special reports are used by committees to address administrative or procedural matters. They are often tabled to request an extension of time to report or to inform the House that the committee has commenced an inquiry but may be used to propose a procedural change to a committee's terms or reference or relevant standing orders.

<b>Government Responses to Reports<sup>28</sup></b>	<b>DG</b>	<b>EF</b>	<b>EP</b>	<b>EV</b>	<b>LN</b>	<b>LS</b>	<b>PF</b>	<b>PC</b>	<b>PP</b>	<b>UG</b>	<b>US</b>	<b>Total</b>	<b>Average</b>
No of government responses to reports received	1	0	2	0	0	0	1	0	0	0	1	5	0.45
No of government responses outstanding (incl overdue)	1	0	2	1	0	0	0	0	0	1	0	5	0.45
No of Government responses overdue	0	0	2	0	0	0	0	0	0	0	0	2	0.18
No of government responses received overdue	0	0	2	0	0	0	1	0	0	0	0	3	0.27

<b>Reports Subject to SO 337 with response due in 2005, tabled in 2005, or both</b>	<b>No of reports subject to SO 337</b>	<b>No of responses requested</b>	<b>Received on time</b>	<b>Received late</b>	<b>Outstanding, but not overdue</b>	<b>Outstanding and overdue</b>
Report tabled in 2004, response due in 2005	19	19	3	13	0	3
Report tabled in 2005, response due in 2005	0	0	0	0	0	0
Report tabled in 2005, response due in 2006	3	3	1	0	2	0

<sup>28</sup> Standing order 337 requires that the Government table a response to a committee report which recommends action by or seeks a response from the Government. The response is due within 4 months of the report being tabled.





<i>Submissions</i>	DG	EF	EP	EV	LN	LS	PF	PC	PP	UG	US	Total	Average
No of submissions received	0	0	11	18	0	14	0	0	0	0	0	<b>43</b>	4
No of pages of submissions received	0	0	27	200	0	271	0	0	0	0	0	<b>498</b>	45

<i>Staff</i>	DG	EF	EP	EV	LN	LS	PF	PC	PP	UG	US	Total	Average
Average staff hours per week	99	39	33	51	10	37	71	59	2	33	55	<b>n/a</b>	45
No of Advisory Officer hours	2590	630	116	306	286	408	1230	742	109	858	760	<b>8,036</b>	731
No of Committee Clerk hours	2223	375	967	670	40	295	1125	375	10	240	280	<b>6,600</b>	600
No of Articled Clerk hours	345	0	0	0	0	6	0	0	0	0	0	<b>351</b>	32
No of temporary staff hours	0	0	0	0	0	0	0	0	0	0	0	<b>0</b>	0
No of consultants/counsel	1	0	0	0	0	0	0	0	0	0	0	<b>1</b>	0.10

Legislative Council Committee Office

<b>Staff</b>	<b>DG</b>	<b>EF</b>	<b>EP</b>	<b>EV</b>	<b>LN</b>	<b>LS</b>	<b>PF</b>	<b>PC</b>	<b>PP</b>	<b>UG</b>	<b>US</b>	<b>Total</b>	<b>Average</b>
No of consultants/counsel hours	6	0	0	0	0	0	0	0	0	0	0	6	0.55
No of staff who have worked on committee	8	2	2	3	4	5	2	2	0	3	5	36	3

**APPENDIX 2**  
**COMPARISON: 2004 AND 2005**



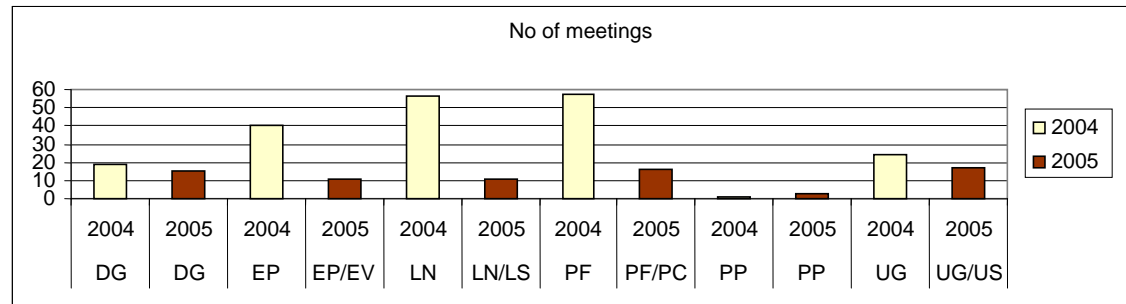
## APPENDIX 2

### COMPARISON: 2004 AND 2005

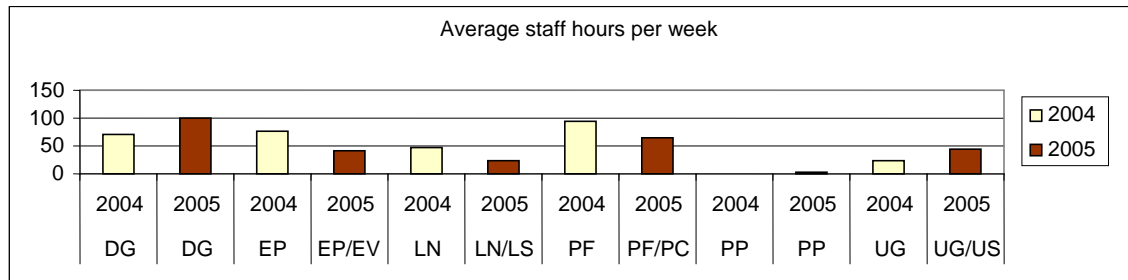
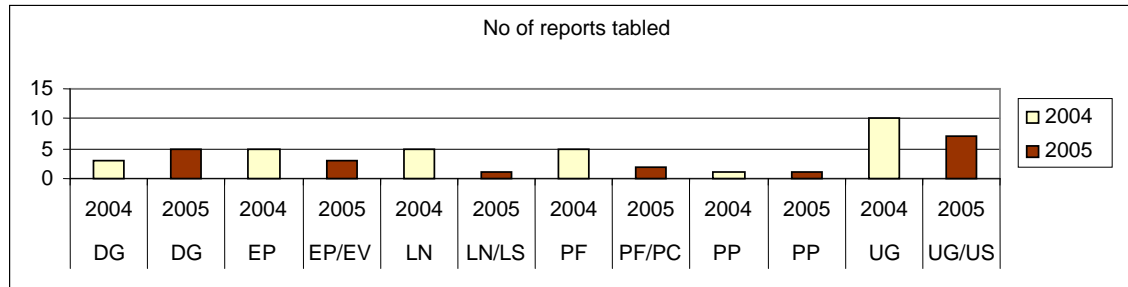
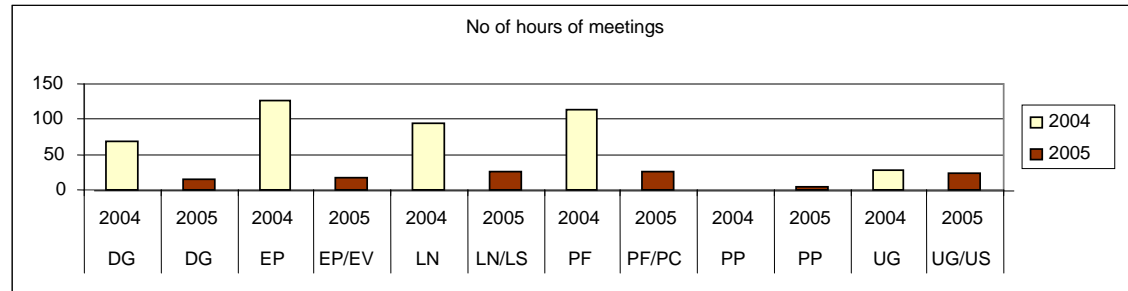
See pages 11 to 12 for key to abbreviations.

#### Key items for 2004 and 2005 with related 2005 Committees combined

Key Items	DG 2004	DG 2005	EP 2004 <sup>29</sup>	EP/EV 2005	LN 2004	LN/LS 2005	PF 2004	PF/PC 2005	PP 2004	PP 2005	UG 2004	UG/US 2005
No of meetings	19	15	40	11	56	11	57	16	1	3	24	17
No of hours of meetings	68	16	126	17	94	26	113	26	1	4	27	24
No of reports tabled	3	5	5	3	5	1	5	2	1	1	10	7
Average staff hours per week	70	99	75	42	47	24	95	65	1	2	25	44



<sup>29</sup> Note that the Estimates and Financial Operations Committee has not been included because there was no 2004 committee for comparative purposes. For this Committee's statistics see Appendix 1.



**APPENDIX 3**  
**SELECT COMMITTEES 2005**





## APPENDIX 3

### SELECT COMMITTEES 2005

---

#### Key Items

	Foster Care <sup>30</sup>
No of meetings	8
No of hours of meetings	23
No of reports tabled	0
Average staff hours per week	39

#### General Items

<i>Meetings</i>	Foster Care
No of meetings	8
No of hours of meetings	23
No of meetings/hearings in sitting weeks	4
No of hours of meetings/hearings in sitting weeks	7
No of meetings/hearings in non-sitting weeks	4
No of hours of meetings/hearings in non-sitting weeks	17
No of public hearings	12
No of hours of public hearings	10
No of private hearings	4
No of hours of private hearings	2
No of witnesses	25
No of sub committee meetings <sup>31</sup>	0
No of hours of sub committee meetings	0

<i>Reports</i>	Foster Care
No of reports tabled	0
No of pages of reports tabled	0
No of copies of tabled reports printed	0
No of copies of tabled reports distributed	0
No of Minority Reports tabled	0

---

<sup>30</sup> Select Committee on the Adequacy of Foster Care Assessment Procedures by the Department for Community Development.

<sup>31</sup> Select Committees are not able to form subcommittees, unless they operate under Standing Committee standing orders.

<b>Special Reports</b>	<b>Foster Care</b>
No of Request for Funds to Travel	0
No of Request for Extension of Time	1
Informing the House that the Committee has commenced an Inquiry	n/a
Other	0

<b>Government Response to Reports<sup>32</sup></b>	<b>Foster Care</b>
No of government responses to reports received	0
No of government responses outstanding (incl overdue)	0
No of Government responses overdue	0
No of government responses received overdue	0

<b>Submissions</b>	<b>Foster Care</b>
No of Submissions received	26
No of pages of submissions received	453

<b>Staff</b>	<b>Foster Care</b>
Average staff hours per week	39
No of Advisory Officer hours	255
No of Committee Clerk hours	300
No of Articled Clerk hours	0
No of temporary staff hours	0
No of consultants/counsel	0
No of consultants/counsel hours	0
No of staff who have worked on committee	3

<sup>32</sup> Note that government responses are not required for Select Committees unless Standing Committee standing orders apply, although they can be requested by the Committee.

**APPENDIX 4**  
**TRAVEL STATISTICS 2005**  
**AND COMPARISON: 2004 AND 2005**



## APPENDIX 4

### TRAVEL STATISTICS 2005 AND COMPARISON: 2004 AND 2005

See pages 11 to 12 for key to abbreviations.

#### Standing Committee Travel 2005

<i>Travel</i>	DG	EF	EP	EV	LN	LS	PF	PC	PP	UG	US	Total	Average
No of trips – within Australia	1	1	0	1	0	0	1	1	0	1	0	6	0.55
No of trips – international	0	0	0	0	0	0	0	0	0	0	0	0	0
No of seminars/conferences organised	0	0	0	0	0	0	0	0	0	0	0	0	0
Site visits	0	0	0	0	0	0	0	0	0	0	0	0	0

#### Standing Committee Travel 2004 and 2005

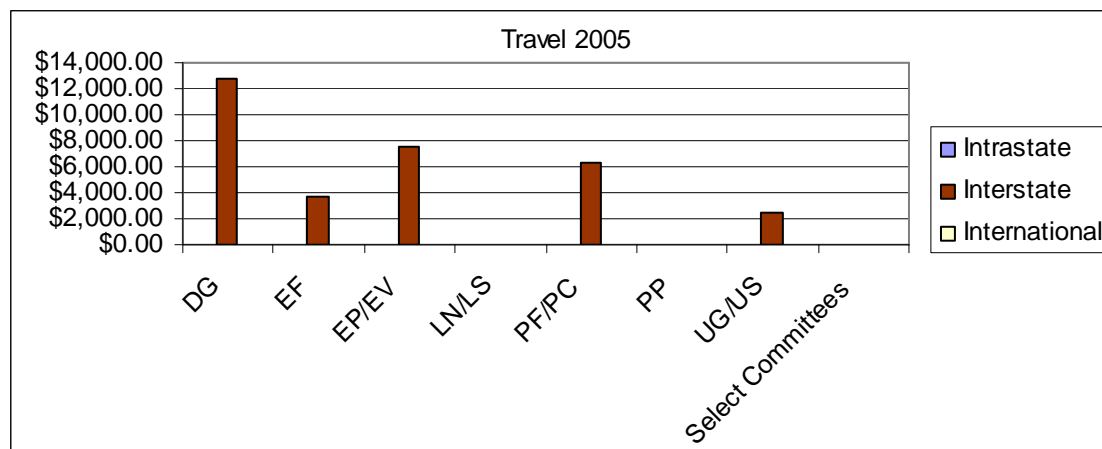
<i>Travel</i>	DG 2004	DG 2005	n/a	EF 2005	EP 2004	EP/ EV 2005	LN 2004	LN/LS 2005	PF 2004	PF/ PC 2005	PP 2004	PP 2005	UG 2004	UG/ US 2005
No of trips – within Australia	0	1		1	0	2	1	0	3	1	0	0	0	1
No of trips – international	0	0		0	0	0	0	0	0	0	0	0	0	0
No of seminars/conferences organised	0	0		0	0	0	0	0	0	0	0	0	0	0
Site visits	0	0		0	0	0	0	0	2	0	0	0	0	0

## Select Committee Travel 2005

<b>Travel</b>	<b>FC</b>	<b>Total</b>	<b>Average</b>
No of trips – within Australia	0	0	0
No of trips – international	0	0	0
No of seminars/conferences organised	0	0	0
Site visits	0	0	0

## Travel 2005 - Expenditure

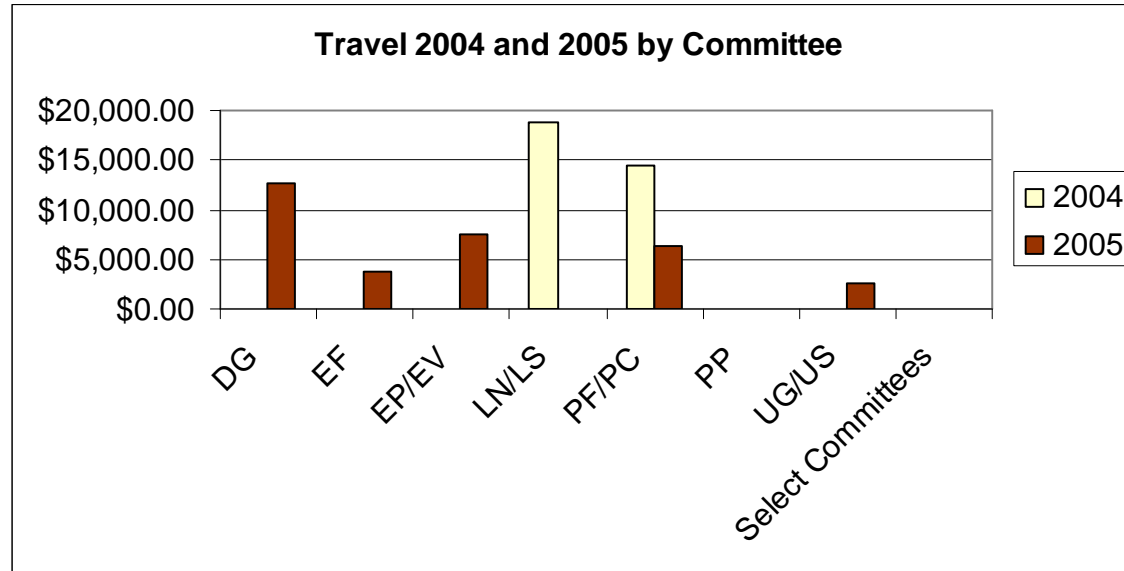
<b>Committee</b>	<b>Intrastate</b>	<b>Interstate</b>	<b>International</b>	<b>Total</b>
<b>DG</b>	\$0.00	\$12,722.00	\$0.00	\$12,722.00
<b>EF</b>	\$0.00	\$3,722.00	\$0.00	\$3,722.00
<b>EP/EV</b>	\$0.00	\$7,509.00	\$0.00	\$7,509.00
<b>LN/LS</b>	\$0.00	\$0.00	\$0.00	\$0.00
<b>PF/PC</b>	\$0.00	\$6,278.00	\$0.00	\$6,278.00
<b>PP</b>	\$0.00	\$0.00	\$0.00	\$0.00
<b>UG/US</b>	\$0.00	\$2,496.00	\$0.00	\$2,496.00
<b>Select Committees</b>	\$0.00	\$0.00	\$0.00	\$0.00
<b>Total</b>	\$0.00	\$32,727.00	\$0.00	\$32,727.00



## Comparison of Travel Expenditure - 2004 and 2005

### By Committee

Committee	2004	2005
<b>DG</b>	\$0.00	\$12,722.00
<b>EF</b>	n/a	\$3,722.00
<b>EP/EV</b>	\$0.00	\$7,509.00
<b>LN/LS</b>	\$18,866.00	\$0.00
<b>PF/PC</b>	\$14,412.00	\$6,278.00
<b>PP</b>	\$0.00	\$0.00
<b>UG/US</b>	\$0.00	\$2,496.00
<b>Select Committees</b>	\$0.00	\$0.00
<b>Total</b>	<b>\$33,278.00</b>	<b>\$32,727.00</b>



**By destination**

	Intrastate	Interstate	International	Total
<b>2004</b>	\$14,412.00	\$18,866.00	\$0.00	<b>\$33,278.00</b>
<b>2005</b>	\$0.00	\$32,727.00	\$0.00	<b>\$32,727.00</b>



