



**THIRTY-SEVENTH PARLIAMENT**

**WORK OF LEGISLATIVE COUNCIL  
COMMITTEES IN 2007**

**1 JANUARY 2007 TO 31 DECEMBER 2007**

Published by authority of the  
Clerk of the Legislative Council of Western Australia

May 2008

**LEGISLATIVE COUNCIL COMMITTEE OFFICE**

**WORK OF LEGISLATIVE COUNCIL COMMITTEES IN 2007**

**1 JANUARY 2007 TO 31 DECEMBER 2007**

**Address:**

Parliament House, Perth WA 6000, Telephone (08) 9222 7222

[lcco@parliament.wa.gov.au](mailto:lcco@parliament.wa.gov.au)

Website: <http://www.parliament.wa.gov.au>

**ISBN 1 921243 61 9**

## CONTENTS

1	ANNUAL STATISTICS .....	1
2	BACKGROUND .....	1
	The Legislative Council Committee Office .....	1
	The committee system .....	1
3	COMMITTEE HIGHLIGHTS 2007 .....	3
	Third year of the 37 <sup>th</sup> Parliament .....	3
	Select Committees.....	4
	Reports .....	4
	Procedural matters.....	5
	Staffing matters .....	5
	Professional Development.....	5
	Accommodation .....	5
4	TRAVEL.....	6
	Committee related travel .....	6
	Professional development related staff travel.....	7
5	NOTE ON STATISTICS AND KEY TO ABBREVIATIONS .....	7
	Note on statistics .....	7
	Delegated Legislation Joint Standing Committee .....	7
	Procedure and Privileges Committee .....	7
	Select Committees .....	7
6	CONCLUSION .....	8
	<b>APPENDIX 1 STANDING COMMITTEES 2007.....</b>	<b>9</b>
	Key to abbreviations .....	11
	Key items .....	12
	General items .....	13
	<b>APPENDIX 2 COMPARISON: 2004, 2005, 2006 AND 2007 .....</b>	<b>19</b>
	<b>APPENDIX 3 SELECT COMMITTEES 2007 AND COMPARISON: 2004, 2005, 2006 AND 2007 .....</b>	<b>25</b>
	Key to abbreviations .....	27
	Key items for Select Committees which reported in 2007.....	28
	General items for Select Committees which reported in 2007.....	28
	Key item comparison for Select Committees which reported in 2004, 2005, 2006 and 2007 .....	31
	<b>APPENDIX 4 TRAVEL STATISTICS 2007 AND COMPARISON: 2004, 2005, 2006 AND 2007 .....</b>	<b>33</b>
	Standing Committee travel 2007.....	35
	Select Committee travel 2007 .....	35

Travel 2007 - expenditure.....	36
Comparison of travel expenditure - 2004, 2005, 2006 and 2007 .....	37
By committee .....	37
By destination .....	38

# WORK OF LEGISLATIVE COUNCIL COMMITTEES IN 2007

1 JANUARY 2007 TO 31 DECEMBER 2007

---

## 1 ANNUAL STATISTICS

- 1.1 The Department of the Legislative Council (**Department**) publishes statistics at regular 6 monthly intervals. This report of the Legislative Council Committee Office (**LCCO**) together with the report of the Legislative Council Chamber (**House or Chamber**) provides statistics for the Department based on the calendar year. The Department also publishes an annual report at the end of the financial year with updated statistics for both the LCCO and Chamber. This is the Department's fourth year of reporting in this manner.
- 1.2 Details of the work of individual committees during 2007 can be found in their annual reports which are published on the Parliament website.<sup>1</sup>

## 2 BACKGROUND

### The Legislative Council Committee Office

- 2.1 The purpose of the LCCO is to provide high quality advice, research, administrative and executive services to parliamentary committees which are served by the Legislative Council.
- 2.2 The LCCO's motive for gathering statistics is to help it provide better and more relevant services to Members and the public.

### The committee system

- 2.3 In 2007, the LCCO continued to administer five standing committees and one joint standing committee and helped to support the Procedure and Privileges Committee which is mainly serviced by the Clerk's office. The LCCO also supported two select committees.
- 2.4 The statistics provide a basis to compare the work of committees over the years. The configuration of committees changes from time to time and has changed since the inception of these reports in 2004. It was reviewed and realigned in 2005, after a

---

<sup>1</sup> [www.parliament.wa.gov.au](http://www.parliament.wa.gov.au) and choose Committees | Current Committees.

---

general election. Figure 1 outlines the previous configuration and explains the relationship between current and previous committees for comparative purposes.

**Figure 1**

**Comparison of the committee system in 2004 / first half of 2005 to current system**

<b>Responsibility</b>	<b>2004 / first half of 2005</b>	<b>Current</b>
Budget Estimates Hearings	Estimates Committee <sup>2</sup>	Estimates and Financial Operations Committee (new Committee in 2005)
Delegated Legislation	Delegated Legislation Committee	Delegated Legislation Committee (unchanged)
Environment	Environment and Public Affairs Committee	Environment and Public Affairs Committee (reformed <sup>3</sup> )
Finance	Public Administration and Finance Committee	Estimates and Financial Operations Committee (new Committee in 2005)
Legislation	Legislation Committee	Legislation Committee (reformed <sup>4</sup> )
Petitions	Environment and Public Affairs Committee	Environment and Public Affairs Committee (reformed <sup>5</sup> )
Public Administration	Public Administration and Finance Committee	Public Administration Committee (reformed <sup>6</sup> )
Statutes Revision	unallocated	Uniform Legislation and Statutes Review Committee (reformed <sup>7</sup> )
Uniform Legislation	Uniform Legislation and General Purposes Committee	Uniform Legislation and Statutes Review Committee (reformed <sup>8</sup> )

<sup>2</sup> Committee of the whole House created via Sessional Order.

<sup>3</sup> Reformed as 5-member Committee from previous 7-member Committee.

<sup>4</sup> The Legislation Committee was reformed with the major change being that the term of reference regarding the revision of Bills which amend statute law by repealing spent, unnecessary or superseded Acts and by making miscellaneous minor amendments to various Acts ('omnibus Bills') was transferred to the Uniform Legislation and Statutes Review Committee.

<sup>5</sup> Reformed as 5-member committee from previous 7-member committee.

<sup>6</sup> The Committee's financial operations function was transferred to the newly formed Estimates and Financial Operations Committee.

<sup>7</sup> Reformed as 4-member committee from previous 3-member committee. The Committee acquired a term of reference regarding scrutinising omnibus bills (see footnote 4 above).

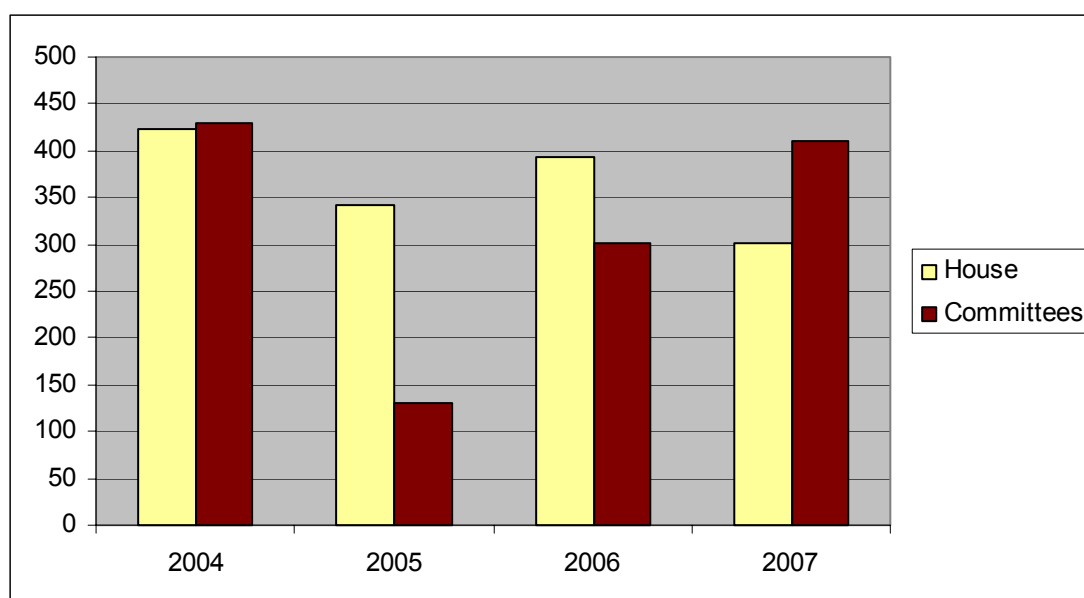
### 3 COMMITTEE HIGHLIGHTS 2007

#### Third year of the 37<sup>th</sup> Parliament

- 3.1 September 2007 saw the appointment of the Department's third Clerk in as many years. Mr Malcolm Peacock had overseen much of the Department's progress towards a corporate governance and therefore annual reporting model as both Deputy Clerk and Acting Clerk over the three years prior to his appointment as Clerk.
- 3.2 The Department lost the services of two long term employees with strong ties to the LCCO, in Ms Mia Betjeman, Clerk and former Clerk Assistant (Committees), and Mr Nigel Pratt, Clerk Assistant (House) and former Principal Advisory Officer with the LCCO.
- 3.3 Mr Paul Grant was appointed Clerk Assistant (Committees) in June 2007. Mr Grant had been partly acting in the position since Ms Betjeman's appointment as Clerk in March 2006. Mr Nigel Lake was appointed Deputy Clerk and Mr Donald Allison, Clerk Assistant (House) in the second half of the year.
- 3.4 The fourth year of reporting provides a clear indication of the effect of the 2005 election on Committee work. Committees sat for more hours in 2007 than the House, highlighting the importance of committee work to the work of the Legislative Council as a whole.

**Figure 2**

#### Comparison of House and Committee hours: 2004 - 2007



### Select Committees

- 3.5 The Select Committee into Obstetric Services, appointed in May 2006, travelled to Sydney and New Zealand in February 2007 to further its inquiries. The Committee reported on 30 August 2007.
- 3.6 The Select Committee of Privilege on a Matter Arising in the Standing Committee on Estimates and Financial Operations was formed in March 2007 and reported in November 2007. (See paragraph 3.10-3.11 for more detail).
- 3.7 Combined, the two select committees drew on 4 260 staff hours or an average of 33 hours per week for the Obstetrics Services Committee and 65 hours per week for the Select Committee of Privilege. Eleven different staff members worked on the two committees. The LCCO is currently not funded to support select committees and therefore servicing these committees impacts the quality of service to standing committees. The Select Committee of Privilege also extensively used the services of the Clerk, Deputy Clerk and Clerk Assistant (House), and thus the impact was felt throughout the Department. The Department is pursuing separate funding for select committees through the budget process.

### Reports

- 3.8 Standing Committees tabled 29 reports in 2007 equating to an average of four reports per committee. Of these, eight were annual reports or overview reports relating to aspects of a committee's terms of reference. Eleven of the tabled reports were in relation to bills:
- one by the Environment and Public Affairs Committee;
  - four by the Legislation Committee;
  - one by the Public Administration Committee; and
  - five by the Uniform Legislation and Statutes Review Committee.
- 3.9 Standing orders require the Government to respond to a report if it is "*recommending action by, or seeking a response from the Government*".<sup>9</sup> Responses can be required from multiple Ministers for the one report if the issues covered cross portfolio jurisdictions, which means that the number of responses due or received will not necessarily equate to the number of reports tabled that required them. In 2007, five reports required responses, five responses were received (three of which were received late) and five were outstanding (one of which was overdue). In other words, despite five reports being tabled, responses were requested from 10 different Ministers.

---

<sup>9</sup> Standing Order 337.



---

**Procedural matters**

- 3.10 The major procedural issue to arise in 2007 involved the Estimates and Financial Operations Committee which reported to the House in March 2007 regarding a possible breach of parliamentary privilege in relation to alleged disclosures of deliberations of the Committee. The Committee's report was prompted by a request for access to its records by the Corruption and Crime Commission.
- 3.11 This report prompted the formation of the Select Committee of Privilege on a Matter Arising in the Standing Committee on Estimates and Financial Operations. The Select Committee reported in 496 pages on 13 November 2007. Its report included findings that there had been breaches of privilege. Many of the Select Committee's 35 recommendations require the attention of the Standing Committee on Procedure and Privileges and three of the Standing Committee's reports in 2008 involved issues arising from the Select Committee's report.

**Staffing matters**

- 3.12 Five staff were recruited during 2007 including two Articled Clerks who completed six months of their 12 months Articles program with the LCCO as permitted by the Legal Practice Board. One Committee Clerk took 12 months leave without pay and another moved to the Legislative Assembly on a Higher Duty Allowance to cover a staff member's temporary absence.
- 3.13 The LCCO continues to support flexible work practices with a number of staff working part time, two from home one day per week, flexi time and some use of 44-50/52 leave.

*Professional Development*

- 3.14 Staff from the LCCO took the opportunity to attend the Australian and New Zealand Clerks-at-the-Table Professional Development conference hosted by the Western Australian Parliament in January 2007.
- 3.15 Various training courses were attended in the metropolitan area. The LCCO conducted professional development seminars in relation to the standing orders relating to committees internally and discussed procedural issues at staff meetings.

**Accommodation**

- 3.16 In 2007 the Department continued a process of locating, securing funding for, and fitting-out alternative accommodation in the vicinity of Parliament House as anticipated in previous annual reports.
- 3.17 Premises at 18-32 Parliament Place, West Perth were secured and a fit-out commenced for the Ground Floor. The fit-out was due for completion by March

2008, including three hearing rooms, four small meeting rooms for deliberative meetings, and accommodation more suitable for the number of staff now required to service committees. It is anticipated that the new premises will bring to an end the need for committees to meet at Parliament House and will provide more suitable options of meeting room size and set-up that committees can use for their meetings.

#### 4 TRAVEL

##### *Committee related travel*

4.1 The following committee related travel occurred during 2007:

- four Members and two staff members travelled to Sydney and New Zealand from 4-10 February 2007 as part of inquiries by the Select Committee into Public Obstetrics Services;
- one Member and two staff of the Estimates and Financial Operations Committee attended the *Australian Council of Public Accounts Committees 9th Biennial Conference* in Canberra, Australian Capital Territory, from 11-14 April 2007;
- Members of the Delegated Legislation Committee and the Deputy Chair of the Legislation Committee together with the staff of the Delegated Legislation Committee travelled to Wellington, New Zealand for the Australian - New Zealand Scrutiny of Legislation Conference “Democracy in Legislation - The Role of Scrutiny Committees” from 31 July - 2 August 2007;
- one staff member of the Public Administration Committee travelled to Stockholm, Sweden, for *World Water Week* from 10-18 August 2007 for the Committee’s Governance of Western Australia's Water Resources inquiry;
- one Member and one member of staff of the Public Administration Committee travelled to Adelaide, South Australia to attend the *Australian Study of Parliaments Group Conference* from 23-25 August 2007;
- five Members and one staff member travelled to Darwin, Northern Territory for the *12th Annual Parliamentary Public Works and Environment Committee Conference* from 18 - 22 September 2007;
- three Members and two staff members of the Uniform Legislation and Statutes Review Committee travelled to London, United Kingdom and Dublin, Ireland for the *Purpose and Process of Statutes Repeals and Minor Amendments Bills* inquiry from 26 October to 7 November 2007; and

- 
- a number of Members and staff attended conferences or Site Visits in relation to their committee's terms of reference or current inquiries in the metropolitan area.

#### *Professional development related staff travel*

- 4.2 Staff did not travel interstate or overseas to attend professional development opportunities in 2007, except when attending a conference with Members of a committee outlined in paragraph 4.1 above.

## **5 NOTE ON STATISTICS AND KEY TO ABBREVIATIONS**

### **Note on statistics**

- 5.1 Due to the reconfiguration of the committee system in 2005 some committees ceased to exist and new ones were formed (see Figure 1). In the comparative statistics, the committees with terms of reference most similar between the old system and the reconfigured system have been combined in 2005 and compared over 2004, 2005, 2006 and 2007.

#### *Delegated Legislation Joint Standing Committee*

- 5.2 The Delegated Legislation Committee is treated like other Legislative Council standing committees for the purpose of this report. It is a committee comprising of both Legislative Council and Legislative Assembly Members, administered by the LCCO.

#### *Procedure and Privileges Committee*

- 5.3 The Procedure and Privileges Committee is included in the statistics although its functions are very different to other committees. Whereas most committees may consider matters relating to the scrutiny of executive government and liaise with the public, the Procedure and Privileges Committee mainly considers matters of internal parliamentary administration, particularly the review of parliamentary procedure and privilege.
- 5.4 Because of the nature of its work, the inclusion of the Procedure and Privileges Committee in the statistics tends to bring the overall totals and averages of the statistics down. It is also of note that this Committee is advised by the Clerk, Deputy Clerk and Clerk Assistant(s). The LCCO provides some administrative assistance.

#### *Select Committees*

- 5.5 Statistics for select committees are collected over the 'life' of the committee - not just for the calendar or financial year, and therefore are not strictly comparable to standing

committees. Select committees often operate over part of a number of years and therefore affect statistical totals and averages.

5.6 For this reason select committees statistics are treated separately and can be found in Appendix 3. Only select committees which reported in 2007 have been included in the statistics for 2007.

## **6 CONCLUSION**

6.1 The LCCO welcomes feedback from Members on the matters raised and statistics presented in this report.

6.2 Should you have any suggestions for improvement or wish to discuss any aspect of the information presented in this report please telephone Kelly Campbell, Executive Officer (Committees), on 9222 7403 or Paul Grant, Clerk Assistant (Committees), on 9222 7294.



---

**Mr Malcolm Peacock**  
**Clerk of the Legislative Council**

**27 May 2008**

**APPENDIX 1**  
**STANDING COMMITTEES 2007**



# APPENDIX 1

## STANDING COMMITTEES 2007

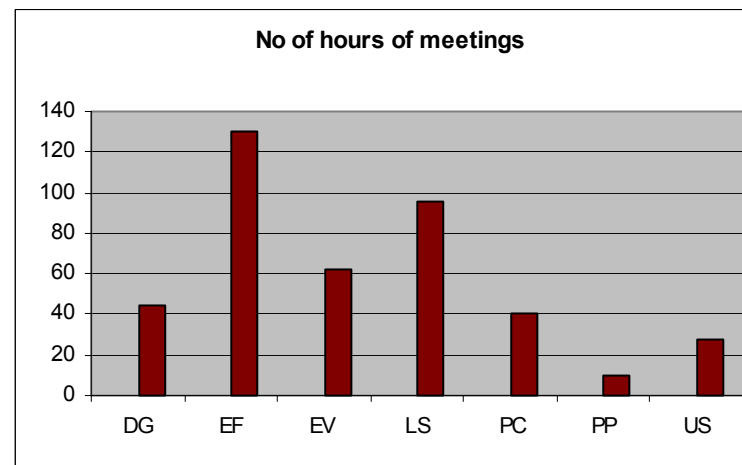
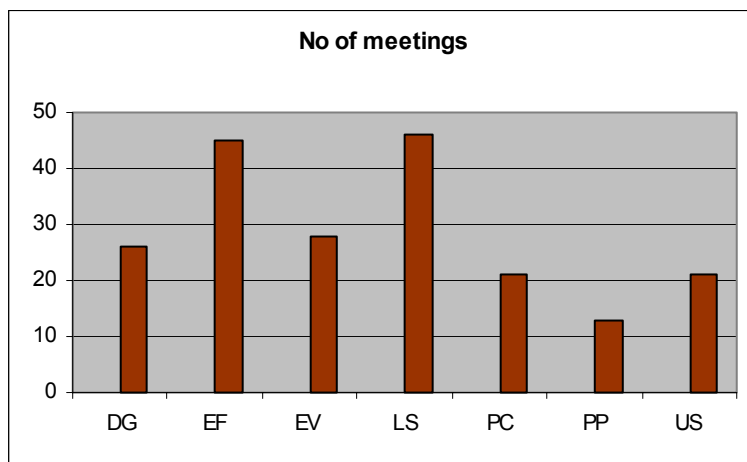
---

### Key to abbreviations

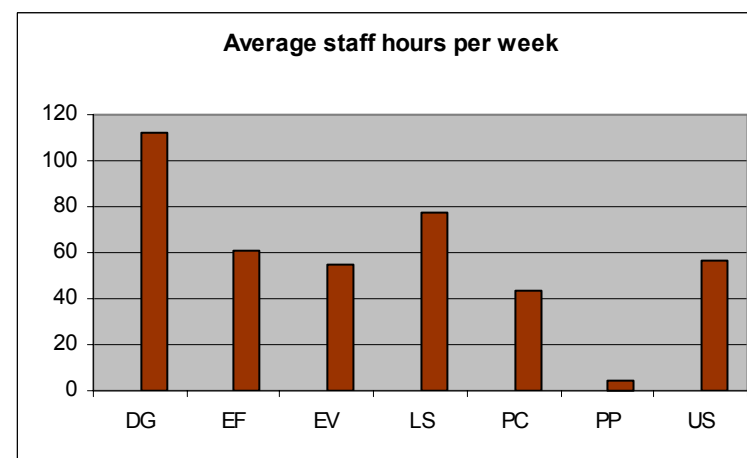
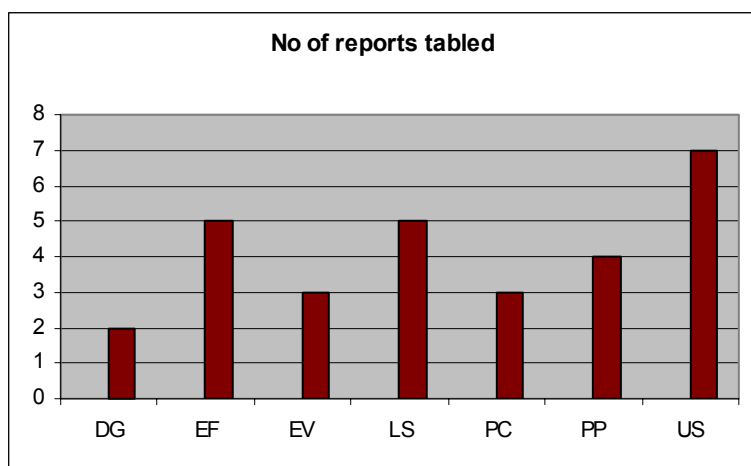
Code	Name of Committee	Dates for comparison
DG	<u>Current</u> Delegated Legislation Committee	2004 to 2006 (created 28/06/2001)
EP	<u>Former</u> Environment and Public Affairs Committee	2004 → 17/08/05 (created 24/05/2001)
EF	<u>Current</u> Estimates and Financial Operations Committee	30/06/05 →
EV	<u>Current</u> Environment and Public Affairs Committee	17/08/05 →
LN	<u>Former</u> Legislation Committee	2004 → 17/08/05 (created 24/05/2001)
LS	<u>Current</u> Legislation Committee	17/08/05 →
PC	<u>Current</u> Public Administration Committee	17/08/05 →
PF	<u>Former</u> Public Administration and Finance Committee	2004 → 17/08/05 (created 24/05/2001)
PP	<u>Current</u> Procedure and Privileges Committee	2004 to 2005 (created 24/05/2001)
UG	<u>Former</u> Uniform Legislation and General Purposes Committee	2004 → 17/08/05 (created 11/04/2002)
US	<u>Current</u> Uniform Legislation and Statutes Review Committee	17/08/05 →

**Key items**

Key Items	DG	EF	EV	LS	PC	PP	US	Total	Average
No of meetings	26	45	28	46	21	13	21	200	29
No of hours of meetings	44.5	130.34	62.18	96.03	40.28	9.92	27.45	411	59
No of reports tabled	2	5	3	5	3	4	7	29	4
Average staff hours per week	112.45	61.04	55.16	77.73	43.08	4.24	56.42	410	59







### General items

<b>Meetings</b>	<b>DG</b>	<b>EF</b>	<b>EV</b>	<b>LS</b>	<b>PC</b>	<b>PP</b>	<b>US</b>	<b>Total</b>	<b>Average</b>
No of meetings	26	45	28	46	21	13	21	200	29
No of hours of meetings	44.5	130.34	62.18	96.03	40.28	9.92	27.45	411	59
No of meetings/hearings in sitting weeks	20	29	22	29	21	12	20	153	22
No of hours of meetings/hearings in sitting weeks	34.33	65.33	40.76	54.67	40.28	9.92	26.62	272	39
No of meetings/hearings in non-sitting weeks	6	16	6	17	0	0	1	46	7

<b>Meetings</b>	<b>DG</b>	<b>EF</b>	<b>EV</b>	<b>LS</b>	<b>PC</b>	<b>PP</b>	<b>US</b>	<b>Total</b>	<b>Average</b>
No of hours of meetings/hearings in non-sitting weeks	10.17	65.01	21.42	41.36	0	0	0.83	139	20
No of public hearings	1	17	12	9	5	0	9	53	8
No of hours of public hearings	1	21.76	12.7	14.5	7.49	0	5.48	63	9
No of private hearings	0	33	1	0	5	1	0	40	6
No of hours of private hearings	0	42.33	2	0	5.23	0.5	0	50	7
No of witnesses	5	131	19	24	19	3	18	219	31
No of sub committee meetings	4	0	0	0	0	0	1	5	1
No of hours of sub committee meetings	3.91	0	0	0	0	0	1.5	5	1

<b>Reports</b>	<b>DG</b>	<b>EF</b>	<b>EV</b>	<b>LS</b>	<b>PC</b>	<b>PP</b>	<b>US</b>	<b>Total</b>	<b>Average</b>
No of reports tabled	2	5	3	5	3	4	7	29	4
No of pages of reports tabled	53	85	120	562	189		244	1253	209
No of copies of tabled reports printed	110	249	275	316	125	21	265	1361	194
No of copies of tabled reports distributed	96	249	255	292	110	168	234	1404	201
No of Minority Reports tabled	0	0	0	0	0	0	0	0	0

<b>Special Reports<sup>10</sup></b>	<b>DG</b>	<b>EF</b>	<b>EV</b>	<b>LS</b>	<b>PC</b>	<b>PP</b>	<b>US</b>	<b>Total</b>	<b>Average</b>
No of Request for Funds to Travel reports tabled	0	0	0	0	0	0	0	0	0
No of Special Reports tabled (incl request for extension of time)	0	5	1	0	1	0	0	7	1
No of Request for Extension of Time reports tabled	0	1	0	4	1	0	0	6	1
Informing the House that the committee has commenced an inquiry	0	0	0	0	1	0	0	1	0
Other	0	1	0	0	0	0	0	1	0

<b>Government Responses to Reports</b>	<b>DG</b>	<b>EF</b>	<b>EV</b>	<b>LS</b>	<b>PC</b>	<b>PP</b>	<b>US</b>	<b>Total</b>	<b>Average</b>
No of government responses to reports received	0	0	2	1	1	0	1	5	1
No of government responses outstanding (SO337) (incl overdue)	0	0	2	1	1	0	1	5	1
No of Government responses overdue	0	0	0	0	1	0	0	1	0
No of government responses received overdue	0	0	1	0	1	0	1	3	0

<sup>10</sup> Special Reports are used by committees to address administrative or procedural matters - for example, to request an extension of time to table a report that is due in the House.

<i>Reports Subject to SO 337 with response due in 2006 or tabled in 2006 (or both)</i>	No of reports subject to SO 337 <sup>11</sup>	No of Ministers responses requested from	Received on time	Received late	Outstanding, but not overdue <sup>12</sup>	Outstanding and overdue
<b>Report tabled in 2006, response due in 2007</b>	2	5	2	2	na	0 <sup>13</sup>
<b>Report tabled in 2007, response due in 2007</b>	2	4	1	1	na	0
<b>Report tabled in 2007, response due in 2008</b>	3	6	2	1	na	3

<i>Submissions</i>	DG	EF	EV	LS	PC	PP	US	Total	Average
No of submissions received	12	22	158	114	82	0	0	388	55
No of pages of submissions received	13	117	1066	448	261	0	0	1905	272

<i>Summonses</i>	DG	EF	EV	LS	PC	PP	US	Total	Average
No of Summonses issued	0	1	0	0	0	0	0	1	0

<i>Staff</i>	DG	EF	EV	LS	PC	PP	US	Total	Average
Average staff hours per week	112.45	61.04	55.16	77.73	43.08	4.24	56.42	410	59
No of Advisory Officer hours	3086	1388.5	1447.5	2096	1378	173	1516	11085	1584
No of Committee Clerk hours	1863.5	1463.25	1200	1634	690	47.5	775	7673	1096

<sup>11</sup> Note that responses can be requested from more than one Minister for the same report and one Minister can respond on behalf of multiple Ministers (that is, provide a ‘whole of Government’ response). The number of responses requested and received compared to the number of reports tabled will therefore rarely add up.

<sup>12</sup> At the time of printing, it was not possible for a Government Response for a report tabled in 2006 or 2007 to be outstanding without it also being overdue.

<sup>13</sup> The Government has responded to all reports, but not all recommendations in reports.

---

<b>Staff</b>	<b>DG</b>	<b>EF</b>	<b>EV</b>	<b>LS</b>	<b>PC</b>	<b>PP</b>	<b>US</b>	<b>Total</b>	<b>Average</b>
No of Articled Clerk hours	300	78	0	0	0	0	0	378	54
No of temporary staff hours	148	0	0	1	0	0	0	149	21
No of consultants/counsel	0	0	0	0	0	0	0	0	0
No of consultants/counsel hours	0	0	0	0	0	0	0	0	0
No of staff who have worked on committee	30	4	16	9	5	7	18	89	13



**APPENDIX 2**  
**COMPARISON: 2004, 2005, 2006 AND 2007**





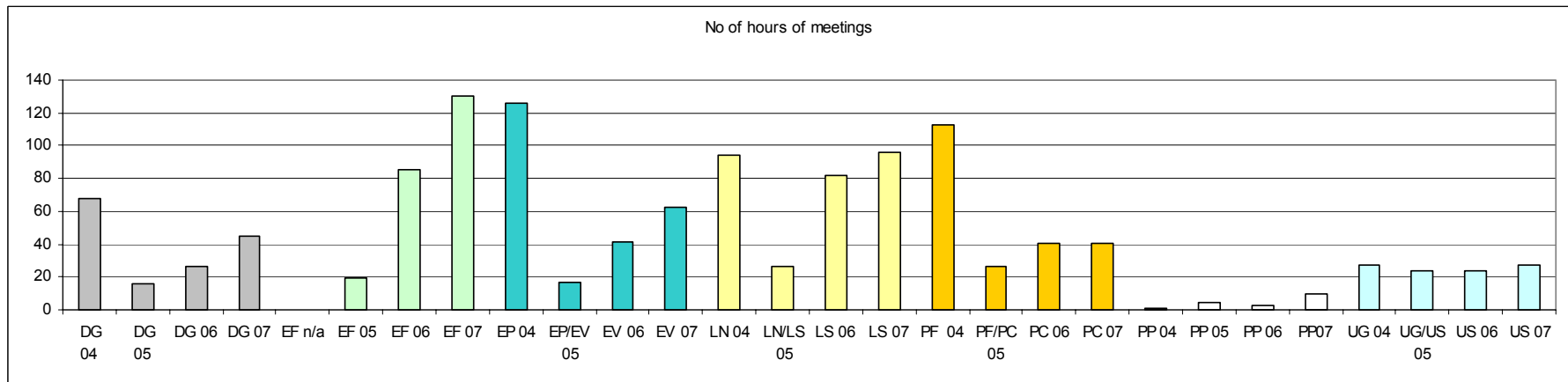
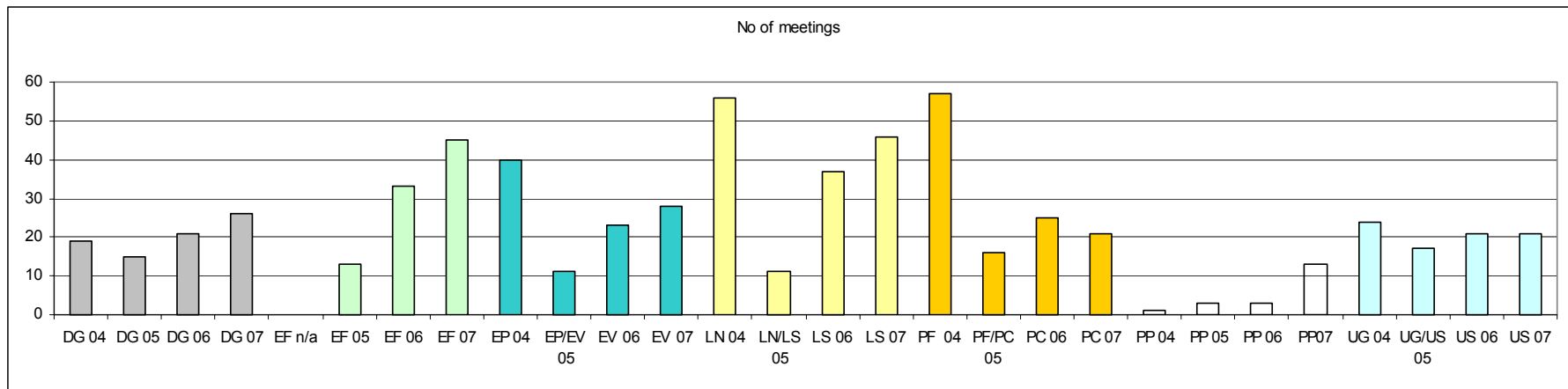
## APPENDIX 2

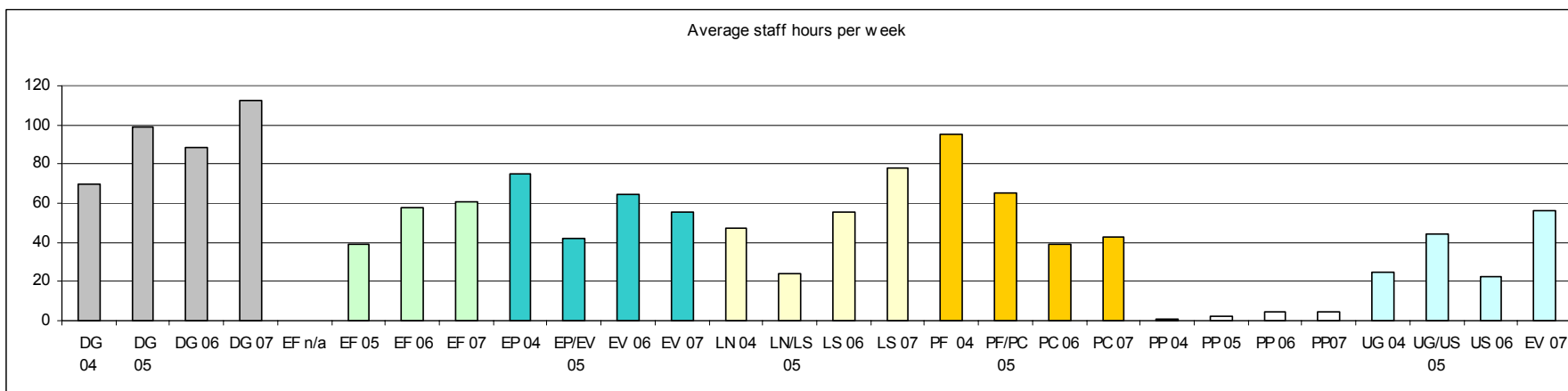
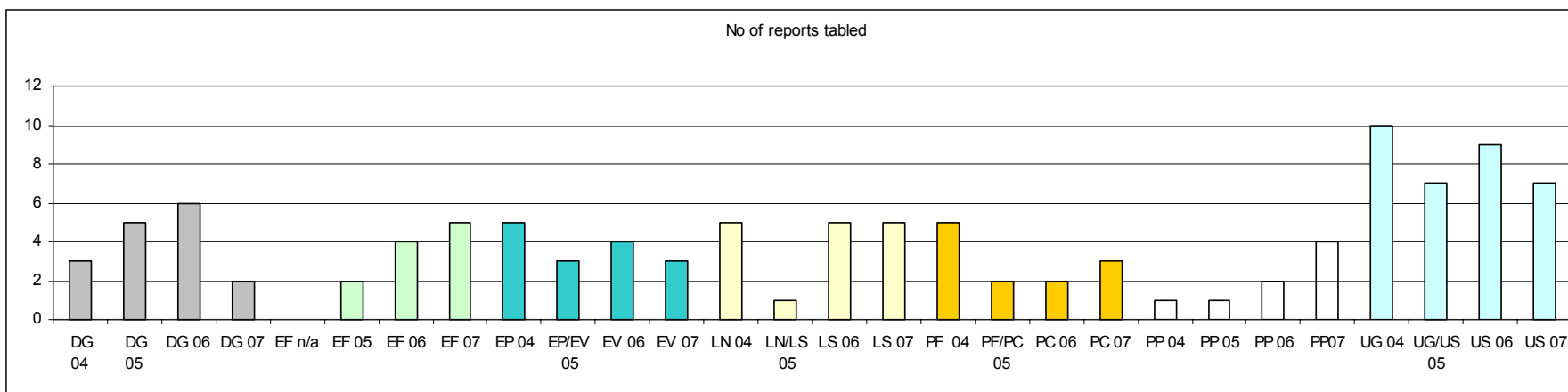
### COMPARISON: 2004, 2005, 2006 AND 2007

Key Items	DG 04	DG 05	DG 06	DG 07	EF n/a <sup>14</sup>	EF 05	EF 06	EF 07	EP 04	EP/EV 05	EV 06	EV 07	LN 04	LN/LS 05	LS 06	LS 07
No of meetings	19	15	21	26		13	33	45	40	11	23	28	56	11	37	46
No of hours of meetings	68	16	26.66	44.5		19	85.82	130.34	126	17	41.31	62.18	94	26	81.59	96.03
No of reports tabled	3	5	6	2		2	4	5	5	3	4	3	5	1	5	5
Average staff hours per week	70	99	88.47	112.45		39	57.99	61.04	75.00	42	64.79	55.16	47	24	55.56	77.73

Key Items	PF 04	PF/PC 05	PC 06	PC 07	PP 04	PP 05	PP 06	PP07	UG 04	UG/US 05	US 06	US 07
No of meetings	57	16	25	21	1	3	3	13	24	17	21	21
No of hours of meetings	113	26	40.15	40.28	1	4	2.78	9.92	27	24	23.84	27.453
No of reports tabled	5	2	2	3	1	1	2	4	10	7	9	7
Average staff hours per week	95	65	38.71	43.08	1	2	4.43	4.24	25	44	22.50	56.42

<sup>14</sup> Note that the Estimates and Financial Operations Committee was formed on 30 June 2005 and had no predecessor in 2004 or the first half of 2005.







**APPENDIX 3**  
**SELECT COMMITTEES 2007 AND**  
**COMPARISON: 2004, 2005, 2006 AND 2007**



## APPENDIX 3

### SELECT COMMITTEES 2007 AND COMPARISON: 2004, 2005, 2006 AND 2007

---

#### Key to abbreviations

Code	Name of Committee	Dates
CN 04	Select Committee on Advocacy for Children (Appointment of a Commissioner for Children)	11/06/2003 - 02/07/2004
ET 06	Select Committee into the Department of Education and Training	15/11/2006 - 07/12/2006
FC 06	Select Committee on the Adequacy of Foster Care Assessment Procedures by the Department for Community Development	21/09/2005 - 24/08/2006
OB 07	Select Committee into Public Obstetric Services	24/05/2006 - 30/08/2007
PR 0701	Select Committee of Privilege on a Matter Arising in the Standing Committee on Estimates and Financial Operations	21/03/2007 - 13/11/2007
RS 04	Select Committee on Reserves (Reserve 43131) Bill 2003	25/06/2003 - 18/11/2004
WC 04	Select Committee on Workers' Compensation	02/07/2004 - 17/11/2004

**Key items for Select Committees which reported in 2007**

<b>Key Items</b>	<b>OB 07</b>	<b>PR0701</b>
No of meetings	31	52
No of hours of meetings	80.94	136.51
No of reports tabled	2	2
Average staff hours per week	32.73	65.15

**General items for Select Committees which reported in 2007**

<b>Meetings</b>	<b>OB 07</b>	<b>PR0701</b>
No of meetings	31	52
No of hours of meetings	80.94	136.51
No of meetings/hearings in sitting weeks	16	27
No of hours of meetings/hearings in sitting weeks	33.84	38.33
No of meetings/hearings in non-sitting weeks	15	25
No of hours of meetings/hearings in non-sitting weeks	47.1	98.18
No of public hearings	24	0
No of hours of public hearings	25.1	0
No of private hearings	0	17
No of hours of private hearings	0	73.2
No of witnesses	50	24
No of sub committee meetings	0	0
No of hours of sub committee meetings	0	0



<b>Reports</b>	<b>OB 07</b>	<b>PR0701</b>
No of reports tabled	1	2
No of pages of reports tabled	237	512
No of copies of tabled reports printed	60	154
No of copies of tabled reports distributed	60	140
No of Minority Reports tabled	0	0

<b>Special Reports</b>	<b>OB 07</b>	<b>PR0701</b>
No of Request for Funds to Travel reports tabled	0	0
No of Special Reports tabled (incl request for extension of time)	2	1
No of Request for Extension of Time reports tabled	2	1
Informing the House that the committee has commenced an inquiry	0	0
Other	0	0

<b>Government Responses to Reports</b>	<b>OB 07</b>	<b>PR0701</b>
No of government responses to reports received	0	0
No of government responses outstanding (SO337) (incl overdue)	0	0
No of Government responses overdue	0	0
No of government responses received overdue	0	0

<i>Reports Subject to SO 337 with response due in 2006 or tabled in 2006 (or both)</i>	No of reports subject to SO 337 <sup>15</sup>	No of Ministers responses requested from	Received on time	Received late	Outstanding, but not overdue <sup>16</sup>	Outstanding and overdue
Report tabled in 2006, response due in 2007	1	1	0	2	na	0
Report tabled in 2007, response due in 2007	0	0	0	0	na	0
Report tabled in 2007, response due in 2008	0	0	0	0	na	0

<b>Submissions</b>	<b>OB 07</b>	<b>PR0701</b>
No of submissions received	25	0
No of pages of submissions received	240	0

<b>Summonses</b>	<b>OB 07</b>	<b>PR0701</b>
No of Summonses issued	0	0

<b>Staff</b>	<b>OB 07</b>	<b>PR0701</b>
Average staff hours per week	32.73	65.15
No of Advisory Officer hours	1260	1700
No of Committee Clerk hours	900	400
No of Articled Clerk hours	0	0
No of temporary staff hours	0	0

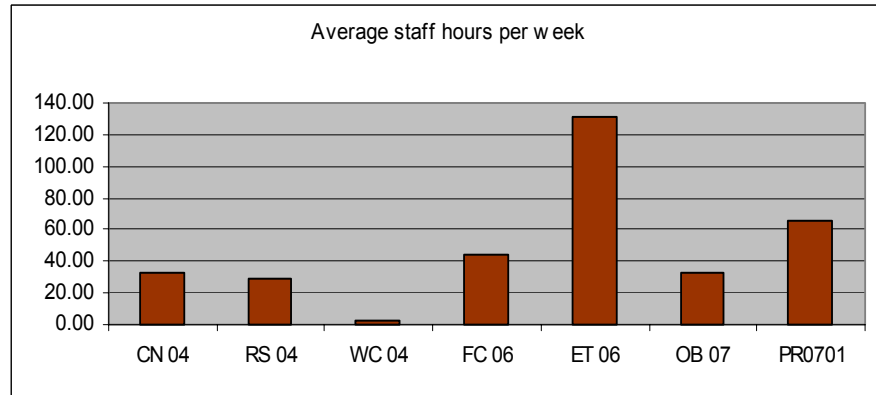
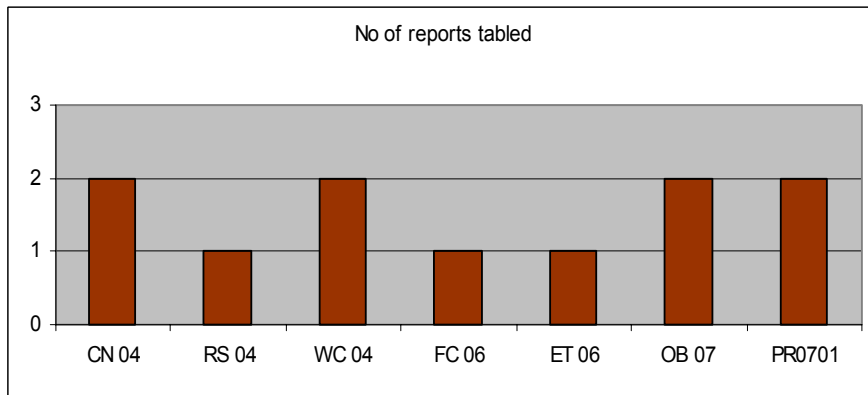
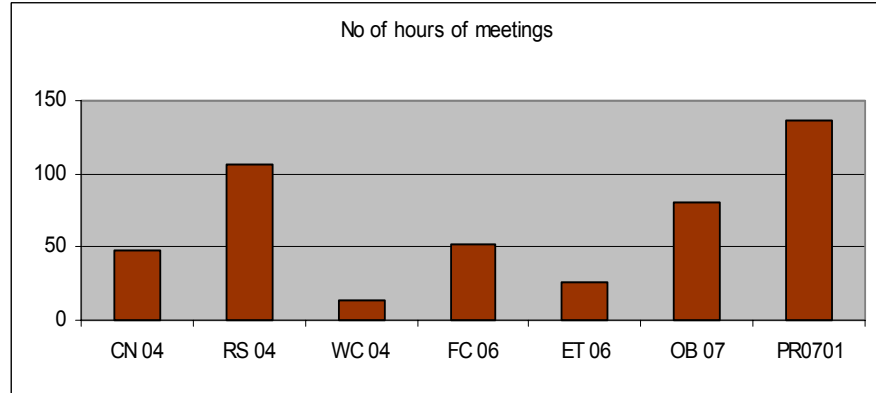
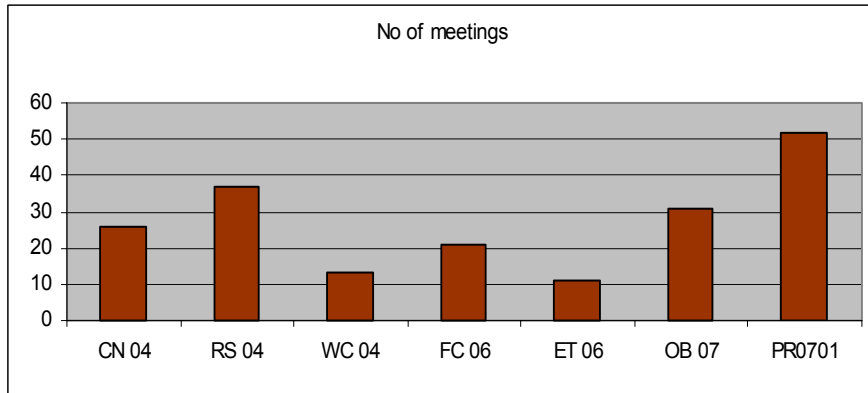
<sup>15</sup> One report was subject to standing committee Standing Orders, and therefore SO 337. The responsible Minister sent two separate responses covering different Recommendations, both of which were received after the four-month deadline.

<sup>16</sup> At the time of printing, it was not possible for a Government Response for a report tabled in 2006 or 2007 to be outstanding without it also being overdue.

Staff	OB 07	PR0701
No of consultants/counsel	0	2
No of consultants/counsel hours	0	50
No of staff who have worked on committee	3	8

**Key item comparison for Select Committees which reported in 2004, 2005, 2006 and 2007**

Key Items	CN 04	RS 04	WC 04	FC 06	ET 06	OB 07	PR0701
No of meetings	26	37	13	21	11	31	52
No of hours of meetings	47.25	107	13	51.91	25.96	80.94	136.51
No of reports tabled	2	1	2	1	1	2	2
Average staff hours per week	32.88	28.77	2.18	44.76	131.5	32.73	65.15



**APPENDIX 4**  
**TRAVEL STATISTICS 2007 AND**  
**COMPARISON: 2004, 2005, 2006 AND 2007**



**APPENDIX 4**  
**TRAVEL STATISTICS 2007 AND**  
**COMPARISON: 2004, 2005, 2006 AND 2007**

---

**Standing Committee travel 2007**

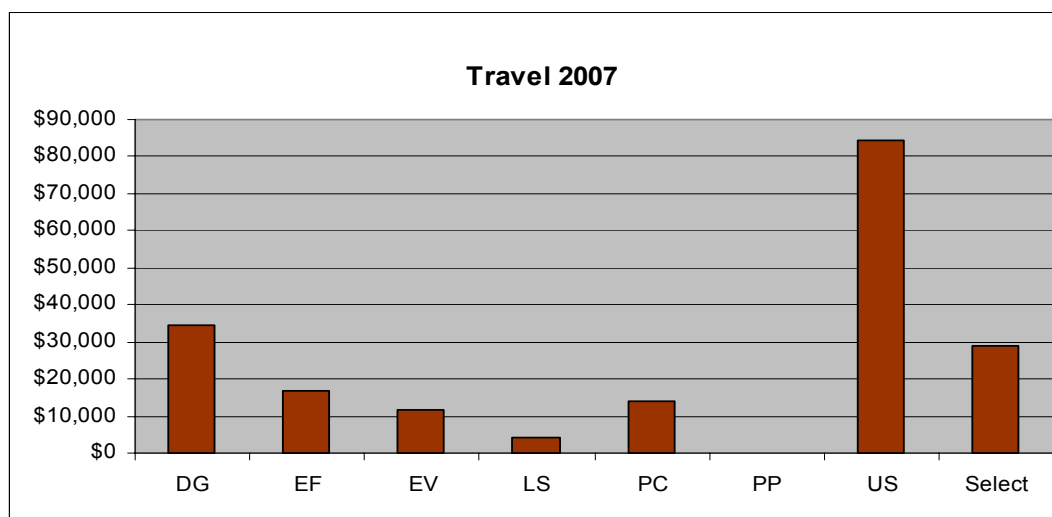
<b>Travel</b>	<b>DG</b>	<b>EF</b>	<b>EV</b>	<b>LS</b>	<b>PC</b>	<b>PP</b>	<b>US</b>	<b>Total</b>	<b>Average</b>
No of trips – within Australia	0	1	1	0	1	0	0	3	0
No of trips – international	1	0	0	1	0	0	1	3	0
No of seminars/conferences organised	0	0	0	0	0	0	0	0	0
Site visits	0	0	1	1	0	0	0	2	0

**Select Committee travel 2007**

<b>Travel</b>	<b>OB 07</b>	<b>PR0701</b>
No of trips – within Australia	3	0
No of trips – international	1	0
No of seminars/conferences organised	0	0
Site visits	2	0

**Travel 2007 - expenditure**

Totals for 2007	Intrastate	Interstate	International	Total
<b>DG</b>	\$0	\$0	\$34,658	\$34,658
<b>EF</b>	\$0	\$16,898	\$0	\$16,898
<b>EV</b>	\$41	\$11,800	\$0	\$11,841
<b>LS</b>	\$0	\$0	\$4,072	\$4,072
<b>PC</b>	\$2,830	\$4,878	\$6,412	\$14,121
<b>PP</b>	\$0	\$0	\$0	\$0
<b>US</b>	\$0	\$0	\$84,258	\$84,258
<b>Select Committees</b>	\$0	\$0	\$28,700 <sup>17</sup>	\$28,700
<b>Total</b>	\$2,871	\$33,577	\$158,100	\$194,547



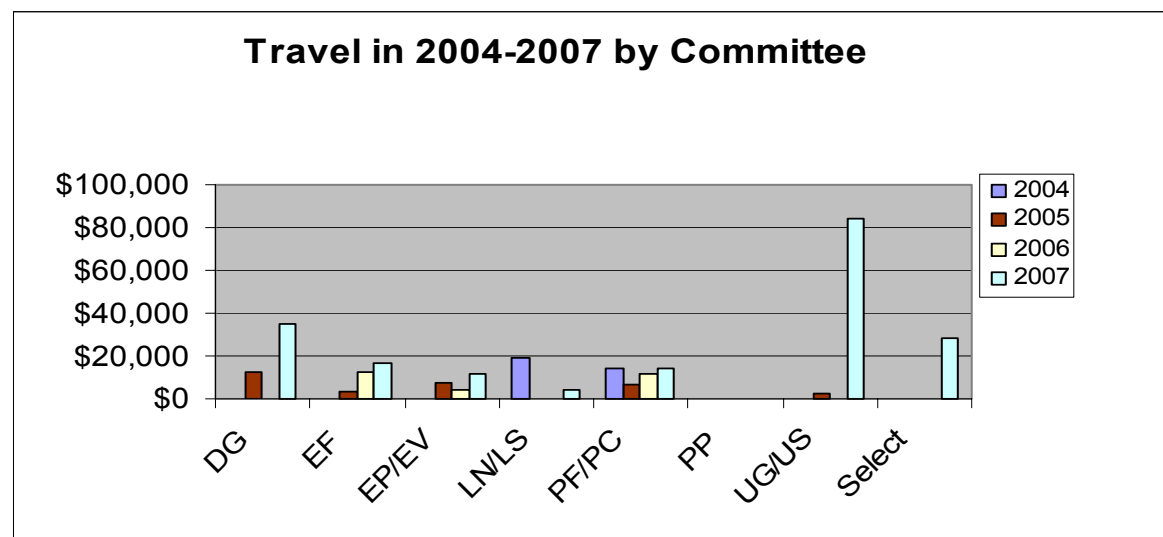
<sup>17</sup> Note that one 'international' trip included a stopover and meetings in Sydney.



### Comparison of travel expenditure - 2004, 2005, 2006 and 2007

*By committee*

Committee	2004	2005	2006	2007
<b>DG</b>	\$0	\$12,722	\$0	\$34,658
<b>EF</b>	\$0	\$3,722	\$12,117	\$16,898
<b>EP/EV</b>	\$0	\$7,509	\$4,537	\$11,841
<b>LN/LS</b>	\$18,866	\$0	\$0	\$4,072
<b>PF/PC</b>	\$14,412	\$6,278	\$11,418	\$14,121
<b>PP</b>	\$0	\$0	\$0	\$0
<b>UG/US</b>	\$0	\$2,496	\$0	\$84,258
<b>Select Committees</b>	\$0	\$0	\$0	\$28,700
<b>Total</b>	<b>\$33,278</b>	<b>\$32,727</b>	<b>\$28,072</b>	<b>\$194,547</b>



By destination

	Intrastate	Interstate	International	Total
2004	\$14,412	\$18,866	\$0	\$33,278
2005	\$0	\$32,727	\$0	\$32,727
2006	\$110	\$5,682	\$22,281	\$28,072
2007	\$2,871	\$33,577	\$158,100	\$194,547
	\$17,392	\$90,852	\$180,381	\$288,625

