



THIRTY-EIGHTH PARLIAMENT

**WORK OF THE
LEGISLATIVE COUNCIL IN 2010**

Published by authority of the
Clerk of the Legislative Council of Western Australia

O U R M I S S I O N

To pursue excellence in supporting the Legislative Council.

PRESIDING OFFICER

President of the Legislative Council
Hon Barry House MLC

ACCOUNTABLE AUTHORITY

Department of the Legislative Council

LOCATION

Parliament House
Harvest Terrace
PERTH WA 6000

CONTACT

Telephone: (08) 9222 7222
Facsimile: (08) 9222 7819
Email: council@parliament.wa.gov.au
Web: www.parliament.wa.gov.au

ISBN 978-1-921634-58-1



**DEPARTMENT OF THE
LEGISLATIVE COUNCIL**

**WORK OF THE
LEGISLATIVE COUNCIL IN 2010**

L I S T O F D E F I N E D
T E R M S A N D A C R O N Y M S

Assembly	Legislative Assembly
Clerk	Clerk of the Legislative Council
Committee Office	Legislative Council Committee Office
Council	Legislative Council
Department	Department of the Legislative Council
Procedure Office	Legislative Council Procedure Office
PSD	Parliamentary Services Department
WA	Western Australia

LIST OF FIGURES AND TABLES

Figures

Figure 1: Government Time as a Proportion of Total Time 2006-2010.....	5
Figure 2: Comparison of House and Committee Hours 2006-2010	5
Figure 3: Days and Hours of Sitting 2006-2010.....	6
Figure 4: Total Time and Government Time 2006-2010	6
Figure 5: Bills Passed 2006-2010	7
Figure 6: Pages of Legislation Considered in Bills Passed 2006-2010	7
Figure 7: Percentage of Bills Initiated by House	10
Figure 8: Number of Bills Initiated by House	10

Tables

Table 1: Sitting hours under Rules of the House 2006 - 2010.....	4
--	---

C O N T E N T S

LIST OF DEFINED TERMS AND ACRONYMS	
LIST OF FIGURES AND TABLES	
CHAPTER 1 INTRODUCTION	1
ABOUT THIS PUBLICATION	1
FOCUS ON RESULTS	1
FURTHER INFORMATION	1
CHAPTER 2 WORK OF THE LEGISLATIVE COUNCIL CHAMBER.....	3
SIGNIFICANT FACTORS AFFECTING COUNCIL BUSINESS IN 2010	3
PASSAGE OF LEGISLATION	7
BILLS CONSIDERED AND PASSED BY THE COUNCIL	8
CHAPTER 3 WORK OF THE LEGISLATIVE COUNCIL COMMITTEE OFFICE 2010	11
BACKGROUND	11
THE COMMITTEES OCCASIONALLY UNDERTAKE TRAVEL TO COLLECT INFORMATION. THIS MAY BE TO CONDUCT LOCAL HEARINGS IN REGIONAL WESTERN AUSTRALIA, INSPECTING LOCATIONS AND SITES, OR WHERE PARTICULAR EXPERTISE OR EXPERIENCE EXISTS IN OTHER LOCATIONS.	12
APPENDIX 1 CHAMBER PUBLICATIONS 2010.....	13
CHAMBER PUBLICATIONS	13
TABLED PAPERS 2010	14
TABLED PAPERS 2006-2010	15
QUESTIONS ON NOTICE 2010	16
QUESTIONS ON NOTICE 2006-2010	17
QUESTIONS ON NOTICE NOT ANSWERED WITHIN 9 SITTING DAYS 2010	18
QUESTIONS ON NOTICE NOT ANSWERED WITHIN 9 SITTING DAYS 2006-2010	19
AMENDMENTS CONTAINED IN SUPPLEMENTARY NOTICE PAPERS 2010.....	20
AMENDMENTS CONTAINED IN SUPPLEMENTARY NOTICE PAPERS 2006-2010	21
SETS OF AMENDMENTS CIRCULATED 2006-2010	22
APPENDIX 2 PROCEDURES IN THE HOUSE.....	23
STATEMENTS BY MINISTERS AND PARLIAMENTARY SECRETARIES 2010	23
STATEMENTS BY MINISTERS AND PARLIAMENTARY SECRETARIES 2006-2010	24
QUESTIONS WITHOUT NOTICE 2010	25
QUESTIONS WITHOUT NOTICE 2006-2010	26
MOTIONS 2010	27
URGENCY MOTIONS/NON GOVERNMENT BUSINESS 2010.....	28
DISALLOWANCE MOTIONS 2010	29

NUMBER OF SPEAKERS DURING ADJOURNMENT DEBATE/MEMBERS' STATEMENTS 2010	30
TIME SPENT IN ADJOURNMENT DEBATE/MEMBERS' STATEMENTS 2010	31
APPENDIX 3 BILLS AND AMENDMENTS	33
BILLS PASSED 2010	33
BILLS THAT DID NOT COMPLETE PASSAGE 2010	36
BILLS PASSED AND LEGISLATION VOLUME COMPARISON 1993-2010	38
BILLS PASSED 1997-2010	39
PAGES OF LEGISLATION CONSIDERED 1997-2010	39
BILLS 2006-2010 COMPARISON	40
APPENDIX 4 SITTING SCHEDULE 2010	43
APPENDIX 5 STANDING COMMITTEE STATISTICS 2010 AND COMPARISON: 2006, 2007, 2008, 2009 AND 2010	45
APPENDIX 6 TRAVEL STATISTICS 2010 AND COMPARISON: 2006, 2007, 2008, 2009 AND 2010	57

CHAPTER 1 INTRODUCTION

ABOUT THIS PUBLICATION

The Department of the Legislative Council has compiled these statistics on the operation of the Legislative Council for the information of members and the public. This publication is for the calendar year 2010. The sitting period during 2010 was from 2 March 2010 to 2 December 2010.

This report augments the statistics provided in the Annual Report of the Department of the Legislative Council.¹ The statistical information in this report is based on the calendar year rather than the financial year information contained in the annual report.


The decision to provide statistical information on the basis of a calendar year rather than for each session of Parliament was prompted by the Government's decision not to prorogue the annual sessions of Parliament since 2003. For many years the Houses of Parliament were prorogued in August of each year. Since the decision in 2003, prorogation only occurs prior to the dissolution of the Legislative Assembly in preparation for a State general election. As such, the usual four year parliament will comprise just one session rather than four.

FOCUS ON RESULTS

The Department's mission is to pursue excellence in supporting the Legislative Council. The Department achieves this by providing professional, advisory and administrative support to the members and officers of the Council. The Department's purpose in gathering statistics is to help it provide better and more relevant services to members and the public.

FURTHER INFORMATION

Further information about the work of the Legislative Council is provided in the Department's Annual Business Plan and its Annual Report. Details of proceedings of the House and work of the Council's committees may be found on the Parliament House website. Inquiries regarding the data and information in this publication should be directed to Paul Grant, Clerk Assistant (Procedure).



Mr Malcolm Peacock

Clerk of the Legislative Council

14 April 2011

¹ Annual Reports of the Department of the Legislative Council can be viewed on the Parliament House website at www.parliament.wa.gov.au.

CHAPTER 2 WORK OF THE LEGISLATIVE COUNCIL CHAMBER

This chapter provides data and analysis on the work of the Legislative Council Chamber during 2010, as well as year to year (historical) comparisons. The effect of the different procedural regimes on the work of the House is considered, focussing on the impact on Government business.

More detailed information and data on these matters and other functions of the House is provided in Appendix 1 (Chamber Publications), Appendix 2 (Procedures in the House) and Appendix 3 (Bills and Amendments).

Table 1 provides summary information on the procedural regimes applying since 2006 and the outcomes in terms of sitting times and time devoted to Government business.

SIGNIFICANT FACTORS AFFECTING COUNCIL BUSINESS IN 2010

Rules of the House

The Legislative Council operates under rules (Standing Orders) which determines timeframes allocated to particular matters before the House and the hours and days on which the Council meets. These rules may be varied for particular lengths of time by the adoption of alternate sets of rules known as Sessional or Temporary Orders.

On 15 September 2009 the House resolved for the Standing Committee on Procedure and Privileges to undertake a comprehensive review of the Standing Orders of the House with a view to modernising the procedures of the House. The Committee was due to report to the House on 2 March 2010 however the nature and scope of the review required the Committee to seek extensions of time to report on the review of the Standing Orders. The current reporting date is 24 March 2011.

The Council commenced its 2010 sittings on 2 March operating for the first two sitting weeks under its Standing Orders. On 25 March the House resolved to adopt Temporary Orders for the expected duration of the Committee's review. The Temporary Orders were extended by resolution of the House on 1 July 2010, 7 September 2010 and further on 24 November 2010, with the expected expiry date of 24 March 2011.

The Temporary Orders, for the most part, reflected the Sessional Orders of previous years, particularly 2006. The 2010 Temporary Orders maintained the traditional three day sitting schedule with a focus on providing additional flexibility for increased Government Business time and Orders of the Day, and the allocation of specific time for dealing with non-government and private members' business.

The 2010 Temporary Orders provided the Government with sufficient time and flexibility under Orders of the Day to complete its 2010 legislative agenda, and offered opposition parties suitable time and opportunity to debate a number of contentious motions and various pieces of opposition legislation.

Effect of Different Procedural Orders on Government Business Time

A comparison of times under the Standing Order, Sessional Order and Temporary Order regimes devoted to government business indicates that government business time has consistently been higher during periods in which Temporary or Sessional Orders have operated. This pattern is clearly visible in Table 1 and Figure 1.

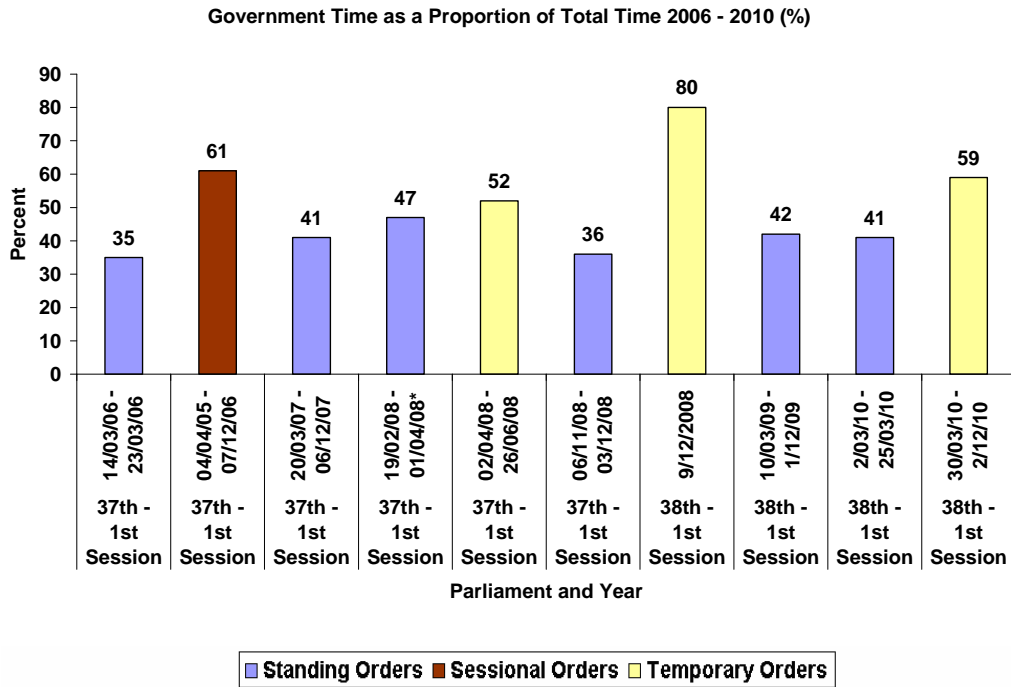
Table 1: Sitting hours under Rules of the House 2006 - 2010

PARLIAMENT/SESSION/YEAR	PERIOD	SITTING DAYS	SITTING HOURS	GOVT. HOURS (APPROX)
37 th Parliament - 1 st Session under Standing Orders (2006)	14/03/06 - 23/03/06	6	31	11
37 th Parliament - 1 st Session under Sessional Orders MKIV(2006)	4/04/06 - 7/12/06	59	362	222
37 th Parliament - 1 st Session under Standing Orders (2007)	20/03/07 - 6/12/07	59	301	126
37 th Parliament - 1 st Session under Standing Orders (2008)	19/02/08 - 01/04/08	14*	70	33
37 th Parliament - 1 st Session under Temporary Orders (2008)	02/04/08 - 26/06/08	22	132	69
38 th Parliament - 1 st Session under Standing Orders (2008)	06/11/08 - 03/12/08	9	40	14.5
38 th Parliament - 1 st Session under Temporary Orders (2008)	09/12/08	1	5	4
38 th Parliament - 1 st Session under Standing Orders (2009)	10/03/09 - 1/12/09	61	337	142
38 th Parliament - 1 st Session under Standing Orders (2010)	2/03/10 - 25/03/10	6	28	11.5
38 th Parliament - 1 st Session under Temporary Orders (2010)	30/03/10 - 2/12/10	54	351	206.5

Figure 1 overleaf shows Government business time as a proportion of total time under the various procedural regimes in place from 2006-2010. Figure 3 provides details of the total sitting times (days and hours) during approximately the same period.

* Note that 06/05/2008 was a single sitting day under Standing Orders occurring within a period of Temporary Orders. It is included within this period for simplicity of presentation.

Figure 1: Government Time as a Proportion of Total Time 2006-2010



House and Committee Hours

The total annual sitting hours of the Chamber and the Council Committees are compared in Figure 2 below.

Figure 2: Comparison of House and Committee Hours 2006-2010

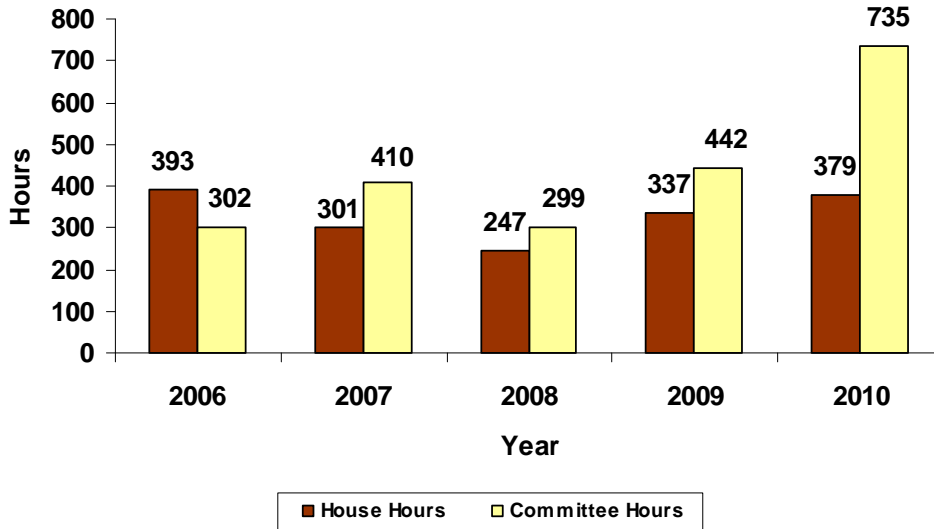


Figure 3: Days and Hours of Sitting 2006-2010

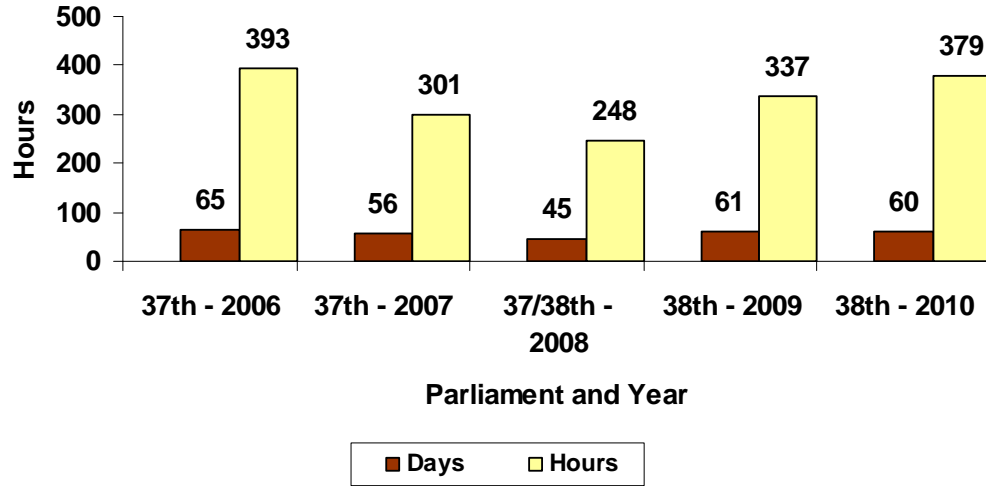
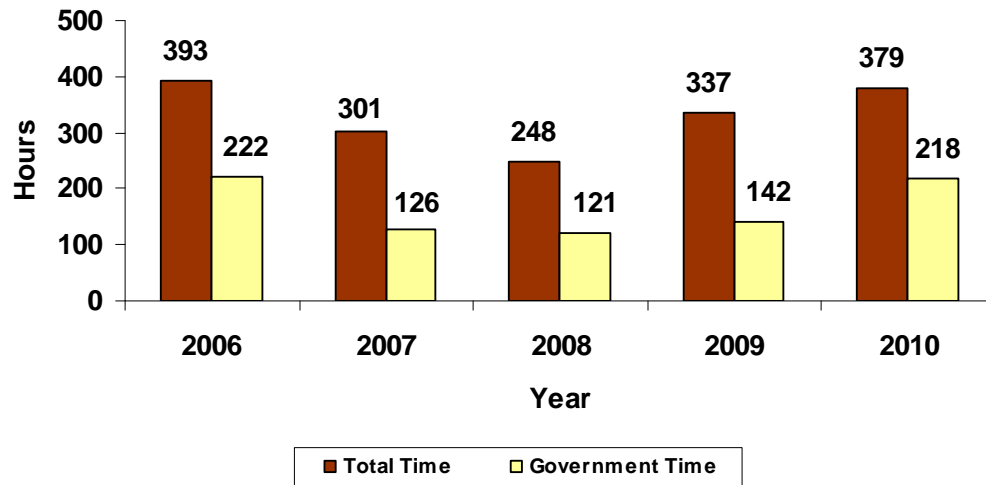


Figure 4 below shows Government business time compared with total sitting time from 2006 to 2010.

Figure 4: Total Time and Government Time 2006-2010



PASSAGE OF LEGISLATION

Figure 5 below shows the number of Bills passed by the Council from 2006 to 2010.

Figure 5: Bills Passed 2006-2010

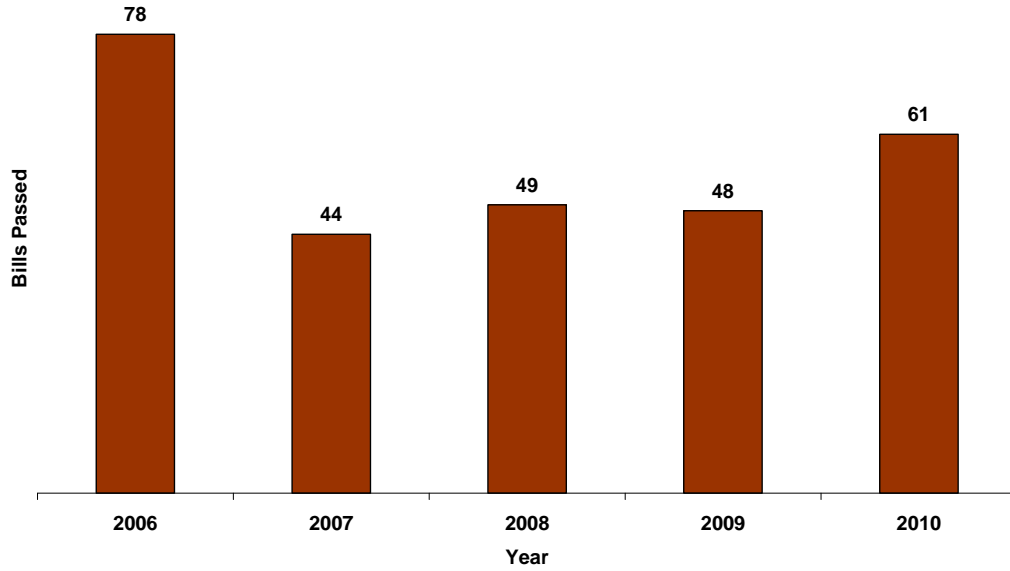
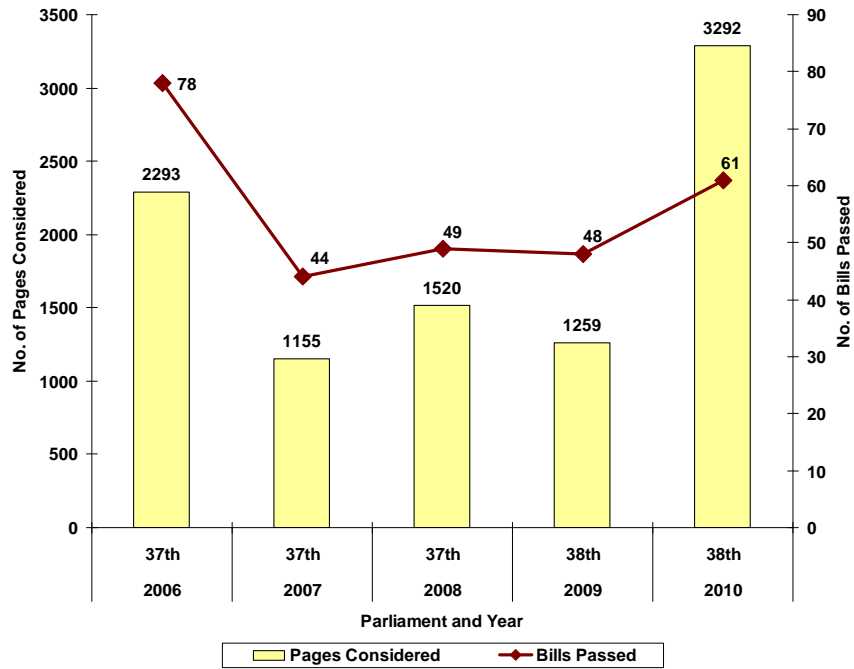


Figure 6 below compares the number of Bills passed by the Council with volume of Legislation (pages) within the Bills passed from 2006 to 2010.

Figure 6: Pages of Legislation Considered in Bills Passed 2006-2010



BILLS CONSIDERED AND PASSED BY THE COUNCIL

In 2010 the Council passed 61 Bills, all of which became Acts of Parliament. Of these, the Council amended 16. Figures 5 and 6 (previous page) do not take into account the different total sitting hours from year to year.

Bills Proceeding to Third Reading by Leave

Another indicator of the complexity and contentiousness of bills is the number of bills that avoid the scrutiny in detail of the committee stage of consideration. In 2010, leave was granted on 23 occasions to dispense with the Committee of the Whole stage and to proceed to the Third Reading of the Bill. They were:

- *Appropriation (Consolidated Account) Capital 2010-11 Bill 2010;*
- *Appropriation (Consolidated Account) Recurrent 2010-11 Bill 2010;*
- *Credit (Commonwealth Powers) (Transitional and Consequential Provisions) Bill 2010;*
- *Credit (Commonwealth Powers) Bill 2010;*
- *Cross-border Justice Amendment Bill 2009;*
- *Equal Opportunity Amendment Bill 2009;*
- *Grain Marketing Repeal Bill 2010;*
- *Hairdressers Registration (Amendment and Expiry) Bill 2010;*
- *Health and Disability Services Legislation Amendment Bill 2009;*
- *Interpretation and Reprints Amendment Bill 2008;*
- *Land Tax Assessment Amendment Bill 2010;*
- *Misuse of Drugs Amendment Bill (No. 2) 2010;*
- *Misuse of Drugs Amendment Bill 2010;*
- *Mutual Recognition (Western Australia) Bill 2010;*
- *Pay-roll Tax Assessment Amendment Bill 2010;*
- *Pay-roll Tax Rebate Bill 2010;*
- *Perry Lakes Redevelopment Amendment Bill 2010;*
- *Railway (Butler to Brighton) Bill 2009;*
- *Railway and Port (The Pilbara Infrastructure Pty Ltd) Agreement Amendment Bill 2010;*
- *Retail Trading Hours Amendment (Armadale Special Trading Precinct) Bill 2010;*
- *Retail Trading Hours Amendment (Joondalup Special Trading Precinct) Bill 2009;*
- *Retail Trading Hours Amendment (Midland Special Trading Precinct) Bill 2010; and*
- *Retail Trading Hours Amendment Bill 2009.*

Leave was granted on a further 7 occasions to proceed to the Third Reading of the Bill on the same sitting day as the Committee of the Whole stage was concluded. The Bills were:

- *Agriculture and Related Resources Protection Amendment Bill 2010;*
- *Approvals and Related Reforms (No. 4) (Planning) Bill 2009;*
- *Iron Ore Agreements Legislation Amendment Bill (No. 2) 2010;*
- *Iron Ore Agreements Legislation Amendment Bill 2010;*
- *Prohibited Behaviour Orders Bill 2010;*
- *Railway (Roy Hill Infrastructure Pty Ltd) Agreement Bill 2010; and*
- *Railway (Tilley to Karara) Bill 2010.*

Initiation of Bills

Figures 7 and 8 (overleaf) shows the percentage of Bills initiated in the Council and the Assembly from 2006 as a proportion of total Bills introduced. 2010 saw an increase in this figure for the Council, partially due to the introduction of a number of private members' bills and the introduction of more Government bills in the Council.

Figure 7: Percentage of Bills Initiated by House

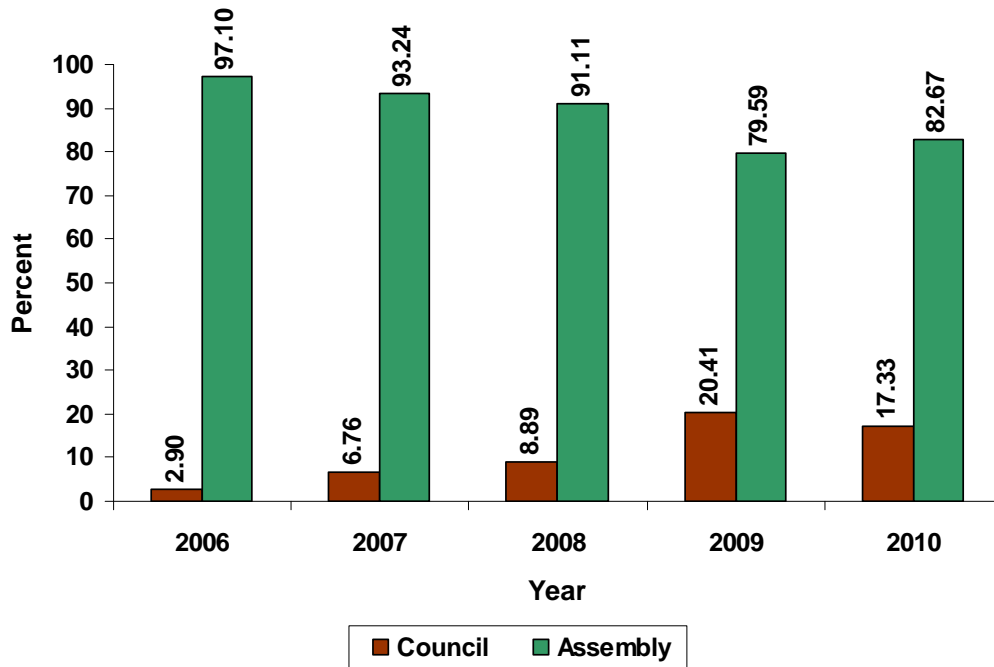
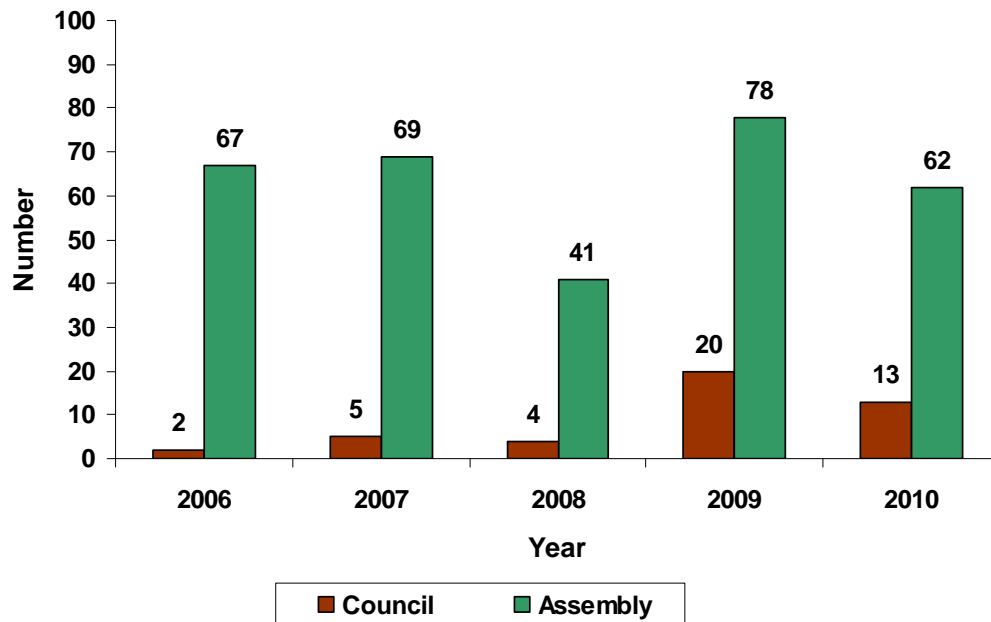


Figure 8: Number of Bills Initiated by House



CHAPTER 3 WORK OF THE LEGISLATIVE COUNCIL COMMITTEE OFFICE 2010

BACKGROUND

The Legislative Council Committee Office

The primary goal of the Legislative Council Committee Office (**Committee Office**) is to provide high quality and pro-active advice, research, administrative and executive services to parliamentary committees which are served by the Department of the Legislative Council.

The Committee Office's objectives in gathering and publishing statistics is transparency and to help it provide better and more relevant services to Members and the public.

Committee Operations

In 2010, the Committee Office administered five standing committees and one joint standing committee. Half of the six standing committees are primarily focussed on scrutinising legislation being considered by the Parliament. Nearly half (14) of the reports tabled dealt with legislation referred by the House for scrutiny. Two of the committees (the Standing Committee on Delegated Legislation and the Standing Committee on Uniform Legislation) are responsible for bills or instruments automatically referred under the Standing Orders of the Legislative Council. Delegated legislation and 'uniform' legislation requires the relevant committee to report back to the House according to strict timeframes. Both of these Committees have experienced a steady increase in the volume of referrals over the last few years, requiring a greater share of the Office's resources.

In 2010, the Uniform Legislation Committee was unable to report on bills on several occasions due to the referral of several bills within a short space of time. The referral of these bills exceeded the operational capacity of the Office to deal with the referrals without compromising the work of other committees. The Committee also sought extensions to the 30 days reporting time prescribed by the Standing Orders on several occasions.

The remaining three Standing Committees tend to deal with issues rather than legislation. The Standing Committee on Estimates and Financial Operations focuses on how public monies are allocated and used. Apart from scrutinising the Budget and annual reports of government agencies, the Committee has the power to launch inquiries into any aspect of government that involves public expenditure. The Environment and Public Affairs Committee considers all petitions presented to the Legislative Council. In some cases, matters raised in petitions may lead to full inquiries. The Committee also initiates inquiries related to environmental issues under its terms of reference. The Standing Committee on Public Administration has a broad remit to examine most aspects of public administration, which includes a particular reference to statutory office holders such as the Ombudsman.

Reports

The standing committees tabled 33 reports in 2010. 19 'procedural' reports were also tabled, which related to matters such as requests for extensions of reporting time.

14 of the 33 substantive reports tabled in 2010 were in relation to bills referred to the Committees by the House. Reports on legislation vary considerably and can often deal with discrete matters such as a

particular local government law or more substantial matters such as major law reforms. The report by the Legislation Committee in relation to the *Criminal Investigation Amendment Bill 2009* (dealing with changes to Police powers to stop and search) is an example of a contentious matter which received extensive consideration by the Committee, reflected in the large number of meeting hours committed to this matter. 13 reports tabled by the Uniform Legislation and Statutes Review Committee, indicates an increasing tendency to seek legislative consistency across Australian jurisdictions.

Reports on particular issues (rather than legislation), such as the inquiry into funding for country high schools, are more likely to involve investigative travel or site visits. In the case of this particular inquiry, the Committee held hearings in some local communities affected by the proposed changes to funding of Years 11 and 12 in some country areas.

Committees also produce information reports and annual reports, tend to highlight broad issues that have relevance beyond a particular inquiry or systemic matters that are apparent across several inquiries. While the volume of reports issued tends to be a 'headline' reporting matter, they are a comparatively crude measure of the work of the Committee system. The volume of reports does not necessarily reflect the complexity and extent of an inquiry.

The information in this chapter provides an insight into the Legislative Council committees that looks beyond the reports presented.

Travel

The Committees occasionally undertake travel to collect information. This may be to conduct local hearings in regional Western Australia, inspecting locations and sites, or where particular expertise or experience exists in other locations.

In 2010, committees travelled in relation to an inquiry on four occasions, and conducted four site visits. The following committees were required to travel in relation to inquiries during 2010:

- the Standing Committee on Estimates and Financial Operations travelled three times within Western Australia during 2010;
- the Standing Committee on Public Administration travelled once within Australia and conducted two site visits within Western Australia; and
- the Standing Committee on Environment and Public Affairs conducted two site visits within Western Australia.

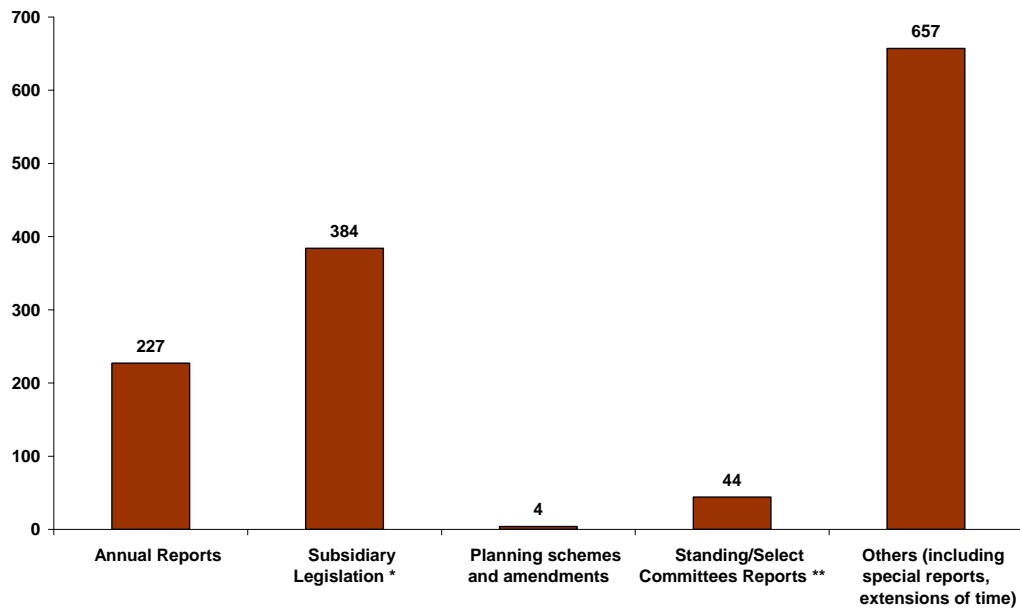
APPENDIX 1 CHAMBER PUBLICATIONS 2010

CHAMBER PUBLICATIONS

Chamber Publications 2010	Number
Weekly Bulletins	18
Business Programs	60
Daily Notice Papers	60
Minutes of Proceedings	60
Tabled Papers Lists	60
Supplementary Notice Papers (Amendments)	55
Questions Book (Questions on Notice)	60

TABLED PAPERS 2010

	2010
Annual Reports	227
Subsidiary Legislation *	384
Planning schemes and amendments	4
Standing / Select Committees Reports **	44
Others ² (including special reports, extensions of time)	657
TOTAL	1316



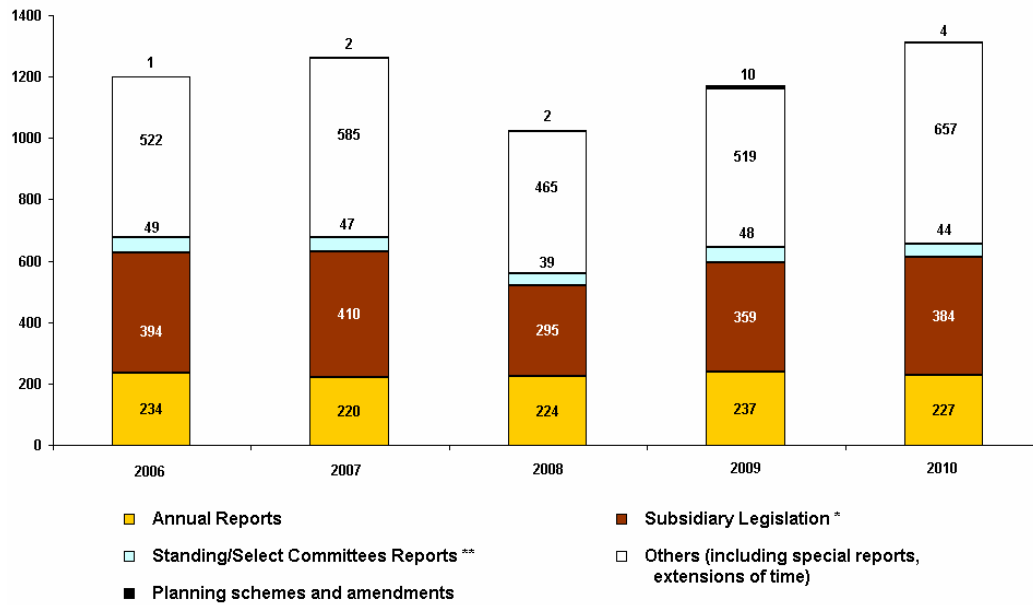
* **Subsidiary Legislation** includes any regulation or other instrument captured within the definition prescribed in the *Interpretation Act 1984*.

** **Committee Reports** includes committees administered by both Houses (Joint Standing Committee on Delegated Legislation; Joint Standing Committee on the Commissioner for Children and Young People, Joint Standing Committee on the Review of the Racing and Wagering Western Australia Acts, and Joint Standing Committee on the Corruption and Crime Commission). 'Special Reports' from committees seeking extensions of reporting dates and advising of 'own motion inquiries' (SO 325) have been excluded.

² In addition to procedural papers tabled by the Standing Committees (special reports and extensions of time), 'Others' also includes tabled papers such as petitions, answers to questions without notice, agreements, CALM leases and various other papers tabled by members during the course of debate.

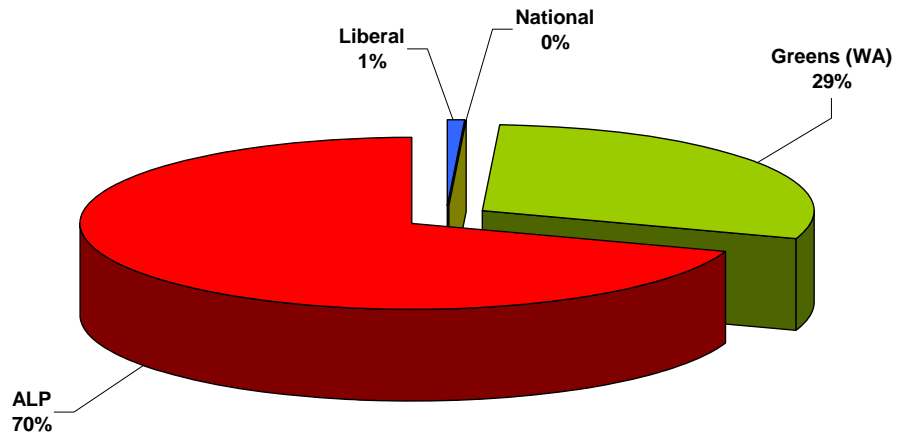
TABLED PAPERS 2006-2010

	2006	2007	2008	2009	2010
Annual Reports	234	220	224	237	227
Subsidiary Legislation *	394	410	295	359	384
Planning schemes and amendments	1	2	2	10	4
Standing / Select Committees Reports **	49	47	39	48	44
Others (including special reports, extensions of time)	522	585	465	519	657
TOTAL	1200	1264	1025	1173	1316



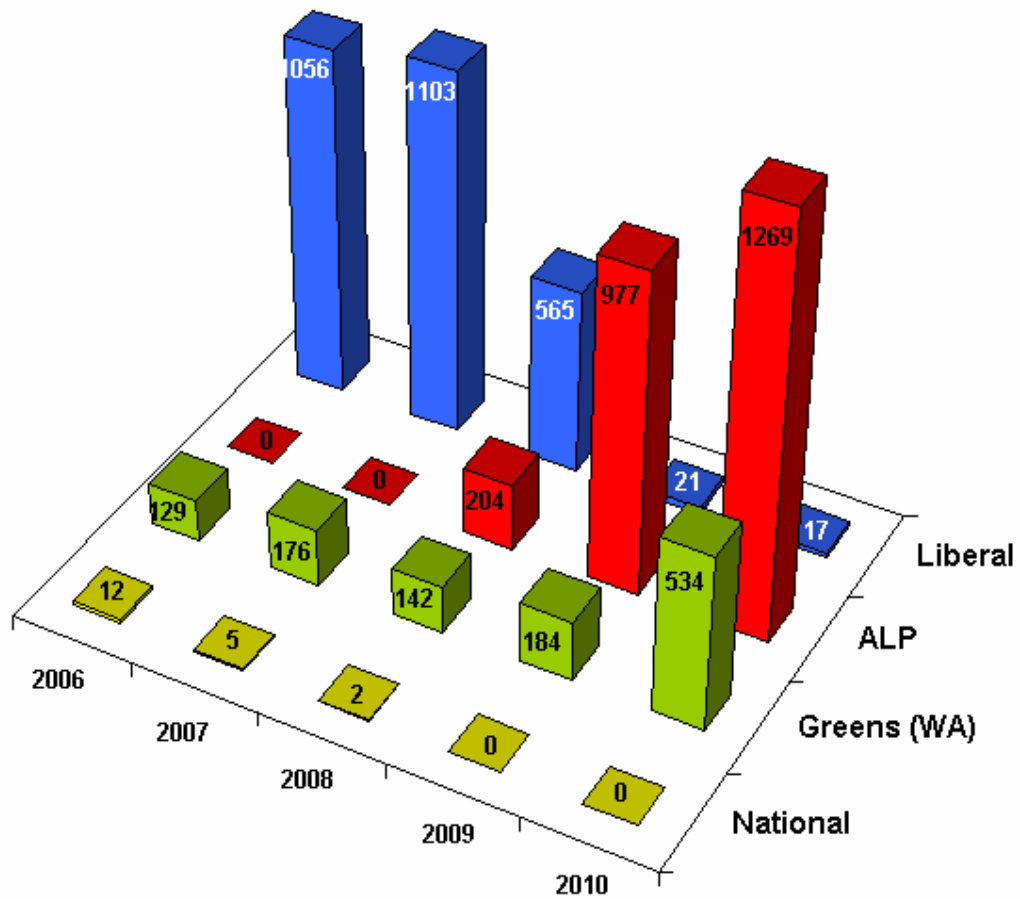
QUESTIONS ON NOTICE 2010

Questions asked by	2010
Liberal	17
National	0
Greens (WA)	534
ALP	1269
TOTAL	1820



QUESTIONS ON NOTICE 2006-2010

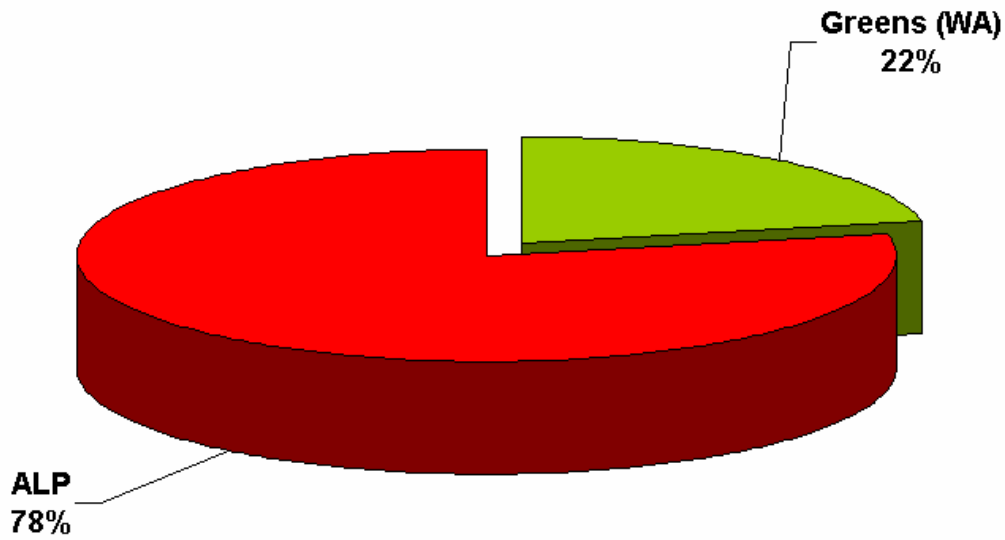
Questions asked by	2006	2007	2008	2009	2010
Liberal	1056	1103	565	21	17
National	12	5	2	0	0
Greens (WA)	129	176	142	184	534
ALP	0	0	204	977	1269
TOTAL	1197	1284	962	1206	1820



QUESTIONS ON NOTICE NOT ANSWERED WITHIN 9 SITTING DAYS 2010

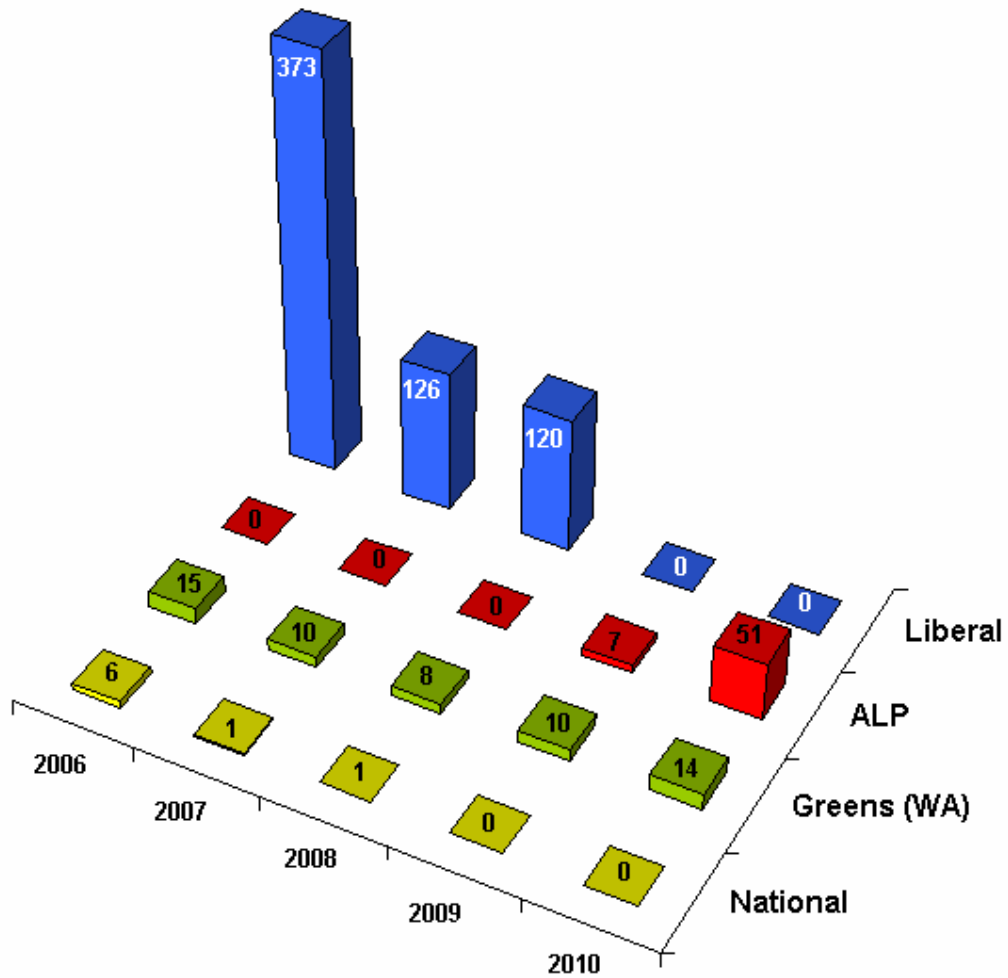
See Standing Order 138(d).

	MAR	APR	MAY	JUN	JUL	AUG	SEP	OCT	NOV	DEC
Liberal	0	0	0	0	0	0	0	0	0	0
National	0	0	0	0	0	0	0	0	0	0
Greens (WA)	1	1	2	0	0	0	7	0	3	0
ALP	41	3	0	0	0	0	1	0	6	0
TOTAL	42	4	2	0	0	0	8	0	9	0



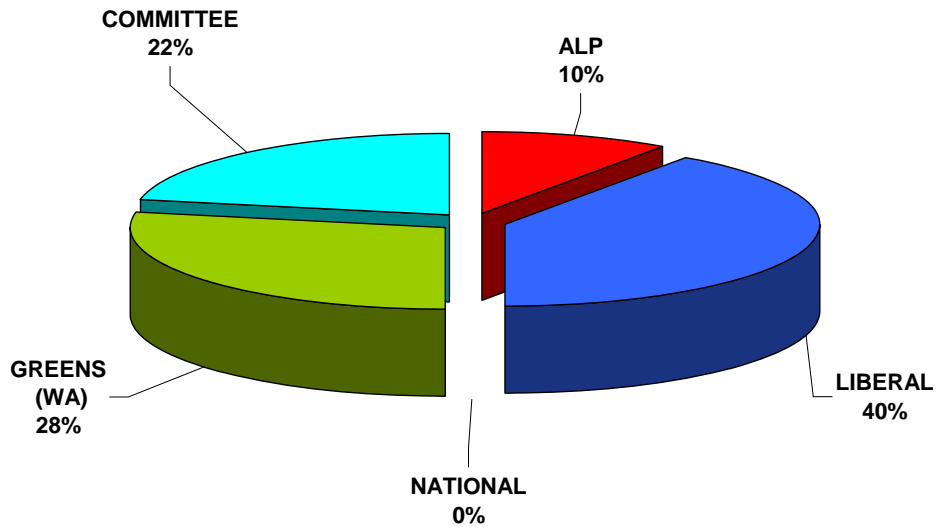
QUESTIONS ON NOTICE NOT ANSWERED WITHIN 9 SITTING DAYS 2006-2010

Questions asked by	2006	2007	2008	2009	2010
Liberal	373	126	120	0	0
National	6	1	1	0	0
Greens (WA)	15	10	8	10	14
ALP	0	0	0	7	51
TOTAL	394	137	135	17	65



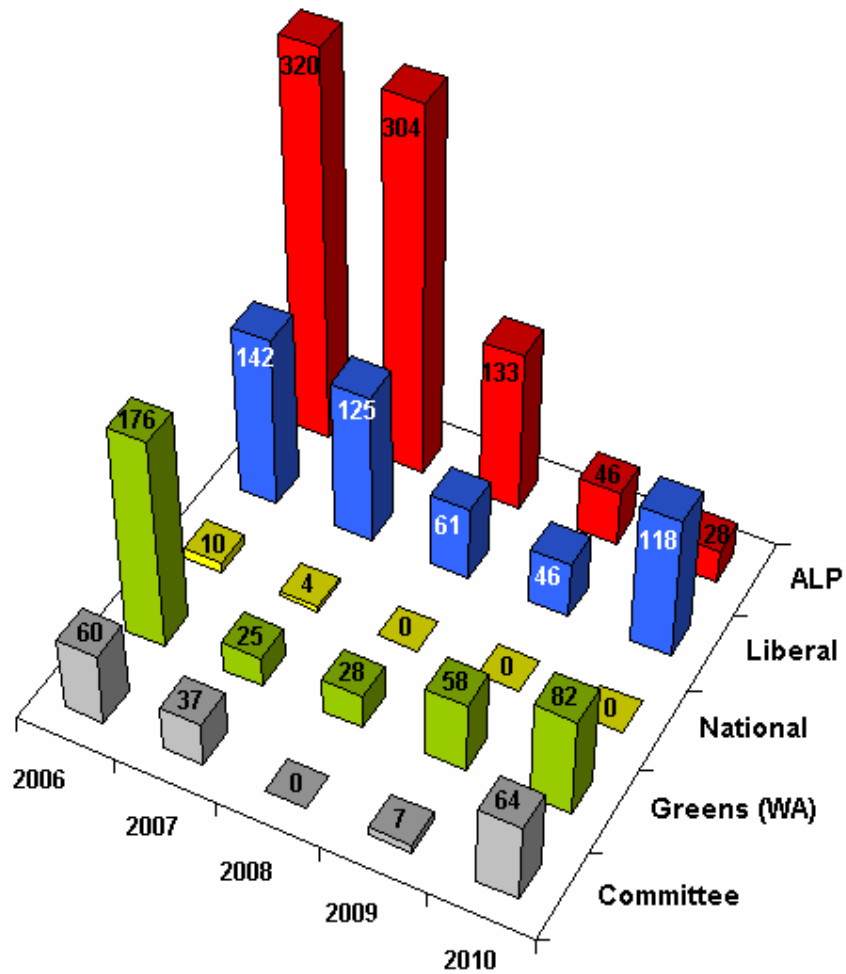
AMENDMENTS CONTAINED IN SUPPLEMENTARY NOTICE PAPERS 2010

ALP	Liberal	National	Greens (WA)	Committee	TOTAL
28	118	0	82	64	292



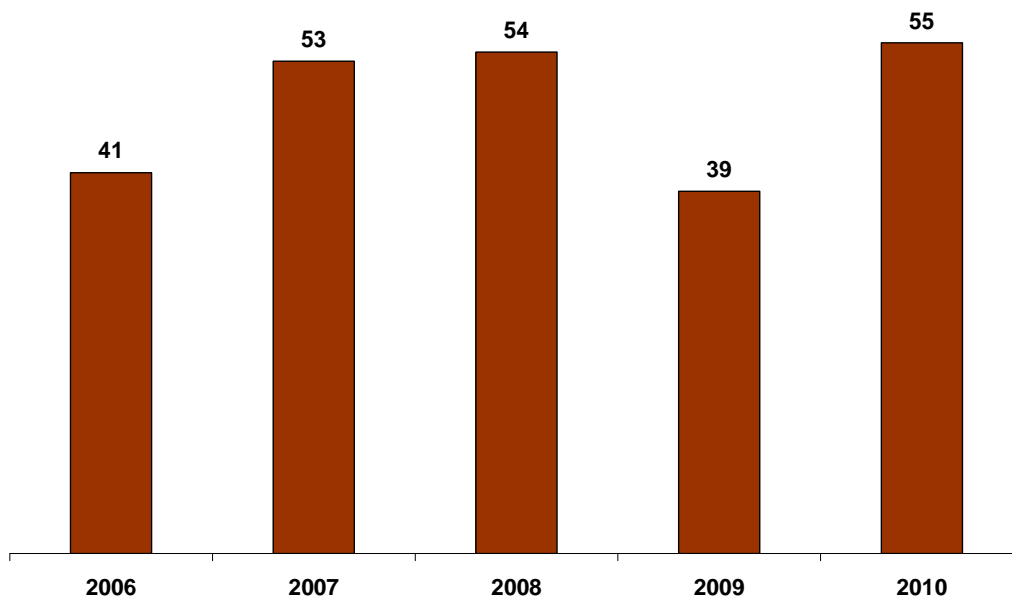
AMENDMENTS CONTAINED IN SUPPLEMENTARY NOTICE PAPERS 2006-2010

	2006	2007	2008	2009	2010
ALP	320	304	133	46	28
Liberal	142	125	61	46	118
National	10	4	0	0	0
Greens (WA)	176	25	28	58	82
Committee	60	37	0	7	64
TOTAL	708	495	222	157	292



SETS OF AMENDMENTS CIRCULATED 2006-2010

YEAR	SETS OF AMENDMENTS CIRCULATED *
2006	41
2007	53
2008	54
2009	39
2010	55

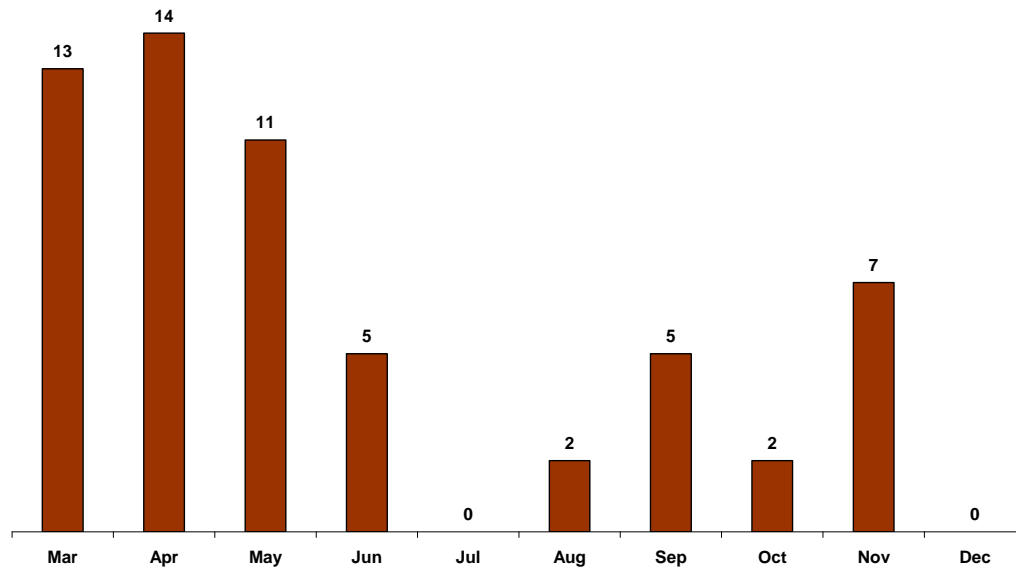


* *Sets of Amendments Circulated* refers to the number of Supplementary Notice Papers issued containing proposed amendments to various bills.

APPENDIX 2 PROCEDURES IN THE HOUSE

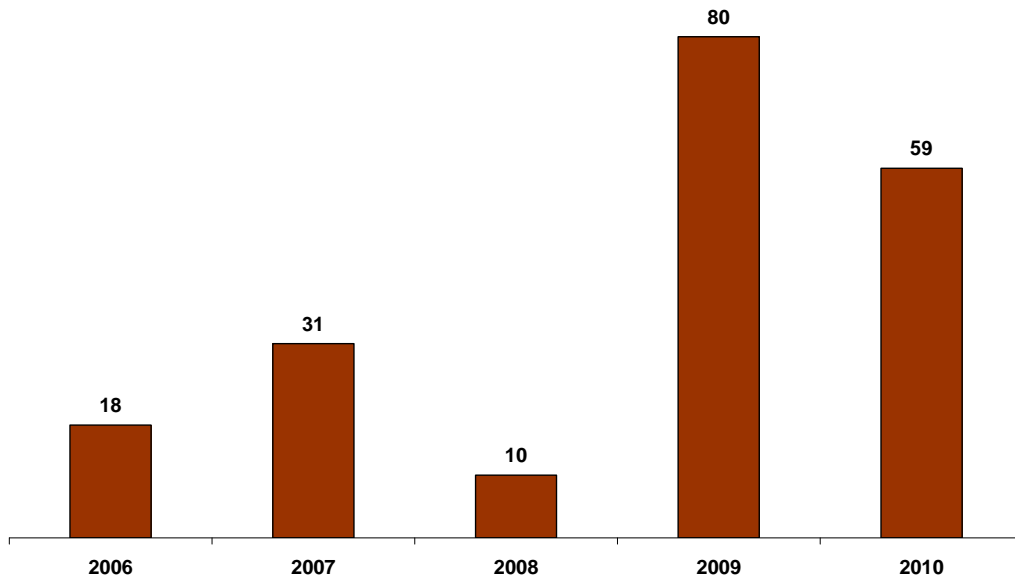
STATEMENTS BY MINISTERS AND PARLIAMENTARY SECRETARIES 2010

Statements by Ministers and Parliamentary Secretaries 2010									
MAR	APR	MAY	JUN	JUL	AUG	SEP	OCT	NOV	DEC
13	14	11	5	0	2	5	2	7	0



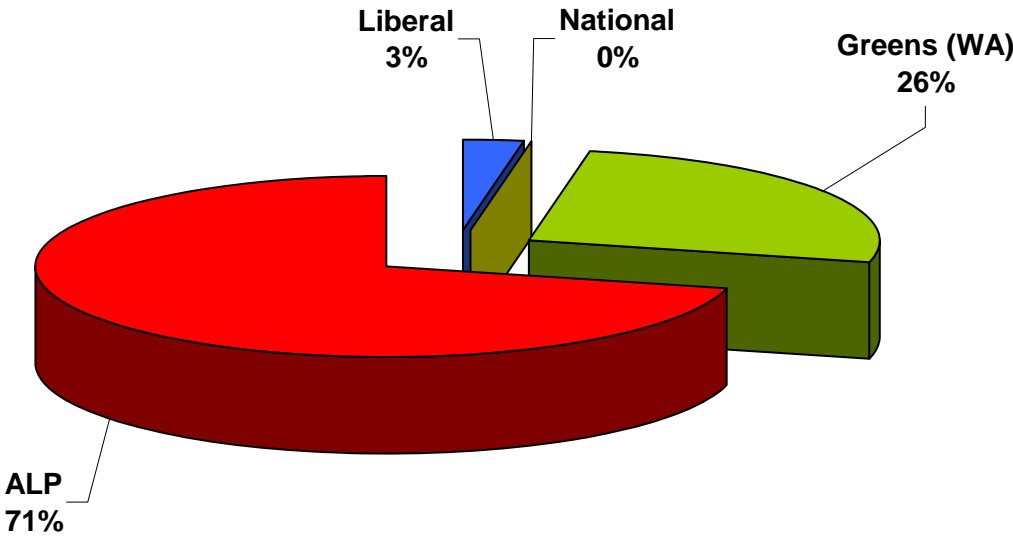
STATEMENTS BY MINISTERS AND PARLIAMENTARY SECRETARIES 2006-2010

Statements by Ministers and Parliamentary Secretaries 2006-2010				
2006	2007	2008	2009	2010
18	31	10	80	59



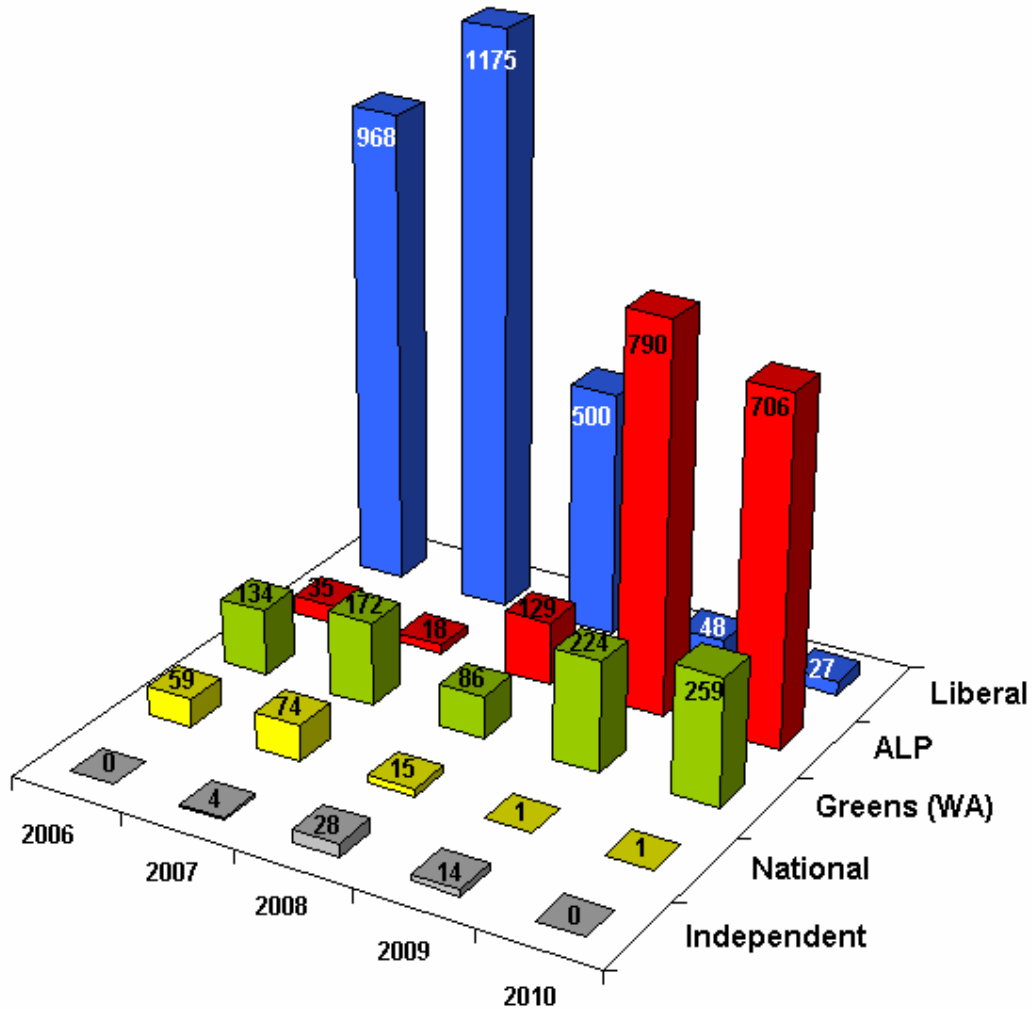
QUESTIONS WITHOUT NOTICE 2010

Questions asked by	2010
Liberal	27
National	1
Greens (WA)	259
ALP	706
TOTAL	993



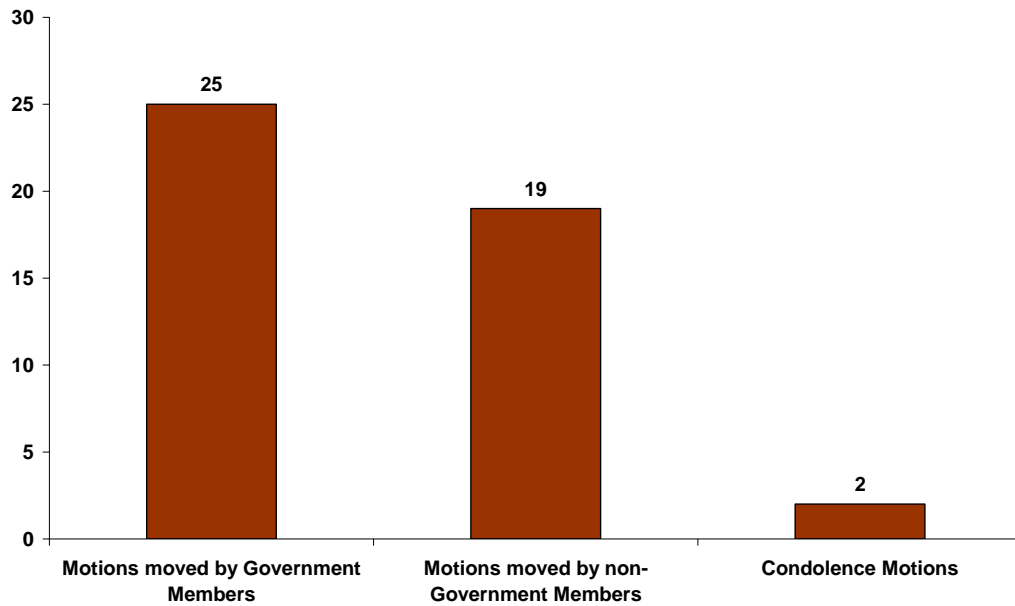
QUESTIONS WITHOUT NOTICE 2006-2010

Questions asked by	2006	2007	2008	2009	2010
Liberal	968	1175	500	48	27
National	59	74	15	1	1
Greens (WA)	134	172	86	224	259
ALP	35	18	129	790	706
Independent	0	4	28	14	0
TOTAL	1196	1443	744	1077	993



MOTIONS 2010

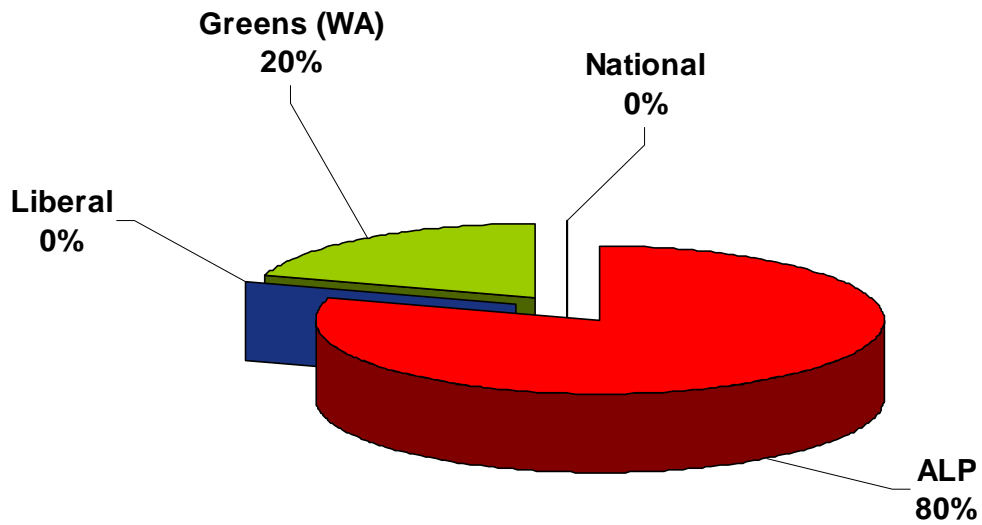
Motions	Moved
Motions moved by Government Members	25
Motions moved by non-Government Members	19
Condolence Motions	2
TOTAL	46



NOTE: *Motions* includes *Motions on Notice*, *Condolence Motions* and other procedural motions such as a motion to suspend Standing Orders.

URGENCY MOTIONS/NON GOVERNMENT BUSINESS 2010

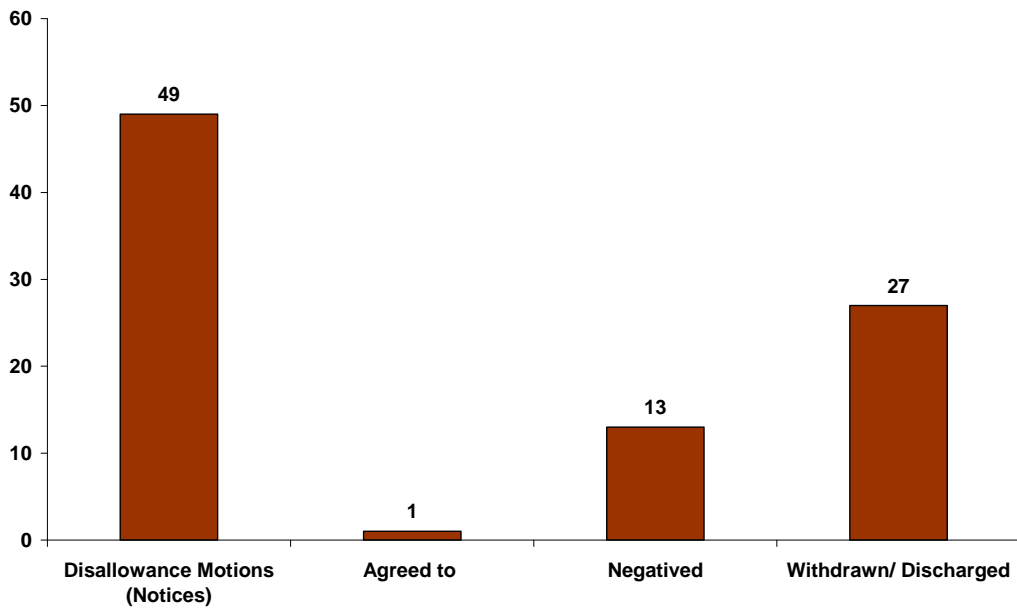
	Urgency Motions/Non Official Business
ALP	16
Liberal	0
Greens (WA)	4
National	0
TOTAL	20



NOTE: *Non-Government Business (Non-official Business)* replaces *Urgency Motions* when the House operates under Sessional or Temporary Orders.

DISALLOWANCE MOTIONS 2010

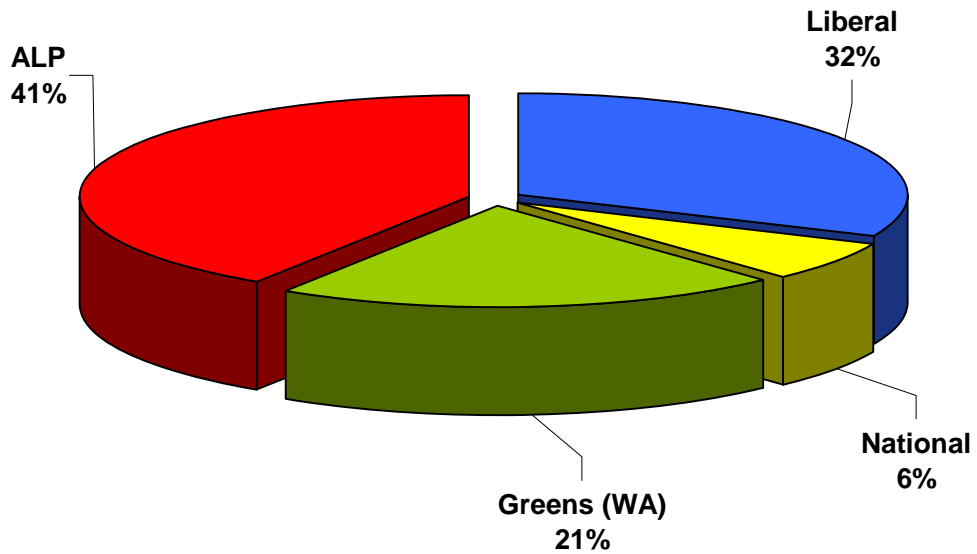
	MAR	APR	MAY	JUN	JUL	AUG	SEP	OCT	NOV	DEC
Disallowance Motions (Notices)	18	2	12	1	0	5	0	6	5	0
Agreed to	0	0	0	0	0	1	0	0	0	0
Negatived	0	0	8	0	0	3	0	0	2	0
Withdrawn/ Discharged	1	4	2	4	0	4	0	5	5	2



NOTE: The figures given do not add up over a calendar year as disallowance notices carry over from year to year. Some of the motions withdrawn or discharged were disallowance motions of which notice was given in the previous calendar year.

NUMBER OF SPEAKERS DURING ADJOURNMENT DEBATE/MEMBERS' STATEMENTS 2010

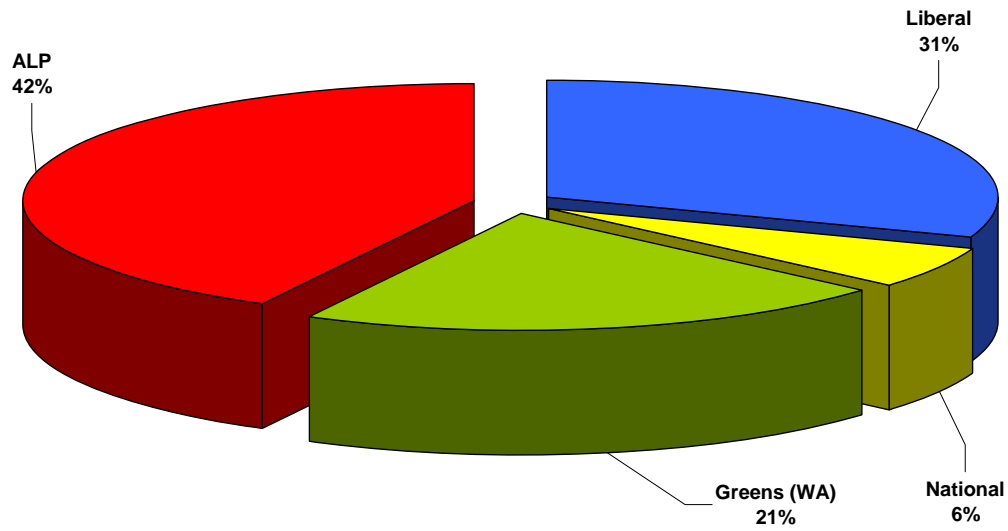
	Mar	Apr	May	Jun	Jul	Aug	Sep	Oct	Nov	Dec	TOTAL
Liberal	5	7	12	7	1	8	2	7	11	0	60
National	1	1	4	1	0	0	1	2	2	0	12
Greens (WA)	3	1	7	6	1	7	1	6	8	0	40
ALP	9	5	19	10	1	9	3	7	14	0	77
TOTAL	18	14	42	24	3	24	7	22	35	0	189



TIME SPENT IN ADJOURNMENT DEBATE/MEMBERS' STATEMENTS 2010

(Hours and Minutes)

	Mar	Apr	May	Jun	Jul	Aug	Sep	Oct	Nov	Dec	TOTAL
Liberal	0.37	0.41	1.13	0.18	0.08	0.54	0.10	0.58	1.11	0.00	6.10
National	0.05	0.07	0.26	0.08	0.00	0.00	0.08	0.10	0.11	0.00	1.15
Greens (WA)	0.30	0.10	0.54	0.20	0.06	0.58	0.10	0.55	0.24	0.00	4.27
ALP	1.57	0.46	2.53	0.19	0.07	1.14	0.22	0.44	0.22	0.00	8.44



APPENDIX 3 BILLS AND AMENDMENTS

BILLS PASSED 2010

	BILL No.	BILLS PASSED 2010	ACT No.	ASSENT DATE
1	086-2	Aboriginal Housing Legislation Amendment Bill 2009	6	25/05/2010
2	159-1	Acts Amendment (Fair Trading) Bill 2010	58	8/12/2010
3	129-1	Agriculture Related Resource Protection Amendment Bill 2010	46	12/11/2010
4	090-1	Appropriation (Consolidated Account) Capital 2007-2008 and 2008-2009 (Supplementary) Bill 2009	12	3/06/2010
5	133-1	Appropriation (Consolidated Account) Capital 2010-11 Bill 2010	24	7/07/2010
6	091-1	Appropriation (Consolidated Account) Recurrent 2007-2008 and 2008-2009 (Supplementary) Bill 2009	10	3/06/2010
7	134-1	Appropriation (Consolidated Account) Recurrent 2010-11 Bill 2010	23	7/07/2010
8	094-2B	Approvals and Related Reforms (No. 1) (Environment) Bill 2009	40	28/10/2010
9	102-1	Approvals and Related Reforms (No. 2) (Mining) Bill 2009	12	3/06/2010
10	100-1	Approvals and Related Reforms (No. 3) (Crown Land) Bill 2009	8	3/06/2010
11	101-2A	Approvals and Related Reforms (No. 4) (Planning) Bill 2010	28	19/08/2010
12	154-1	Associations Incorporation Amendment (Transfer of Incorporation) Bill 2010	55	8/12/2010
13	135-1	Building and Construction Industry Training Fund and Levy Collection Amendment Bill 2010	47	28/10/2010
14	087-1	Cannabis Law Reform Bill 2009	45	28/10/2010
15	138-1	Cement Works (Cockburn Cement Ltd) Bill 2010	41	28/10/2010
16	043-1	Child Pornography and Exploitation Material and Classification Legislation Amendment Bill 2009	21	7/07/2010

	BILL No.	BILLS PASSED 2010	ACT No.	ASSENT DATE
17	130-2	Children and Community Services Amendment Bill 2010	49	24/11/2010
18	122-1	Credit (Commonwealth Powers) (Transitional and Consequential Provisions) Bill 2010	14	25/06/2010
19	120-1	Credit (Commonwealth Powers) Bill 2010	13	25/06/2010
20	104-1	Criminal Code Amendment (Identity Crime) Bill 2009	16	25/06/2010
21	056-1	Cross-border Justice Amendment Bill 2009	1	9/03/2010
22	153-1	Environmental Protection Amendment Bill 2010	48	24/11/2010
23	046-1	Equal Opportunity Amendment Bill 2009	2	1/04/2010
24	185-1	Fair Trading Bill 2010	57	8/12/2010
25	110-1B	Grain Marketing Repeal Bill 2010	30	25/08/2010
26	117-1B	Hairdressers Registration (Amendment and Expiry) Bill 2010	29	25/08/2010
27	064-2	Health and Disability Services Legislation Amendment Bill 2009	33	30/08/2010
28	125-2	Health Practitioner Regulation National Law (WA) Bill 2010	35	30/08/2010
29	003-1	Interpretation and Reprints Amendment Bill 2008	31	25/08/2010
30	175-1	Iron Ore Agreements Legislation Amendment Bill (No. 2) 2010	61	10/12/2010
31	142-1	Iron Ore Agreements Legislation Amendment Bill 2010	34	26/08/2010
32	132-1	Land Tax Assessment Amendment Bill 2010	27	7/07/2010
33	146-2	Liquor Control Amendment Bill 2010	56	8/12/2010
34	156-1	Misuse of Drugs Amendment Bill (No. 2) 2010	50	24/11/2010
35	114-1	Misuse of Drugs Amendment Bill 2010	44	28/10/2010
36	163-1	Mutual Recognition (Western Australia) Bill 2010	52	8/12/2010
37	107-1	Pay-roll Tax Assessment Amendment Bill 2010	15	25/06/2010
38	121-2	Pay-roll Tax Rebate Bill 2010	5	14/05/2010
39	150-1	Perry Lakes Redevelopment Bill Amendment Bill 2010	53	8/12/2010

	BILL No.	BILLS PASSED 2010	ACT No.	ASSENT DATE
40	106-1	Petroleum and Energy Legislation Amendment Bill 2009	42	28/10/2010
41	128-2	Pharmacy Bill 2010	32	26/08/2010
42	044-1B	Professional Standards Amendment Bill 2009	3	7/04/2010
43	113-2	Prohibited Behaviour Orders Bill 2010	59	8/12/2010
44	103-2	Public Sector Reform Bill 2009	39	1/10/2010
45	83-1	Rail Safety Bill	18	28/06/2010
46	75-1	Railway (Butler to Brighton) Bill 2009	26	7/07/2010
47	141-1	Railway (Roy Hill Infrastructure) Agreement Bill 2010	43	28/10/2010
48	131-2	Railway (Tilley to Karara) Bill 2010	25	7/07/2010
49	183-1B	Railway and Port (The Pilbara Infrastructure Pty Ltd) Agreement Amendment Bill 2010	60	10/12/2010
50	139-2	Retail Trading Hours Amendment (Armadale Special Trading Precinct) Bill 2010	36	22/09/2010
51	97-1B	Retail Trading Hours Amendment (Joondalup Special Trading Precinct) Bill 2009	22	7/07/2010
52	140-2	Retail Trading Hours Amendment (Midland Special Trading Precinct) Bill 2010	37	22/09/2010
53	061-2	Retail Trading Hours Amendment Bill 2010	38	1/10/2010
54	116-1	Revenue Laws Amendment 2010	9	10/06/2010
55	115-1	Revenue Laws Amendment and Repeal Bill 2010	17	25/06/2010
56	118-1	Road Traffic Amendment Bill 2010	20	7/07/2010
57	157-1	Road Traffic Legislation Amendment (Disqualification by Notice) Bill 2010	51	8/12/2010
58	66-2	Standardisation of Formatting Bill 2009	19	2/06/2010
59	136-1	Trade Measurement Legislation (Amendment and Expiry) Bill 2010	54	8/12/2010
60	119-1	Treasurer's Advance Authorisation Bill 2010	4	3/05/2010
61	096-1	Working With Children (Criminal Record Checking) Amendment Bill 2009	7	27/05/2010

BILLS THAT DID NOT COMPLETE PASSAGE 2010

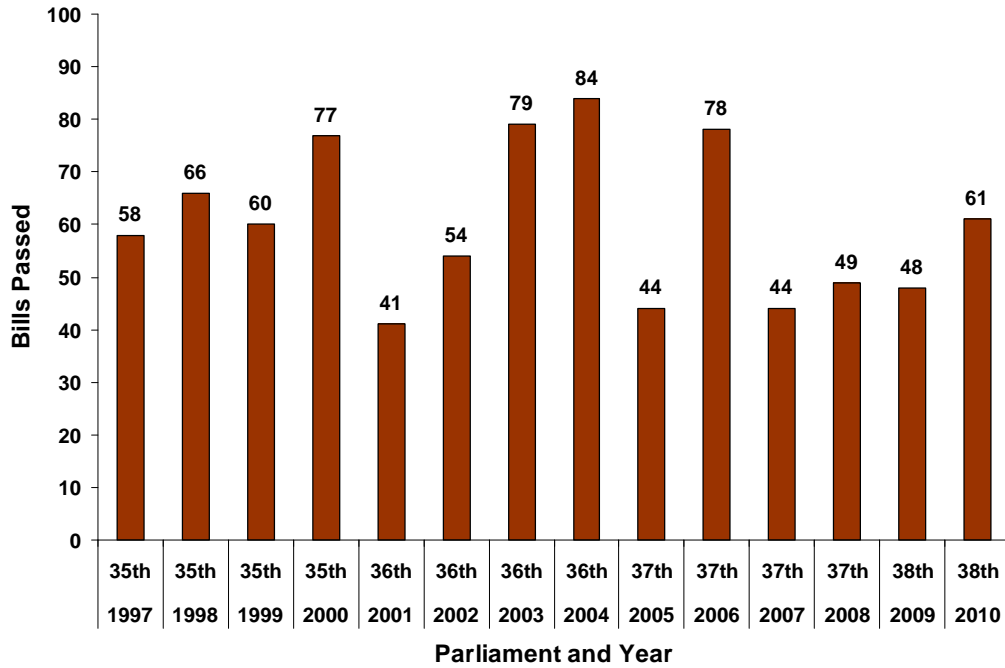
BILLS ON NOTICE PAPER THAT DID NOT COMPLETE PASSAGE IN THE COUNCIL 2010			
BILL No.	BILL NAME	STAGE REACHED	
1	LC 149-1	Charitable Trusts Amendment Bill 2010	Second reading adjourned (Tuesday, 21 September 2010)
2	LA 098-2	Child Support (Adoption of Laws) Amendment Bill 2009	Discharged to Standing Committee on Uniform Legislation and Statutes Review (Tuesday, 16 November 2010)
3	LC 174-1	Conservation Legislation Amendment Bill 2010	Second reading adjourned (Wednesday, 17 November 2010)
4	LA 151-1	Criminal Code Amendment (Infringement Notices) Bill 2010	Second reading adjourned (Wednesday, 10 November 2010)
5	LA 089-1	Criminal Investigation Amendment Bill 2009	Second reading adjourned (Tuesday, 17 November 2009)
6	LA 167-1	Criminal Investigation Amendment Bill 2010	Second reading adjourned (Thursday, 18 November 2010)
7	LC 040-1	Daylight Savings Amendment Bill 2009	Second reading adjourned (Wednesday, 1 April 2009)
8	LA 126-1B	Health, Safety and Civil Liability (Children in Schools and Child Care Services) Bill 2010	Second reading adjourned (Wednesday, 17 November 2010)
9	LA 178-1	Heritage and Planning Legislation Amendment Bill 2010	Second reading adjourned (Wednesday, 24 November 2010)
10	LC 184-1	Local Government Amendment (Regional Subsidiaries) Bill 2010	Second reading adjourned (Thursday, 25 November 2010)
11	LA 166-2	Occupational Licensing National Law (WA) Bill 2010	Discharged to Standing Committee on Uniform Legislation and Statutes Review (Thursday, 25 November 2010)
12	LC 143-1	Occupational Safety and Health Amendment Bill 2010	Second reading adjourned (Thursday, 1 July 2010)
13	LC 111-1B	Perth Hills Planning Bill 2010	Second reading adjourned (Tuesday, 21 September 2010)

14	LC 123-1	Plastic Shopping Bags (Waste Avoidance) Bill 2010	Second reading continuation of remarks (Thursday, 24 June 2010)
15	LA 137-2	Police Amendment Bill 2010	Second reading adjourned (Thursday, 23 September 2010)
16	LC 070-1	Property Law (Mortgagee's Power of Sale) Amendment Bill 2009	Second reading adjourned (Thursday, 20 August 2009)
17	LC 039-1	Referendums (Implementation of Result) Amendment Bill 2009	Second reading adjourned (Wednesday, 1 April 2009)
18	LC 144-1B	Renewable Energy Feed-in Tariff (REFiT WA) Bill 2010	Second reading adjourned (Thursday, 1 July 2010)
19	LC 170-1	Road Traffic Legislation Amendment (Information) Bill 2010	Second reading adjourned (Wednesday, 10 November 2010)
20	LC 148-1	Statutes (Repeals and Minor Amendments) Bill 2010	Discharged to Standing Committee on Uniform Legislation and Statutes Review (Wednesday, 8 September 2010)
21	LA 145-1	Telecommunications (Interception) Western Australia Amendment Bill 2010	Second reading adjourned (Tuesday, 19 October 2010)
22	LC 025-1	Water Services Licensing (Water Conservation Target) Amendment Bill 2008	Second reading continuation of remarks (Thursday, 11 November 2010)

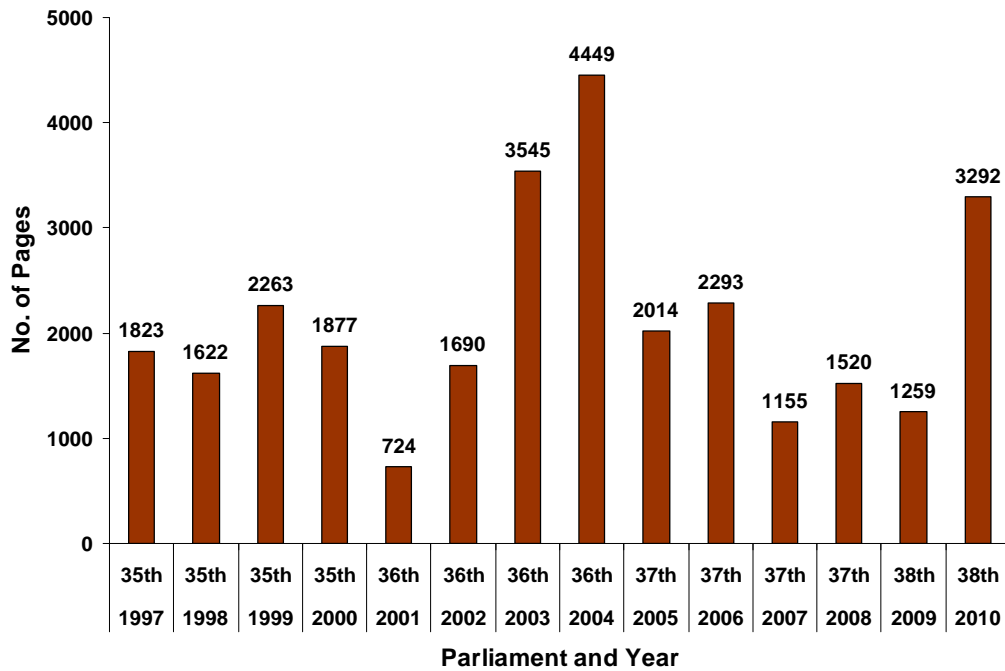
BILLS PASSED AND LEGISLATION VOLUME COMPARISON 1993-2010

Bills Passed and Pages of Legislation Considered 1993-2010			
Year	Parliament	Pages of Legislation	Bills Passed
1993	34th	1274	53
1994	34th	2794	104
1995	34th	2474	79
1996	34th	2519	82
TOTAL	34th	9061	318
1997	35th	1823	58
1998	35th	1622	66
1999	35th	2263	60
2000	35th	1877	77
TOTAL	35th	7585	261
2001	36th	724	41
2002	36th	1690	54
2003	36th	3545	79
2004	36th	4449	84
TOTAL	36th	10408	258
2005	37th	2014	44
2006	37th	2293	78
2007	37th	1155	44
2008	37th	1520	49
TOTAL	37th	6982	215
2009	38 th	1259	48
2010	38 th	3292	61
TOTAL (to date)	38th	4551	109

BILLS PASSED 1997-2010

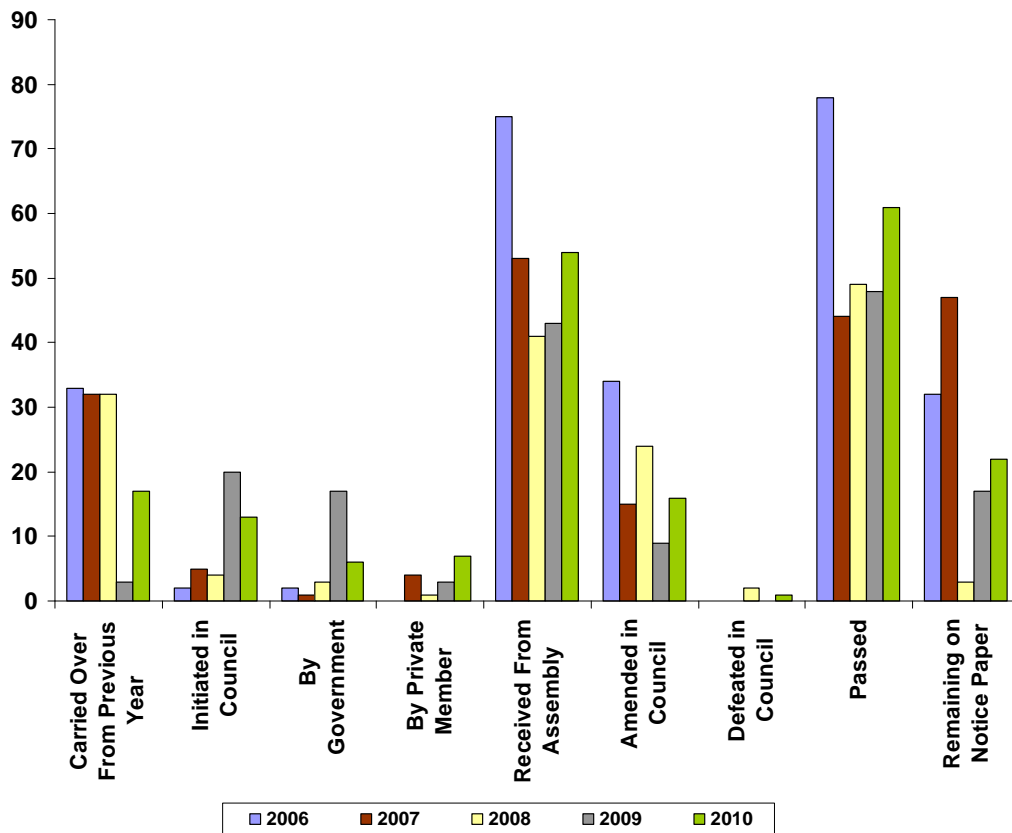


PAGES OF LEGISLATION CONSIDERED 1997-2010



BILLS 2006-2010 COMPARISON

Particulars	2006	2007	2008	2009	2010
Carried Over From Previous Year	33	32	32	3	17
Initiated in Council	2	5	4	20	13
By Government	2	1	3	17	6
By Private Member	0	4	1	3	7
Received From Assembly	75	53	41	43	54
Amended in Council	34	15	24	9	16
Defeated in Council	0	0	2	0	1
Passed	78	44	49	48	61
Remaining on the Notice Paper at the end of the year	32	47	3	17	22



BILLS WITH PROPOSED AMENDMENTS PUBLISHED IN SUPPLEMENTARY NOTICE PAPERS (2010)								
	BILL No.	BILL SHORT TITLE	Proposed amendments in published Supplementary Notice Papers (SNPs)					
			ALP	LIBERAL.	NATIONAL.	GREENS (WA)	COMMITTEE.	TOTAL
1	102-1	Approvals and Related Reforms (No. 2) (Mining) Bill 2009				5		
2	100-1	Approvals and Related Reforms (No. 3) (Crown Land) Bill 2009		4				
3	101-2A	Approvals and Related Reforms (No. 4) (Planning) Bill 2009		10		2		
4	154-1	Associations Incorporation Amendment (Transfer of Incorporation) Bill 2010		4				
5	135-1	Building and Construction Industry Training Fund and Levy Collection Amendment Bill 2010		2		5		
6	087-1	Cannabis Law Reform Bill 2009		8				
7	043-1	Child Exploitation Material and Classification Legislation Amendment Bill 2009		9				5
8	104-1	Criminal Code Amendment (Identity Crime) Bill 2009		1		3		
9	089-1	Criminal Investigation Amendment Bill 2009		15				
10	153-1	Environmental Protection Amendment Bill 2010				5		
11	185-1	Fair Trading Bill 2010						9
12	125-2	Health Practitioner Regulation National Law (WA) Bill 2010		6		4		8
13	106-1	Petroleum and Energy Legislation Amendment Bill 2009		12		1		1
14	128-2	Pharmacy Bill 2010				3		4

BILLS WITH PROPOSED AMENDMENTS PUBLISHED IN SUPPLEMENTARY NOTICE PAPERS (2010)								
	BILL No.	BILL SHORT TITLE	Proposed amendments in published Supplementary Notice Papers (SNPs)					
			ALP	LIBERAL.	NATIONAL.	GREENS (WA)	COMMITTEE.	TOTAL
15	137-2	Police Amendment Bill 2010	5			1		
16	044-1B	Professional Standards Amendment Bill 2009	1					
17	113-2	Prohibited Behaviour Orders Bill 2010	10	8		21		
18	103-2	Public Sector Reform Bill 2009	9	4				
19	83-1	Rail Safety Bill 2009		1		12		10
20	141-1	Railway (Roy Hill Infrastructure Pty Ltd) Agreement Bill 2010	1					
21	131-2	Railway (Tilley to Karara) Bill 2010	1					
22	97-1B	Retail Trading Hours Amendment (Joondalup Special Trading Precinct) Bill 2009				1		
23	115-1	Revenue Laws Amendment and Repeal Bill 2010		9				
24	118-1	Road Traffic Amendment Bill 2010		17		2		
25	157-1	Road Traffic Legislation Amendment (Disqualification by Notice) Bill 2010				9		
26	136-1	Trade Measurement Legislation (Amendment and Expiry) Bill 2010						3
27	025-1	Water Services Licensing (Water Conservation Target) Amendment Bill 2008				4		
TOTAL AMENDMENTS PROPOSED BY PARTY(S) IN SNPs			28	118	0	82	0	64

APPENDIX 4 SITTING SCHEDULE 2010

Legislative Council 2010

SITTING DATES

1 Tuesday, 2 March — Thursday, 4 March

RECESS 1 WEEK

2 Tuesday, 23 March — Thursday, 25 March

3 Tuesday, 30 March — Thursday, 1 April

RECESS 2 WEEKS

4 Tuesday, 20 April — Thursday, 22 April

RECESS 1 WEEK

5 Tuesday, 4 May — Thursday, 6 May

RECESS 1 WEEK

6 Tuesday, 18 May — Thursday, 20 May

7 Tuesday, 25 May — Thursday, 27 May

RECESS 2 WEEKS

8 Tuesday, 15 June — Thursday, 17 June³

9 Tuesday, 22 June — Thursday, 24 June

10 Tuesday, 29 June — Thursday, 1 July

RECESS 5 WEEKS

11 Tuesday, 10 August — Thursday, 12 August

12 Tuesday, 17 August — Thursday, 19 August

RECESS 2 WEEKS

13 Tuesday, 7 September — Thursday, 9 September

14 Tuesday, 14 September — Thursday, 16 September

15 Tuesday, 21 September — Thursday, 23 September

³ The House did not sit on Wednesday, 16 June 2010 as the annual estimates hearings were conducted in the Legislative Council Chamber on that day by the Standing Committee on Estimates and Financial Operations.

RECESS 2 WEEKS

16 Tuesday, 12 October — Thursday, 14 October

17 Tuesday, 19 October — Thursday, 21 October

RECESS 2 WEEKS

18 Tuesday, 9 November — Thursday, 11 November

19 Tuesday, 16 November — Thursday, 18 November

20 Tuesday, 23 November — Thursday, 25 November

21 Thursday, 2 December

APPENDIX 5 STANDING COMMITTEE STATISTICS 2010 AND COMPARISON: 2006, 2007, 2008, 2009 AND 2010

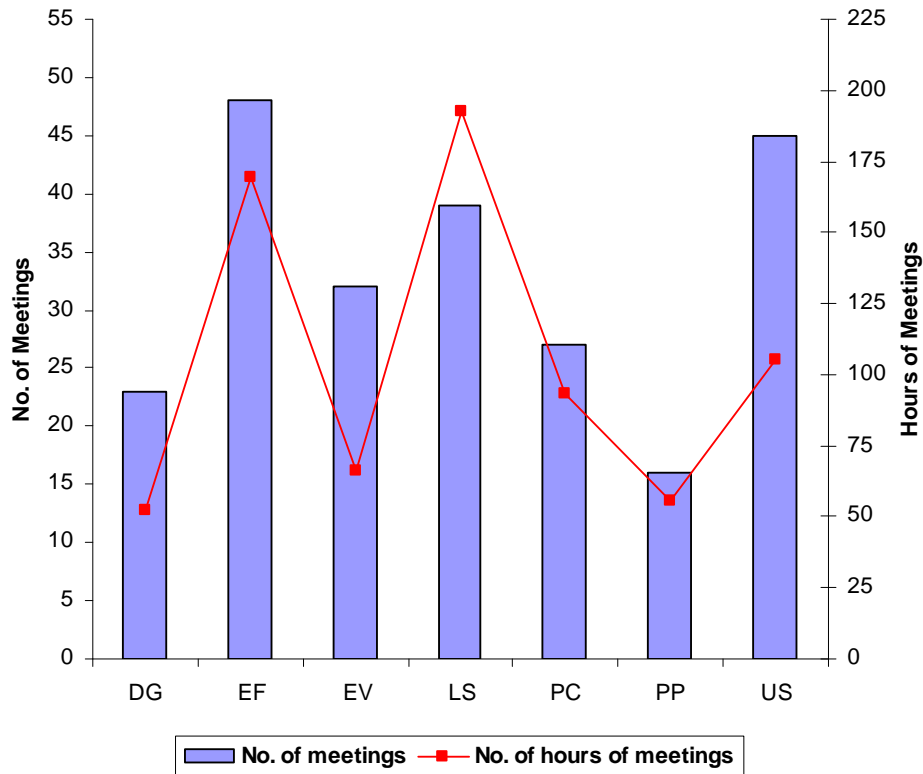
Key to abbreviations

Code	Name of Committee
DG	Delegated Legislation Committee
EF	Estimates and Financial Operations Committee
EV	Environment and Public Affairs Committee
LS	Legislation Committee
PC	Public Administration Committee
PP	Procedure and Privileges Committee
US	Uniform Legislation and Statutes Review Committee

Key items for 2010

Key Items	DG	EF	EV	LS	PC	PP	US	Total
No. of meetings	23	48	32	39	27	16	45	230
No. of hours of meetings	52.35	169.59	66.19	192.62	93.42	55.75	105.02	734.94
No. of reports tabled	6	8	2	2	1	1	13	33
Total staff hours	5310	3195.5	4500	1652	4370.5	720	4287.75	24035.75

Key Measures



General items

Meetings	DG	EF	EV	LS	PC	PP	US	Total
No. of meetings	23	48	32	39	27	16	45	230
No. of hours of meetings	52.35	169.59	66.19	192.62	93.42	55.75	105.02	734.94
No. of public hearings	6	72	12	6	13	0	13	122
No. of hours of public hearings	6.41	111.34	16.27	14.59	9.16	0	22.32	180.09
No. of private hearings	0	4	3	0	9	0	0	16
No. of hours of private hearings	0	3	3	0	8.17	0	0	14.17
No. of witnesses	17	270	31	9	43	0	30	400
No. of sub committee meetings	0	4	0	0	0	0	1	5
No. of hours of sub committee meetings	0	25.33	0	0	0	0	1.25	26.58

Reports	DG	EF	EV	LS	PC	PP	US	Total
No. of reports tabled	6	8	2	2	1	1	13	33
Total number of pages of reports tabled	255	206	56	422	146	15	1126	2226
No. of minority reports tabled	0	1	0	0	0	0	0	1

Procedural Reports Tabled	DG	EF	EV	LS	PC	PP	US	Total
Request for an Extension of Time for the Committee to Report	0	0	0	2	1	4	8	15
Advising the House that the Committee has commenced an inquiry ⁴	0	1	3	0	0	0	0	4

Government Responses to Reports⁵	DG	EF	EV	LS	PC	PP	US	Total
Government responses requested	1	2	0	1	1	0	6	11
Government Responses not provided within the required four month period	0	1	0	0	0	0	2	3

Submissions	DG	EF	EV	LS	PC	PP	US	Total
No. of submissions received	1	69	219	23	36	0	105	453
No. of pages of submissions	2	309	3134	214	621	0	499	4779

⁴ See Standing Order No. 325.

⁵ The Table refers to Reports which were tabled during 2010. The table replaces the previous measures used to record requests for Government responses to Committee Reports. Refer to the commentary in Chapter Three for further information.

Summonses	DG	EF	EV	LS	PC	PP	US	Total
No. of Summonses issued	0	0	0	0	2	0	0	2

Staff	DG	EF	EV	LS	PC	PP	US	Total
Total Staff Hours	5310	3195.5	4500	1652	4370.5	720	4287.25	24035.25
No. of Advisory Officer hours	3632	1600	1550	1197	1173.25	0	2620.5	11772.75
No. of Committee Clerk hours	1589.5	1591.25	1750	455	1680.75	0	1656.75	8723.25
No. of Research Officer hours	0	4.25	1200	0	1516.5	0	10	2730.75
No. of Administrative Assistant hours	88.5	0	0	0	0	0	0	88.5
No. of consultants/counsel	0	0	0	0	0	0	0	0
No. of consultants/counsel hours	0	0	0	0	0	0	0	0

Comparison by Committee: 2006, 2007, 2008, 2009 and 2010

DG	2006	2007	2008	2009	2010
No. of meetings	21	26	13	24	23
No. of hours of meetings	26.66	44.5	24.07	66.33	52.35
No. of reports tabled	6	2	4	10	6
Total staff hours	4246.5	5397.5	6377.25	6552.25	5310

EF	2006	2007	2008	2009	2010
No. of meetings	33	45	42	51	48
No. of hours of meetings	85.82	130.34	82.65	164.44	169.59
No. of reports tabled	4	5	4	9	8
Total staff hours	2783.5	2929.75	2561.25	3402.75	3195.5

EV	2006	2007	2008	2009	2010
No. of meetings	23	28	14	33	32
No. of hours of meetings	41.31	62.18	29.42	71.36	66.19
No. of reports tabled	4	3	4	4	2
Total staff hours	3110	2647.5	3322.5	5195	4500

LS	2006	2007	2008	2009	2010
No. of meetings	37	46	23	13	39
No. of hours of meetings	81.59	96.03	53.9	17.91	192.62
No. of reports tabled	5	5	2	2	2
Total staff hours	2657	3731	3754	1549.5	1652

PC	2006	2007	2008	2009	2010
No. of meetings	25	21	24	25	27
No. of hours of meetings	40.15	40.28	60.21	83.5	93.42
No. of reports tabled	2	3	2	2	1
Total staff hours	1858.25	2068	2428.5	2866.25	4370.5

PP	2006	2007	2008	2009	2010
No. of meetings	3	13	10	4	16
No. of hours of meetings	2.78	9.92	19.25	3.5	55.75
No. of reports tabled	2	4	5	1	1
Total staff hours	230.5	220.5	206	520	720

US	2006	2007	2008	2009	2010
No. of meetings	21	21	21	23	45
No. of hours of meetings	23.84	27.453	29.98	35.43	105.02
No. of reports tabled	9	7	11	9	13
Total staff hours	1490	2291	2409.5	2671.25	4287.25

Comparison by Year: 2006, 2007, 2008, 2009 and 2010

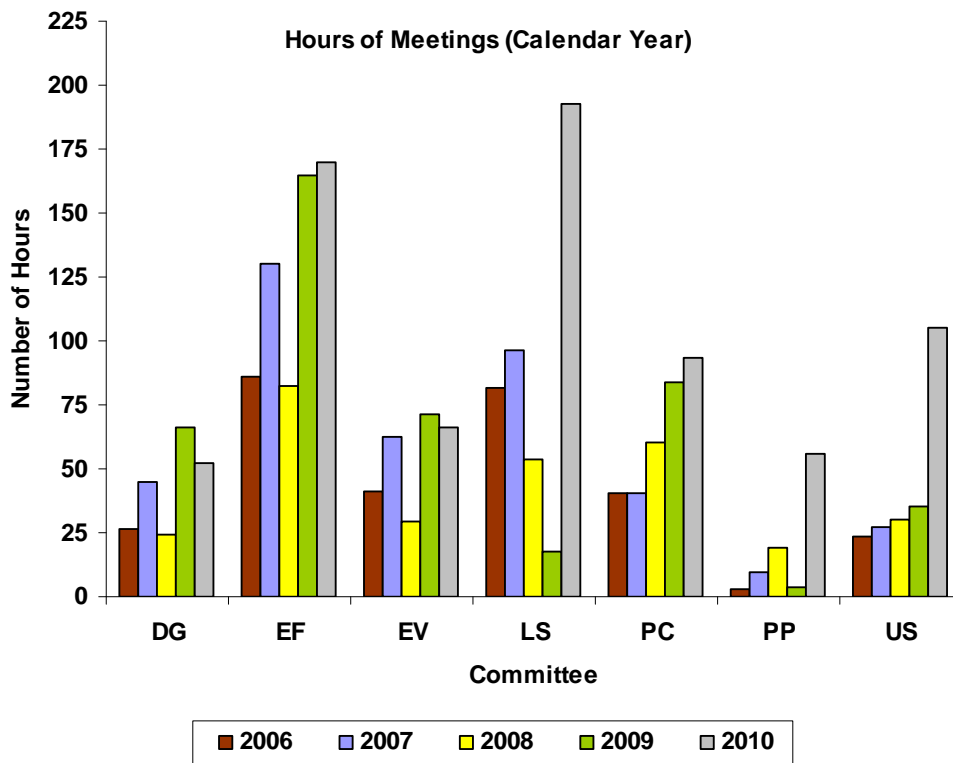
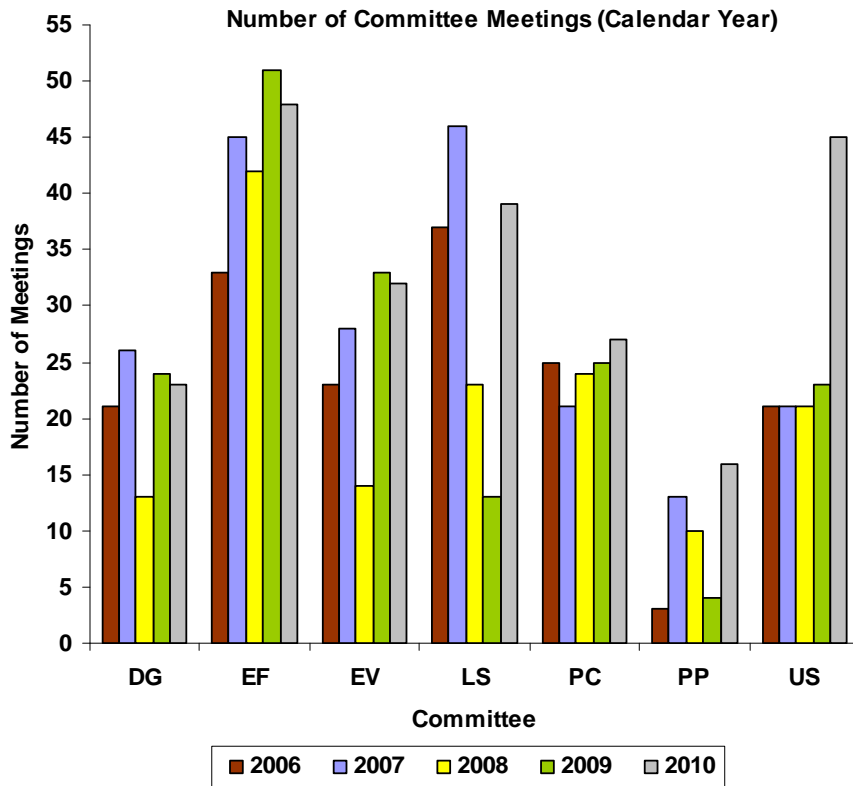
Key Items	DG 06	EF 06	EV 06	LS 06	PC 06	PP 06	US 06
No. of meetings	21	33	23	37	25	3	21
No. of hours of meetings	26.66	85.82	41.31	81.59	40.15	2.78	23.84
No. of reports tabled	6	4	4	5	2	2	9
Total staff hours	4246.5	2783.5	3110	2657	1858.25	230.5	1490

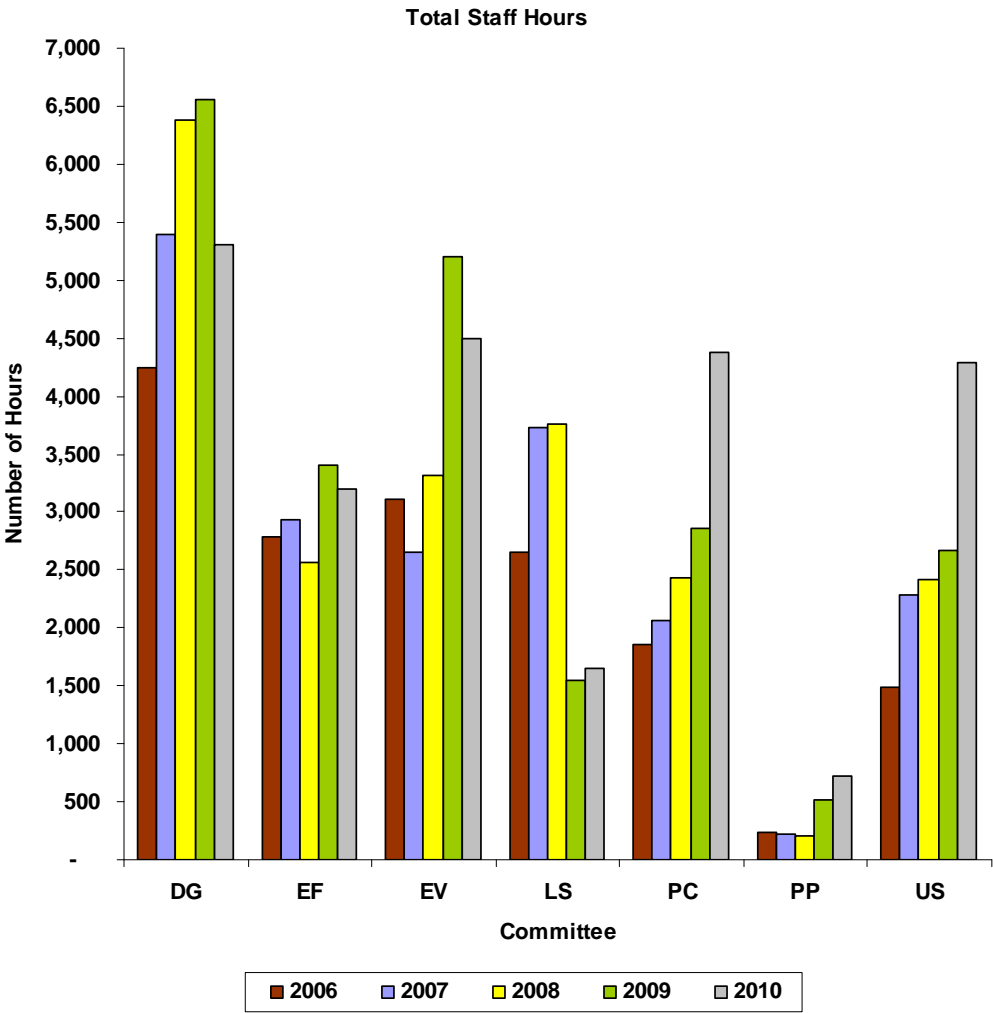
Key Items	DG 07	EF 07	EV 07	LS 07	PC 07	PP 07	US 07
No. of meetings	26	45	28	46	21	13	21
No. of hours of meetings	44.5	130.34	62.18	96.03	40.28	9.92	27.45
No. of reports tabled	2	5	3	5	3	4	7
Total staff hours	5397.5	2929.75	2647.5	3731	2068	220.5	2291

Key Items	DG 08	EF 08	EV 08	LS 08	PC 08	PP 08	US 08
No. of meetings	13	42	14	23	24	10	21
No. of hours of meetings	24.07	82.65	29.42	53.9	60.21	19.25	29.98
No. of reports tabled	4	4	4	2	2	5	11
Total staff hours	6377.25	2561.25	3322.5	3754	2428.5	206	2409.5

Key Items	DG 09	EF 09	EV 09	LS 09	PC 09	PP 09	US 09
No. of meetings	24	51	33	13	25	4	23
No. of hours of meetings	66.33	164.44	71.36	17.91	83.5	3.5	35.43
No. of reports tabled	10	9	4	2	2	1	9
Total staff hours	6552.25	3402.75	5195	1549.5	2866.25	520	2671.25

Key Items	DG 10	EF 10	EV 10	LS 10	PC 10	PP 10	US 10
No. of meetings	23	48	32	39	27	16	45
No. of hours of meetings	52.35	169.59	66.19	192.62	93.42	55.75	105.02
No. of reports tabled	6	8	2	2	1	1	13
Total staff hours	5310	3195.5	4500	1652	4370.5	720	4287.25





**APPENDIX 6 TRAVEL STATISTICS 2010 AND
COMPARISON: 2006, 2007, 2008, 2009 AND 2010**

Standing Committee travel 2010

Travel	DG	EF	EV	LS	PC	PP	US	Total
No. of trips – within Australia	0	3	0	0	1	0	0	4
No. of trips – international	0	0	0	0	0	0	0	0
Site visits	0	0	2	0	2	0	0	4

Travel 2010 - expenditure

	Intrastate	Interstate	International	Total
DG	\$0	\$0	\$0	\$0
EF	\$835	\$0	\$0	\$835
EV	\$0	\$0	\$0	\$0
LS	\$0	\$0	\$0	\$0
PC	\$0	\$34,857	\$0	\$34,857
PP	\$0	\$0	\$0	\$0
US	\$0	\$0	\$0	\$0
Total	\$0	\$34,857	\$0	\$35,692

Comparison of travel expenditure - 2006, 2007, 2008, 2009 and 2010

By committee

Committee	2006	2007	2008	2009	2010
DG	\$0	\$34,658	\$0	\$41,031	\$0
EF	\$12,117	\$16,898	\$0	\$23,975	\$835
EV	\$4,537	\$11,841	\$21,955	\$34,537	\$0
LS	\$0	\$4,072	\$0	\$0	\$0
PC	\$11,418	\$14,121	\$17,571	\$22,717	\$34,857
PP	\$0	\$0	\$0	\$0	\$0
US	\$0	\$84,258	\$0	\$12,910	\$0
Select Committees	\$0	\$28,700	\$0	\$0	\$0
Total	\$28,072	\$194,548	\$39,526	\$135,170	\$35,692

By Destination

	Intrastate	Interstate	International	Total
2006	\$110	\$5,682	\$22,281	\$28,072
2007	\$2,871	\$33,577	\$158,100	\$194,547
2008	\$0	\$39,526	\$0	\$39,526
2009	\$22,717	\$88,478	\$23,975	\$135,170
2010	\$835	\$34,857	\$0	\$35,692