# Legislative Council Statistics

| | Sep-20 | 2020 to date | 40th Parliament to date |
|---|---|---|---|
| **Sitting days and hours** | | | |
| Weeks | 3 | 16 | 73 |
| Days | 9 | 47 | 221 |
| Hours | 56.47 | 320.00 | 1430.17 |
| Average Hours | 6.18 | 6.48 | 6.28 |
| **Bills** | | | |
| **Bills Introduced** | | | |
| - Total | 8 | 48 | 191 |
| - Initiated in the Council | 1 | 3 | 36 |
| - Initiated in the Assembly | 7 | 45 | 155 |
| - Government Bills | 8 | 47 | 170 |
| - Non-Govt. - Private Member Bills | 0 | 1 | 21 |
| **Bills dealt with** | | | |
| - Passed | 1 | 34 | 124 |
| - Defeated | 0 | 0 | 0 |
| - Withdrawn | 0 | 0 | 0 |
| - Referred to committee | 3 | 11 | 30 |
| **Amendments** | | | |
| - Bills passed without amendment | 0 | 14 | 75 |
| - Bills passed with amendment | 1 | 20 | 49 |
| **Questions** | | | |
| Questions without notice | 211 | 1047 | 4899 |
| Questions on Notice | 94 | 502 | 3237 |
| **Petitions** | | | |
| Petitions presented | 5 | 30 | 209 |
| Signatures on petitions | 2755 | 25288 | 199512 |
| **Motions on Notice** | | | |
| Notices given | 2 | 13 | 50 |
| Agreed to | 1 | 11 | 38 |
| Defeated | 2 | 2 | 11 |

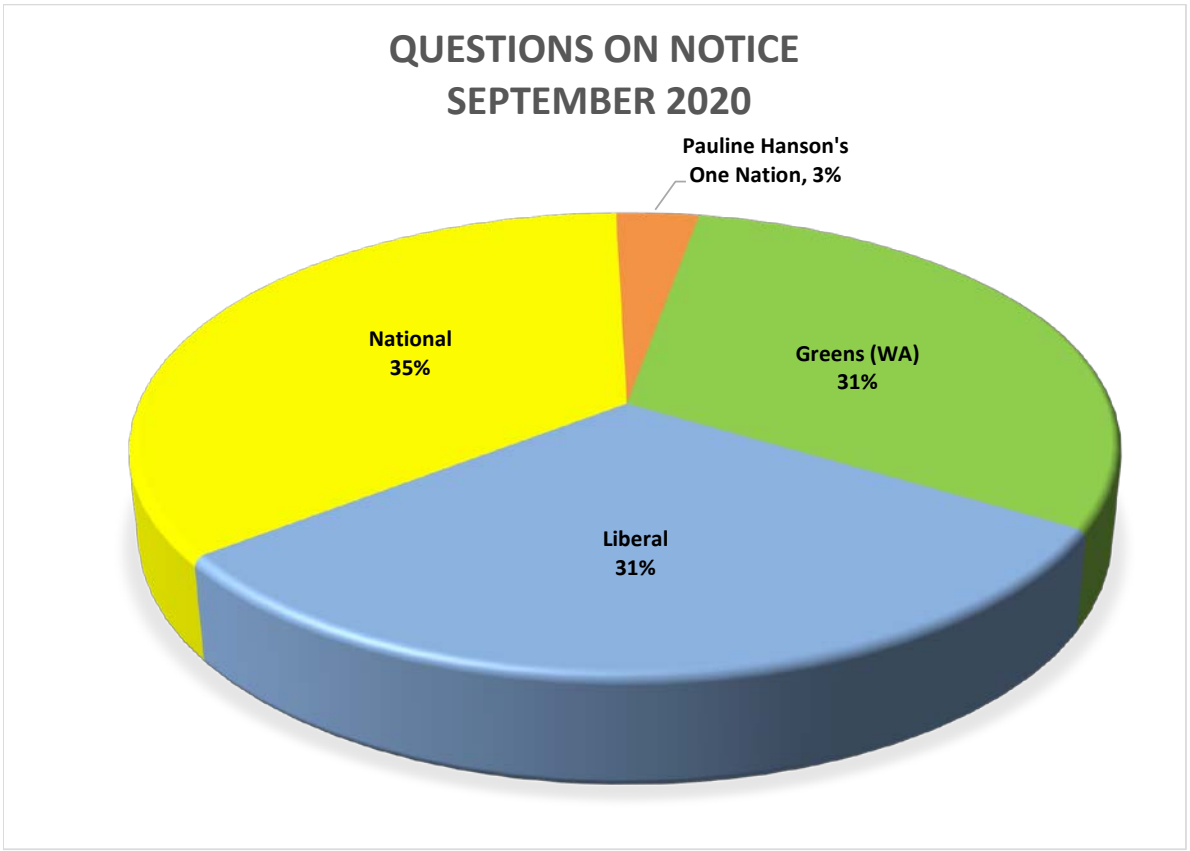
QUESTIONS ON NOTICE
SEPTEMBER 2020
Pauline Hanson's One Nation, 3%
National 35%
Greens (WA) 31%
Liberal 31%

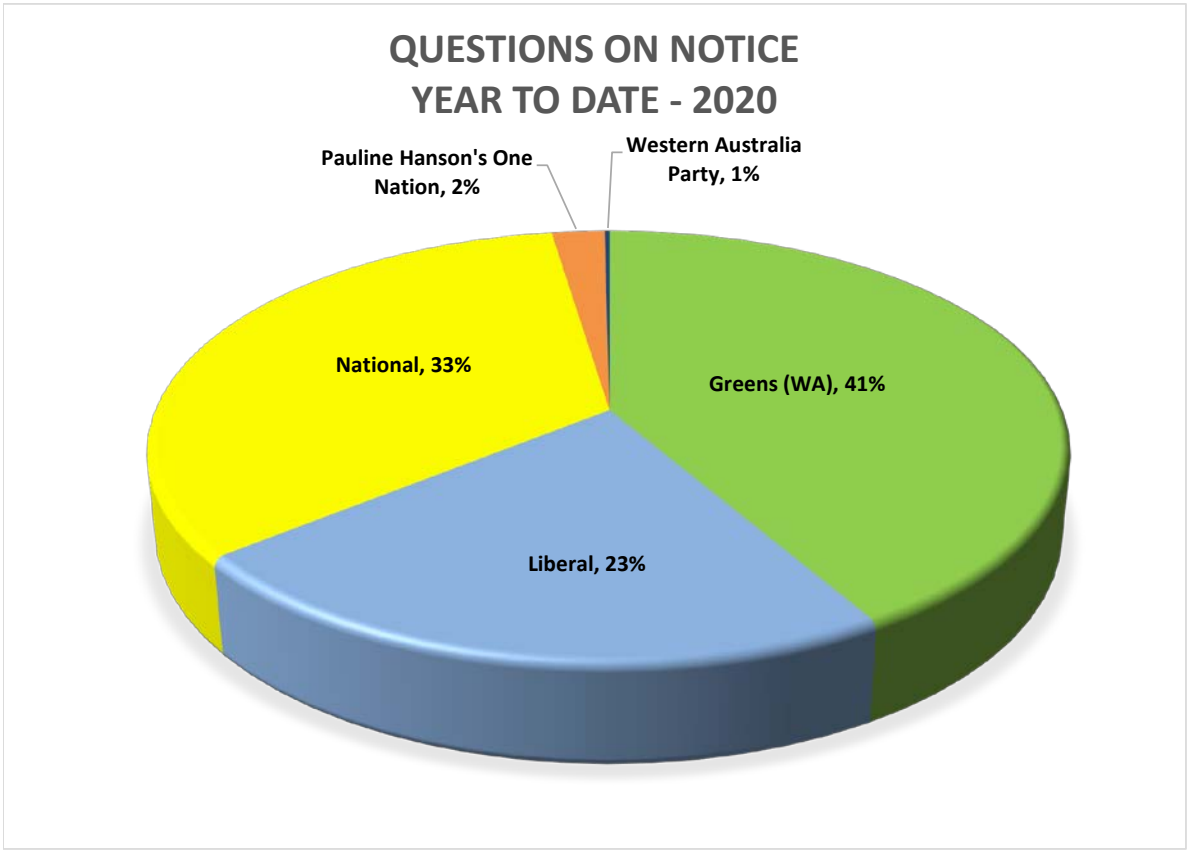
QUESTIONS ON NOTICE
YEAR TO DATE - 2020
Pauline Hanson's One Nation, 2%
Western Australia Party, 1%
National, 33%
Greens (WA), 41%
Liberal, 23%

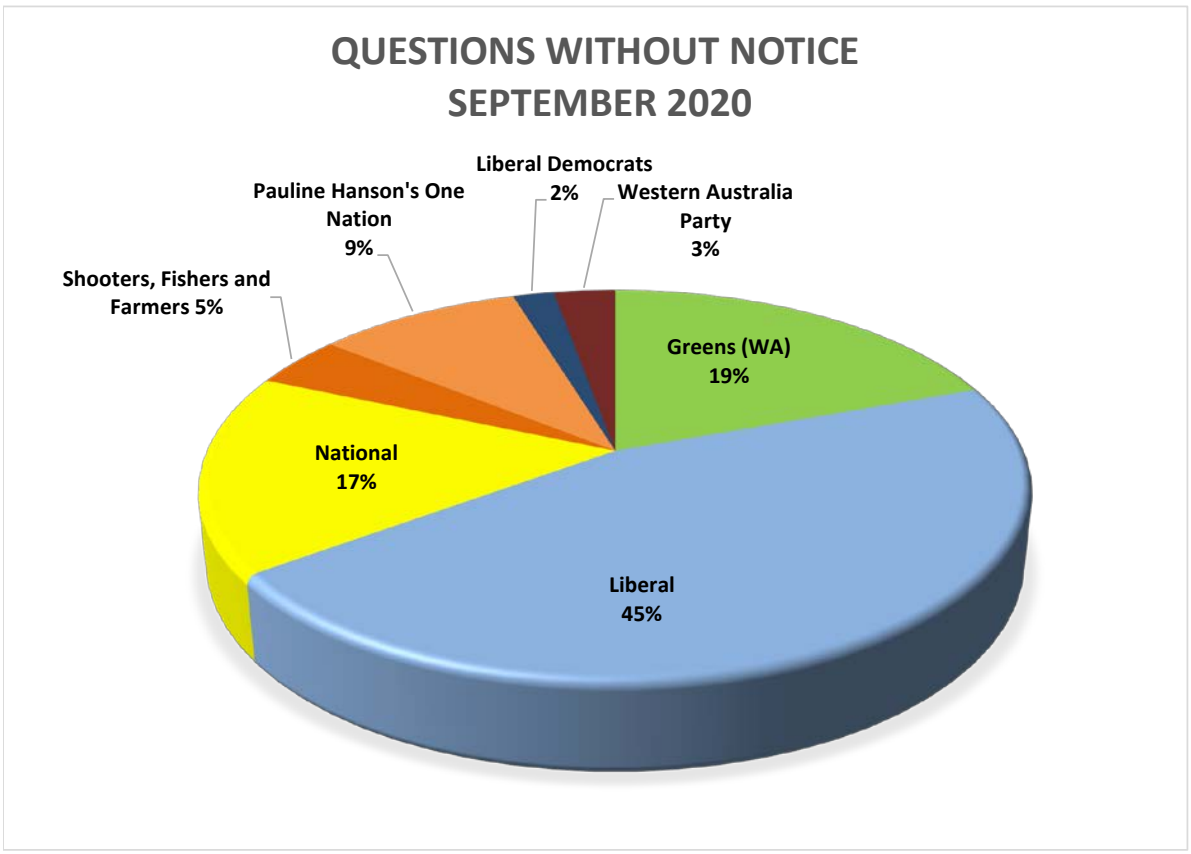
QUESTIONS WITHOUT NOTICE
SEPTEMBER 2020
Liberal Democrats
2%
Western Australia
Party
3%
Pauline Hanson's One
Nation
9%
Shooters, Fishers and
Farmers 5%
Greens (WA)
19%
National
17%
Liberal
45%

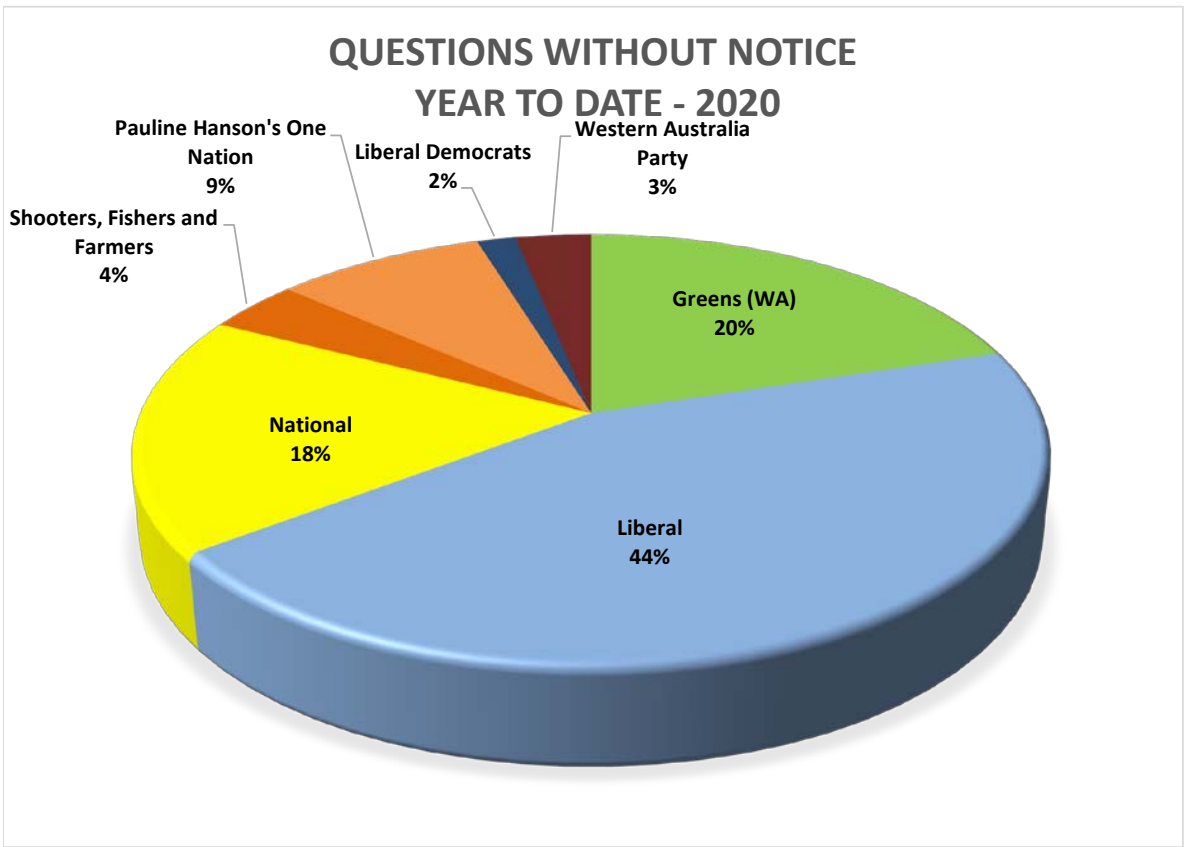
QUESTIONS WITHOUT NOTICE
YEAR TO DATE - 2020
Pauline Hanson's One
Nation
9%
Liberal Democrats
2%
Western Australia
Party
3%
Shooters, Fishers and
Farmers
4%
Greens (WA)
20%
National
18%
Liberal
44%

## BUSINESS TRANSACTED IN THE COUNCIL SEPTEMBER 2020 (% OF TIME)

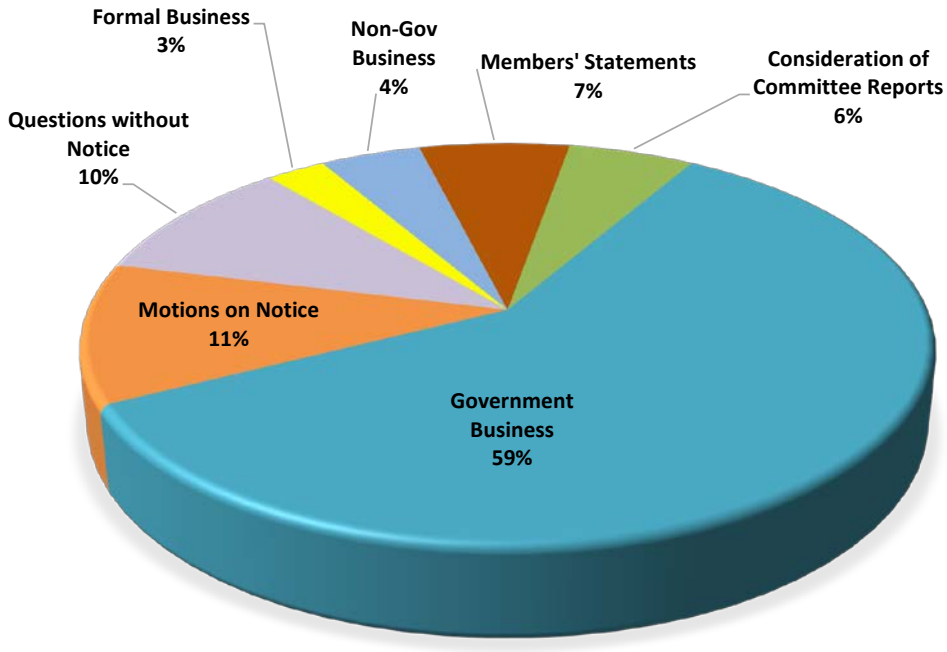

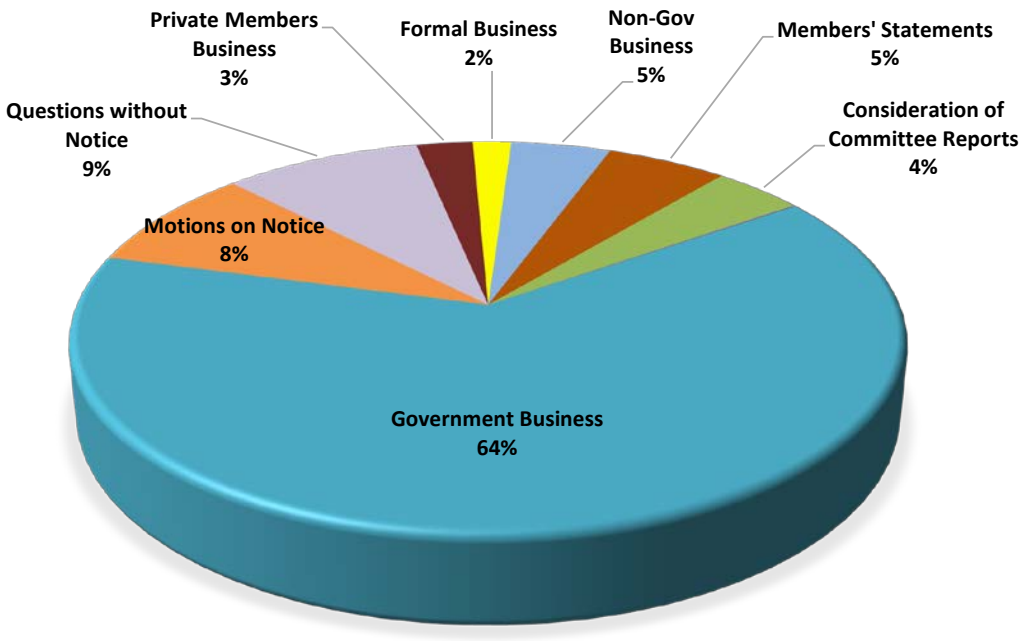
## BUSINESS TRANSACTED IN THE COUNCIL YEAR TO DATE - 2020 (% OF TIME)