



**THIRTY-SEVENTH PARLIAMENT**

**WORK OF LEGISLATIVE COUNCIL  
COMMITTEES IN 2006  
1 JANUARY 2006 TO 31 DECEMBER 2006**

Published by authority of the  
Clerk of the Legislative Council of Western Australia

August 2007

**LEGISLATIVE COUNCIL COMMITTEE OFFICE**

**WORK OF LEGISLATIVE COUNCIL COMMITTEES IN 2006**

**1 JANUARY 2006 - 31 DECEMBER 2006**

**Address:**

Parliament House, Perth WA 6000, Telephone (08) 9222 7222

[lcco@parliament.wa.gov.au](mailto:lcco@parliament.wa.gov.au)

Website: <http://www.parliament.wa.gov.au>

**ISBN 1 921243 20 1**

## CONTENTS

|   |   |           |
|---|---|-----------|
| 1 | ANNUAL STATISTICS .....   | 1         |
| 2 | BACKGROUND .....  | 1         |
|   | The Legislative Council Committee Office .....  | 1         |
|   | The committee system .....  | 1         |
| 3 | COMMITTEE HIGHLIGHTS 2006 .....   | 3         |
|   | Second year of the 37 <sup>th</sup> Parliament.....                                       | 3         |
|   | Select committees .....   | 4         |
|   | Inquiries and reports.....  | 4         |
|   | Procedural matters.....   | 5         |
|   | Staffing matters .....  | 6         |
|   | Accommodation .....   | 6         |
| 4 | TRAVEL.....   | 6         |
|   | Committee related travel .....  | 6         |
|   | Staff travel .....  | 7         |
| 5 | NOTE ON STATISTICS AND KEY TO ABBREVIATIONS .....   | 7         |
|   | Note on statistics .....  | 7         |
|   | Delegated Legislation Joint Standing Committee .....                                      | 7         |
|   | Procedure and Privileges Committee .....  | 8         |
|   | Select committees.....  | 8         |
|   | Key to abbreviations .....  | 8         |
|   | Standing committees .....   | 8         |
| 6 | CONCLUSION .....  | 9         |
|   | <b>APPENDIX 1 STANDING COMMITTEES 2006.....</b>   | <b>11</b> |
|   | <b>APPENDIX 2 COMPARISON: 2004, 2005, 2006.....</b>                                       | <b>19</b> |
|   | <b>APPENDIX 3 SELECT COMMITTEES 2006 AND COMPARISON: 2004, 2005, 2006</b><br><b>.....</b> | <b>25</b> |
|   | <b>APPENDIX 4 TRAVEL STATISTICS 2006 AND COMPARISON: 2004, 2005, 2006..</b>               | <b>33</b> |



## WORK OF LEGISLATIVE COUNCIL COMMITTEES IN 2006

1 JANUARY 2006 - 31 DECEMBER 2006

---

### 1 ANNUAL STATISTICS

- 1.1 This report represents the third year of publishing annual statistics for the Legislative Council Committee Office (**LCCO**). The Legislative Council Chamber (**House or Chamber**) publishes a similar report which also covers the calendar year, and together the two reports provide a statistical overview of the work of the Department of the Legislative Council (**Department**).
- 1.2 The Department also publishes an annual report in which the statistics for both committees and the Chamber are updated, providing Members and the public with regular six-monthly overviews. This manner of reporting (calendar year and financial year) has become more meaningful as the Government has decided not to prorogue on an annual basis during a Parliament.
- 1.3 For details of individual committees and their work during 2006 refer to each committee's annual report.<sup>1</sup>

### 2 BACKGROUND

#### The Legislative Council Committee Office

- 2.1 The purpose of the LCCO is to provide high quality advice, research, administrative and executive services to parliamentary committees which are served by the Legislative Council.
- 2.2 The LCCO's motive for gathering statistics is to help it provide better and more relevant services to Members and the public.

#### The committee system

- 2.3 The year 2006 saw the most consistent year of committee work since the inception of these reports. In 2004, leading up to the February 2005 election, committees tabled many reports prior to the end of the Parliament. In 2005, the first year of the thirty-seventh Parliament, the committee system was reviewed and realigned. This meant

---

<sup>1</sup> Go to the Parliament website and choose Current Committees (<http://www.parliament.wa.gov.au>). See the report list of each Legislative Council Committee for its annual report published at the end of 2006 or beginning of 2007. The Procedure and Privileges Committee and select committees do not table annual reports.

that during 2005 the committee system operated for part of the year under an old regime and the rest of the year under the new configuration with the result that the comparative value of statistics was affected.

2.4 In 2006, the LCCO administered five standing committees and one joint standing committee. It also assisted with the administration of the Procedure and Privileges Standing Committee, although that committee is mainly resourced out of the Clerk's Office. Three select committees (committees which cease to exist once they have reported) were supported over the course of the year.

2.5 Statistics enable a comparison and contrast of committee work over the years. As noted above at paragraphs 2.3 and 2.4, the committee system has changed since the inception of these reports. Figure 1 clarifies the committees in operation in previous years and provides context for the comparative statistics.

**Figure 1**

**Comparison of the committee system in 2004 / first half of 2005 and the second half of 2005 / all of 2006**

| Responsibility            | 2004 / first half of 2005                   | Second half of 2005 / all of 2006                                    |
|---------------------------|---|--|
| Budget Estimates Hearings | Estimates Committee <sup>2</sup>            | Estimates and Financial Operations Committee (new Committee in 2005) |
| Delegated Legislation     | Delegated Legislation Committee             | Delegated Legislation Committee (unchanged)                          |
| Environment               | Environment and Public Affairs Committee    | Environment and Public Affairs Committee (reformed <sup>3</sup> )    |
| Finance                   | Public Administration and Finance Committee | Estimates and Financial Operations Committee (new Committee in 2005) |
| Legislation               | Legislation Committee                       | Legislation Committee (reformed <sup>4</sup> )                       |

<sup>2</sup> Committee of the whole House created via Sessional Order.

<sup>3</sup> Reformed as 5-member Committee from previous 7-member Committee.

<sup>4</sup> The Legislation Committee was reformed with the major change being that the term of reference regarding the revision of bills which amend statute law by repealing spent, unnecessary or superseded Acts and by making miscellaneous minor amendments to various Acts ('omnibus bills') was transferred to the Uniform Legislation and Statutes Review Committee.

| Responsibility        | 2004 / first half of 2005                          | Second half of 2005 / all of 2006  |
|-----------------------|--|--|
| Petitions             | Environment and Public Affairs Committee           | Environment and Public Affairs Committee (reformed <sup>5</sup> )          |
| Public Administration | Public Administration and Finance Committee        | Public Administration Committee (reformed <sup>6</sup> )                   |
| Statutes Revision     | unallocated  | Uniform Legislation and Statutes Review Committee (reformed <sup>7</sup> ) |
| Uniform Legislation   | Uniform Legislation and General Purposes Committee | Uniform Legislation and Statutes Review Committee (reformed <sup>8</sup> ) |

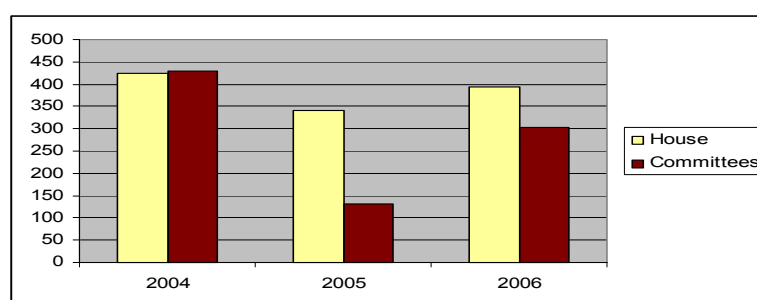
### 3 COMMITTEE HIGHLIGHTS 2006

#### Second year of the 37<sup>th</sup> Parliament

- 3.1 March 2006 saw the appointment of a new Clerk, Mia Betjeman, to the Legislative Council. Ms Betjeman was formerly a Clerk Assistant (Committees) located in the LCCO, with eight years of parliamentary experience before her appointment as Clerk.
- 3.2 Committees worked steadily in 2006 without the possible effects of interruptions due to an election (as was the case in 2004) or the need to refocus due to committee realignments (as occurred in 2005). The number of hours that committees sat therefore rose in comparison to 2005, but did not reach the heights of 2004, when committees met many times to finalise reports prior to the election.

**Figure 2**

#### Comparison of House and Committee hours for 2004, 2005 and 2006



<sup>5</sup> Reformed as 5-member committee from previous 7-member committee.

<sup>6</sup> The Committee's financial operations function was transferred to the newly formed Estimates and Financial Operations Committee.

<sup>7</sup> Reformed as 4-member committee from previous 3-member committee. The Committee acquired a term of reference regarding scrutinising omnibus bills (see footnote 4 above).

### Select committees

- 3.3 The Select Committee on the Adequacy of Foster Care Assessment Procedures by the Department for Community Development established in September 2005 reported on 24 August 2006. The Committee made 24 unanimous recommendations and one 'majority recommendation' supported by two of the three Committee Members.
- 3.4 The Select Committee on the Department of Education and Training was formed on 15 November 2006 and tabled its report on 7 December 2006. In that time, the Committee heard evidence from 22 witnesses during 26 hearings over 5 days. The Committee undertook to report quickly in order to clear matters which included whether the Minister had lied to the House about her stated lack of knowledge of a Corruption and Crime Commission inquiry into her Department and whether the resignation of senior departmental staff had been forced. In recent history, only one other committee has reported in a shorter time frame in the Legislative Council.<sup>9</sup>
- 3.5 A third select committee, the Select Committee on Public Obstetric Services, was formed in May 2006. The Committee has sought extensions of time in which to report to the House and is currently due to report in August 2007.

### Inquiries and reports

- 3.6 Standing committees tabled 32 reports in 2006. Of these, six were annual reports or overview reports. Twelve reports were tabled in relation to bills - including two by a committee other than the Legislation Committee and the Uniform Legislation and Statutes Review Committee. These reports were tabled by the Estimates and Financial Operations Committee.
- 3.7 The Government responded to four reports which required a response under Standing Order 337, all of which have been tabled and posted on the website with the relevant committee report. Of these responses, two were received within the required 4 month period and two were late.
- 3.8 The Public Administration Committee resolved to commence an own motion inquiry into the Governance of Western Australia's Water Resources, which in part continues an inquiry by the former Public Administration and Finance Committee that was unreported due to the prorogation of the 36th Parliament.
- 3.9 The Uniform Legislation and Statutes Review Committee identified issues relating to fundamental legislative principles when reviewing legislation. These included: the privilege against self-incrimination; strict liability offences (which involve penalising someone for an action whether or not they have guilty intent); the principle of the

---

<sup>8</sup> Ibid.

<sup>9</sup> The Select Committee on Native Title Legislation, which reported in 10 days in 1998.



---

‘right to silence’; and whether a bill ensures that the Legislative Council will have sufficient power to scrutinise resulting delegated legislation.

### **Procedural matters**

- 3.10 Sessional Orders were adopted in March 2006 which provided for the commencement of the House on Wednesdays at 2.00pm instead of 4.00pm. This affected the ability of committees to meet on a sitting Wednesday as required by Standing Orders because of the lack of available rooms. In addition Members appointed to more than one committee had difficulty accommodating all committee commitments without a clash in meeting times.
- 3.11 In November 2005 the Public Administration Committee commenced a new initiative, involving systematic scrutiny of all statutory office holder reports with a view to identifying subject matter for further investigation. This initiative resulted in the Committee tabling a report titled *Compliance of the Department of Health with Recommendations of the Auditor General's 2001 Report on Life Matters: Management of Deliberate Self-Harm in Young People*.<sup>10</sup>
- 3.12 Terms of reference for the Legislation Committee were amended by the Legislative Council in September 2006. The Committee is now prohibited from scrutinising the policy of a bill unless otherwise ordered by the House. Standing Orders of the Legislative Council also reflect this restriction on an inquiry into the policy of a bill by any standing committee: SO 230B.
- 3.13 The Estimates and Financial Operations Committee commenced its first full year of scrutinising the annual estimates of expenditure laid before the Legislative Council since the committee was reinstated in 2005.<sup>11</sup> The Committee adopted a procedure of holding hearings throughout the year (ongoing hearings); and intensive hearings on one day after the budget papers are tabled in the House (annual hearings).
- 3.14 A ruling from the President pursuant to SO 327 was requested and received by the Environment and Public Affairs Committee in regard to whether it could refer a petition on a birthing centre to the Public Obstetrics Services Select Committee. Under standing orders the committee can refer a petition to another committee where the “*subject matter of the petition is within the competence of that committee*”. The President ruled that the petition in question did not fall within the Select Committee’s terms of reference.

---

<sup>10</sup> Report 2, September 2006.

<sup>11</sup> The Legislative Council previously had a Standing Committee on Estimates and Financial Operations from 1989 to 2001.

### **Staffing matters**

- 3.15 Seven staff were recruited during 2006. This high recruitment activity was due to a number of factors including: the departure of five staff members (one, due to a promotion as Clerk, and one Articled Clerk, who can only work at the LCCO for six months as permitted by the Legal Practice Board); the award of a Higher Duty Allowance for one staff member, and a need to back-fill that position on a temporary basis; an increase in the number of LCCO staff to cover the newly formed Estimates and Financial Operations Committee; and the recruitment of a number of part-time staff to fill full-time vacancies.
- 3.16 Due to the increase in staff numbers, the LCCO was unable to recruit an Articled Clerk due to a lack of available office space.

### **Accommodation**

- 3.17 As mentioned above, the lack of space at the LCCO reached a critical point during 2006 both in terms of accommodation for staff, and availability of meeting rooms. The combination of an extra standing committee, the appointment of select committees and sessional orders which included the House sitting at 2.00pm on a Wednesday instead of the usual 4.00pm, all contributed to make it very difficult for committees to complete their meeting agendas on a Wednesday prior to the House meeting. Extra committees meant that a number of Members appointed to more than one committee needed to manage their time between committees. Meeting rooms at Parliament were used to accommodate meetings when there were no rooms available at the LCCO.
- 3.18 Due to these difficulties, the Department began a process of assessing options for alternative accommodation in the vicinity of Parliament House. Preliminary plans were drawn up and funds sought to secure and fit-out new premises. In addition to more appropriately configured meeting rooms for hearings, the plans included meeting rooms suitable for 'deliberative' meetings.

## **4 TRAVEL**

### *Committee related travel*

- 4.1 The following committee related travel occurred during 2006:
- Members and staff of the Estimates and Financial Operations Committee and Public Administration Committee attended the *Annual Conference of the Australasian Study of Parliament Group (ASPG)* in Wellington, New Zealand from 28 - 30 September 2006.

- 
- The Chair of the Environment and Public Affairs Committee attended the 11<sup>th</sup> *Annual Conference of Parliamentary Public Works and Environment Committees* in Queensland from 24 - 28 July 2006.
  - An Advisory Officer for the Estimates and Financial Operations Committee attended the *Australasian Council of Public Accounts Committees Mid-Term Conference* held from 26 - 28 April 2006, in Alice Springs.
  - The Environment and Public Affairs Committee conducted a site visit in relation to an inquiry into a Petition into the Proposed Marina at Point Peron.
  - The Legislation Committee visited Langford House in relation to the Parental Support and Responsibility Bill 2005.

#### *Staff travel*

- 4.2 A number of staff travelled interstate to attend professional development conferences including:
- attendance at the *Legislatures and the Protection of Human Rights Conference* in Melbourne; and
  - attendance at the Australian Institute of Administrative Law *Administrative Law Forum* held on the Gold Coast in Queensland.
- 4.3 The total spent on staff travel for professional development purposes (including conference fees) was \$3 420.

## **5 NOTE ON STATISTICS AND KEY TO ABBREVIATIONS**

### **Note on statistics**

- 5.1 Due to the reconfiguration of the committee system in 2005 some committees ceased to exist and new ones were formed (see Figure 1). In the comparative statistics, the committees with terms of reference most similar between the old system and the reconfigured system have been combined in 2005 and compared over 2004, 2005 and 2006.

#### *Delegated Legislation Joint Standing Committee*

- 5.2 The Delegated Legislation Committee is treated like other Legislative Council standing committees for the purpose of this report. It is a committee comprising of both Legislative Council and Legislative Assembly Members, administered by the LCCO.

*Procedure and Privileges Committee*

5.3 The Procedure and Privileges Committee is included in the statistics although its functions are very different to other committees. Whereas most committees may consider matters relating to the scrutiny of executive government and liaise with the public, the Procedure and Privileges Committee mainly considers matters of internal parliamentary administration, particularly the review of parliamentary procedure and privilege.

5.4 Because of the nature of its work the inclusion of the Procedure and Privileges Committee in the statistics tends to bring the overall totals and averages of the statistics down. It is also of note that this Committee is advised by the Clerk, Deputy Clerk and Clerk Assistant(s). The LCCO provides some administrative assistance.

*Select committees*

5.5 Statistics for select committees are collected over the 'life' of the committee - not just for the calendar or financial year, and therefore are not strictly comparable to standing committees. Select committees often operate over part of a number of years and therefore affect statistical totals and averages.

5.6 For this reason select committees statistics are treated separately and can be found in Appendix 3. Only select committees which reported in 2006 have been included in the statistics for 2006, and they have been compared in the comparative statistics to committees which reported in 2004. No select committee reported in 2005, although the Select Committee on the Adequacy of Foster Care Assessment Procedures by the Department for Community Development was established in that year. The Select Committee on Public Obstetric Services has not been included in the statistics for 2006, because, although it was operating, it did not report.

**Key to abbreviations**

*Standing committees*

| Code | Name of Committee   | Dates for comparison                 |
|------|---|--------------------------------------|
| DG   | <u>Current</u> Delegated Legislation Committee              | 2004 to 2006 (created 28/06/2001)    |
| EP   | <u>Former</u> Environment and Public Affairs Committee      | 2004 → 17/08/05 (created 24/05/2001) |
| EF   | <u>Current</u> Estimates and Financial Operations Committee | 30/06/05 →                           |
| EV   | <u>Current</u> Environment and Public Affairs Committee     | 17/08/05 →                           |

| Code | Name of Committee  | Dates for comparison                 |
|------|--|--------------------------------------|
| LN   | <u>Former</u> Legislation Committee                              | 2004 → 17/08/05 (created 24/05/2001) |
| LS   | <u>Current</u> Legislation Committee                             | 17/08/05 →                           |
| PC   | <u>Current</u> Public Administration Committee                   | 17/08/05 →                           |
| PF   | <u>Former</u> Public Administration and Finance Committee        | 2004 → 17/08/05 (created 24/05/2001) |
| PP   | <u>Current</u> Procedure and Privileges Committee                | 2004 to 2005 (created 24/05/2001)    |
| UG   | <u>Former</u> Uniform Legislation and General Purposes Committee | 2004 → 17/08/05 (created 11/04/2002) |
| US   | <u>Current</u> Uniform Legislation and Statutes Review Committee | 17/08/05 →                           |

## 6 CONCLUSION

- 6.1 The LCCO welcomes feedback from Members on the matters raised and statistics presented in this report.
- 6.2 Should you have any suggestions for improvement or wish to discuss any aspect of the information presented in this report please telephone Kelly Campbell, Executive Officer (Committees), on 9222 7403 or Paul Grant, Clerk Assistant (Committees), on 9222 7294.



**APPENDIX 1**  
**STANDING COMMITTEES 2006**



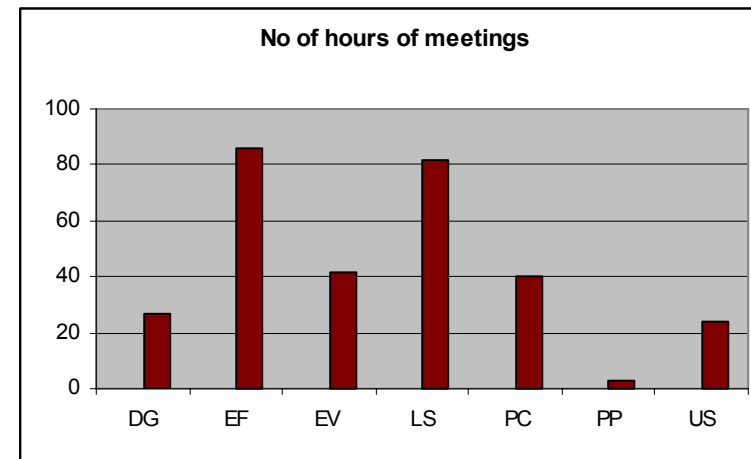
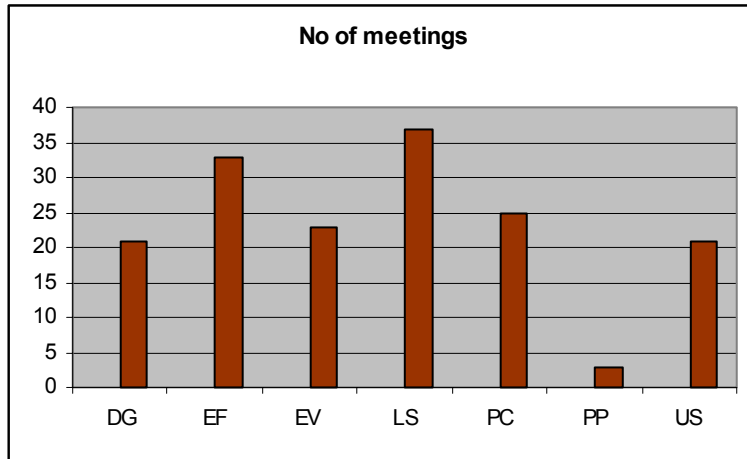


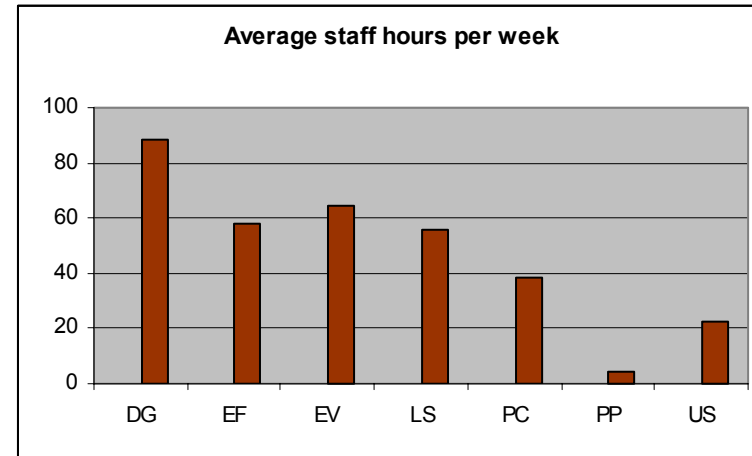
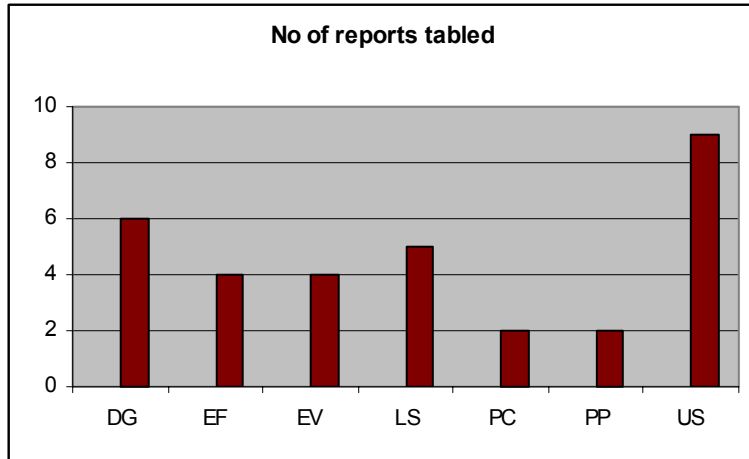
## APPENDIX 1 STANDING COMMITTEES 2006

See page 8 for key to abbreviations.

### Key Items

| <i>Key Items</i>             | DG    | EF    | EV    | LS    | PC    | PP   | US    | Total | Average |
|------------------------------|-------|-------|-------|-------|-------|------|-------|-------|---------|
| No of meetings               | 21    | 33    | 23    | 37    | 25    | 3    | 21    | 163   | 23      |
| No of hours of meetings      | 26.66 | 85.82 | 41.31 | 81.59 | 40.15 | 2.78 | 23.84 | 302   | 43      |
| No of reports tabled         | 6     | 4     | 4     | 5     | 2     | 2    | 9     | 32    | 5       |
| Average staff hours per week | 88.47 | 57.99 | 64.79 | 55.56 | 38.71 | 4.43 | 22.50 | n/a   | 47      |





**General Items**

| <b>Meetings</b>                                       | <b>DG</b> | <b>EF</b> | <b>EV</b> | <b>LS</b> | <b>PC</b> | <b>PP</b> | <b>US</b> | <b>Total</b> | <b>Average</b> |
|---|-----------|-----------|-----------|-----------|-----------|-----------|-----------|--------------|----------------|
| No of meetings  | 21        | 33        | 23        | 37        | 25        | 3         | 21        | 163          | 23             |
| No of hours of meetings                               | 26.66     | 85.82     | 41.31     | 81.59     | 40.15     | 2.78      | 23.84     | 302          | 43             |
| No of meetings/hearings in sitting weeks              | 18        | 26        | 21        | 22        | 25        | 3         | 19        | 134          | 19             |
| No of hours of meetings/hearings in sitting weeks     | 22.58     | 65.09     | 34.89     | 41.92     | 40.15     | 2.78      | 20.17     | 228          | 33             |
| No of meetings/hearings in non-sitting weeks          | 3         | 7         | 2         | 15        | 0         | 0         | 2         | 29           | 4              |
| No of hours of meetings/hearings in non-sitting weeks | 4.08      | 20.73     | 6.42      | 39.67     | 0         | 0         | 3.67      | 75           | 11             |
| No of public hearings                                 | 2         | 22        | 7         | 24        | 6         | 0         | 8         | 69           | 10             |

| <b>Meetings</b>                       | <b>DG</b> | <b>EF</b> | <b>EV</b> | <b>LS</b> | <b>PC</b> | <b>PP</b> | <b>US</b> | <b>Total</b> | <b>Average</b> |
|---------------------------------------|-----------|-----------|-----------|-----------|-----------|-----------|-----------|--------------|----------------|
| No of hours of public hearings        | 1.25      | 35.51     | 6.09      | 20.42     | 7.51      | 0         | 7.07      | 78           | 11             |
| No of private hearings                | 2         | 1         | 2         | 0         | 2         | 0         | 1         | 8            | 1              |
| No of hours of private hearings       | 1.25      | 0.92      | 2.45      | 0         | 2.74      | 0         | 0.33      | 8            | 1              |
| No of witnesses                       | 7         | 159       | 13        | 51        | 15        | 0         | 20        | 265          | 38             |
| No of sub committee meetings          | 0         | 4         | 0         | 0         | 0         | 0         | 0         | 4            | 1              |
| No of hours of sub committee meetings | 0         | 13        | 0         | 0         | 0         | 0         | 0         | 13           | 2              |

| <b>Reports</b>                             | <b>DG</b> | <b>EF</b> | <b>EV</b> | <b>LS</b> | <b>PC</b> | <b>PP</b> | <b>US</b> | <b>Total</b> | <b>Average</b> |
|--|-----------|-----------|-----------|-----------|-----------|-----------|-----------|--------------|----------------|
| No of reports tabled                       | 6         | 4         | 4         | 5         | 2         | 2         | 9         | 32           | 5              |
| No of pages of reports tabled              | 128       | 139       | 131       | 288       | 172       | 17        | 478       | 1353         | 193            |
| No of copies of tabled reports printed     | 325       | 261       | 185       | 340       | 115       | 132       | 425       | 1783         | 255            |
| No of copies of tabled reports distributed | 295       | 256       | 165       | 332       | 102       | 126       | 380       | 1656         | 237            |
| No of Minority Reports tabled              | 0         | 0         | 0         | 0         | 0         | 0         | 0         | 0            | 0              |

| <b>Special Reports<sup>12</sup></b>                               | <b>DG</b> | <b>EF</b> | <b>EV</b> | <b>LS</b> | <b>PC</b> | <b>PP</b> | <b>US</b> | <b>Total</b> | <b>Average</b> |
|---|-----------|-----------|-----------|-----------|-----------|-----------|-----------|--------------|----------------|
| No of Proposal to Travel reports tabled                           | 0         | 1         | 0         | 0         | 0         | 0         | 0         | 1            | 0              |
| No of Special Reports tabled (incl request for extension of time) | 0         | 0         | 0         | 1         | 1         | 0         | 4         | 6            | 1              |

<sup>12</sup> Special reports are used by committees to address administrative or procedural matters - for example, to request an extension of time to table a report that is due in the House.

| <b>Special Reports<sup>12</sup></b>                             | <b>DG</b> | <b>EF</b> | <b>EV</b> | <b>LS</b> | <b>PC</b> | <b>PP</b> | <b>US</b> | <b>Total</b> | <b>Average</b> |
|---|-----------|-----------|-----------|-----------|-----------|-----------|-----------|--------------|----------------|
| No of Request for Extension of Time reports tabled              | 0         | 0         | 0         | 1         | 0         | 0         | 3         | 4            | 1              |
| Informing the House that the committee has commenced an inquiry | 0         | 0         | 0         | 0         | 1         | 0         | 1         | 2            | 0              |
| Other   | 0         | 0         | 0         | 0         | 0         | 0         | 0         | 0            | 0              |

| <b>Government Responses to Reports<sup>13</sup></b>           | <b>DG</b> | <b>EF</b> | <b>EV</b> | <b>LS</b> | <b>PC</b> | <b>PP</b> | <b>US</b> | <b>Total</b> | <b>Average</b> |
|---|-----------|-----------|-----------|-----------|-----------|-----------|-----------|--------------|----------------|
| No of government responses to reports received                | 1         | 0         | 1         | 0         | 0         | 0         | 0         | 2            | 0              |
| No of government responses outstanding (SO337) (incl overdue) | 2         | 0         | 2         | 0         | 0         | 0         | 1         | 5            | 1              |
| No of Government responses overdue                            | 0         | 0         | 1         | 0         | 0         | 0         | 1         | 2            | 0              |
| No of government responses received overdue                   | 0         | 0         | 1         | 0         | 0         | 0         | 0         | 1            | 0              |

<sup>13</sup> Standing Order 337 requires that the Government table a response to a committee report which recommends action by or seeks a response from the Government. The response is due within 4 months of the report being tabled.

| <i>Reports Subject to SO 337 with response due in 2006 or tabled in 2006 (or both)</i> | No of reports subject to SO 337 | No of responses requested | Received on time | Received late | Outstanding, but not overdue | Outstanding and overdue |
|--|---------------------------------|---------------------------|------------------|---------------|------------------------------|-------------------------|
| Report tabled in 2005, response due in 2006  | 3                               | 3                         | 2                | 1             | 0                            | 0                       |
| Report tabled in 2006, response due in 2006  | 0                               | 0                         | 0                | 0             | 0                            | 0                       |
| Report tabled in 2006, response due in 2007  | 2                               | 5                         | 0                | 0             | 5                            | 0                       |

| <i>Submissions</i>                  | DG | EF  | EV  | LS  | PC  | PP | US | Total | Average |
|-------------------------------------|----|-----|-----|-----|-----|----|----|-------|---------|
| No of submissions received          | 0  | 8   | 21  | 30  | 36  | 0  | 9  | 104   | 15      |
| No of pages of submissions received | 0  | 157 | 119 | 356 | 549 | 0  | 52 | 1233  | 176     |

| <i>Summonses</i>       | DG | EF | EV | LS | PC | PP | US | Total | Average |
|------------------------|----|----|----|----|----|----|----|-------|---------|
| No of Summonses issued | 0  | 0  | 0  | 0  | 0  | 0  | 0  | 0     | 0       |

| <b>Staff</b>                             | <b>DG</b> | <b>EF</b> | <b>EV</b> | <b>LS</b> | <b>PC</b> | <b>PP</b> | <b>US</b> | <b>Total</b> | <b>Average</b> |
|--|-----------|-----------|-----------|-----------|-----------|-----------|-----------|--------------|----------------|
| Average staff hours per week             | 88.47     | 57.99     | 64.79     | 55.56     | 38.71     | 4.43      | 22.50     | 332          | 47             |
| No of Advisory Officer hours             | 2479.5    | 1598      | 1450      | 1624      | 953.25    | 180       | 915       | 9200         | 1314           |
| No of Committee Clerk hours              | 1767      | 1183.5    | 1660      | 1033      | 905       | 32.5      | 575       | 7156         | 1022           |
| No of Articled Clerk hours               | 0         | 0         | 0         | 0         | 0         | 0         | 0         | 0            | 0              |
| No of temporary staff hours              | 0         | 2         | 0         | 10        | 0         | 0         | 0         | 12           | 2              |
| No of consultants/counsel                | 0         | 0         | 0         | 0         | 0         | 0         | 0         | 0            | 0              |
| No of consultants/counsel hours          | 0         | 0         | 0         | 0         | 0         | 0         | 0         | 0            | 0              |
| No of staff who have worked on committee | 9         | 6         | 2         | 6         | 3         | 4         | 8         | 38           | 5              |

**APPENDIX 2**  
**COMPARISON: 2004, 2005, 2006**

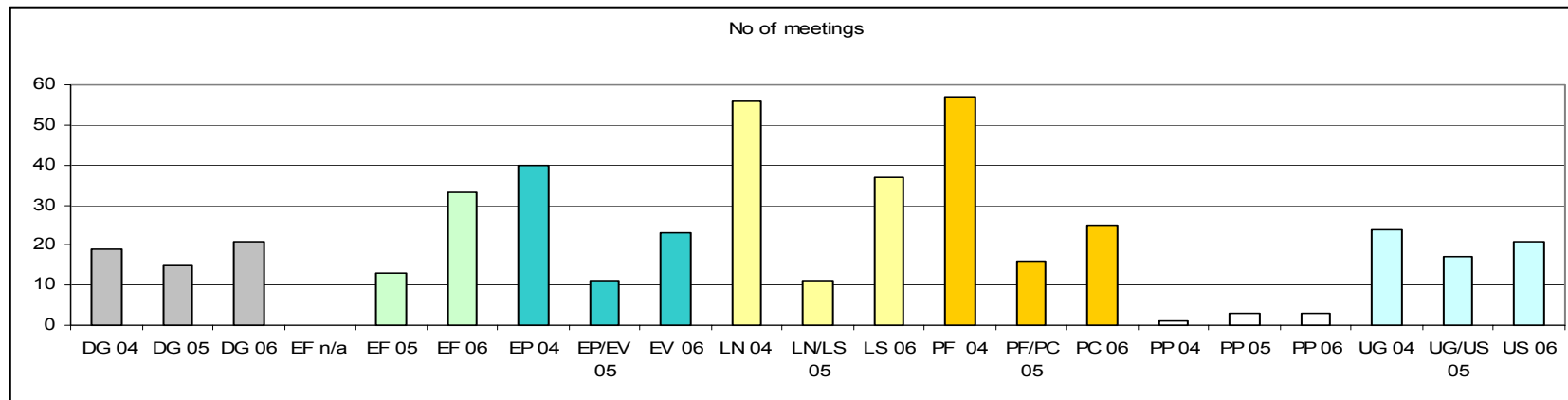




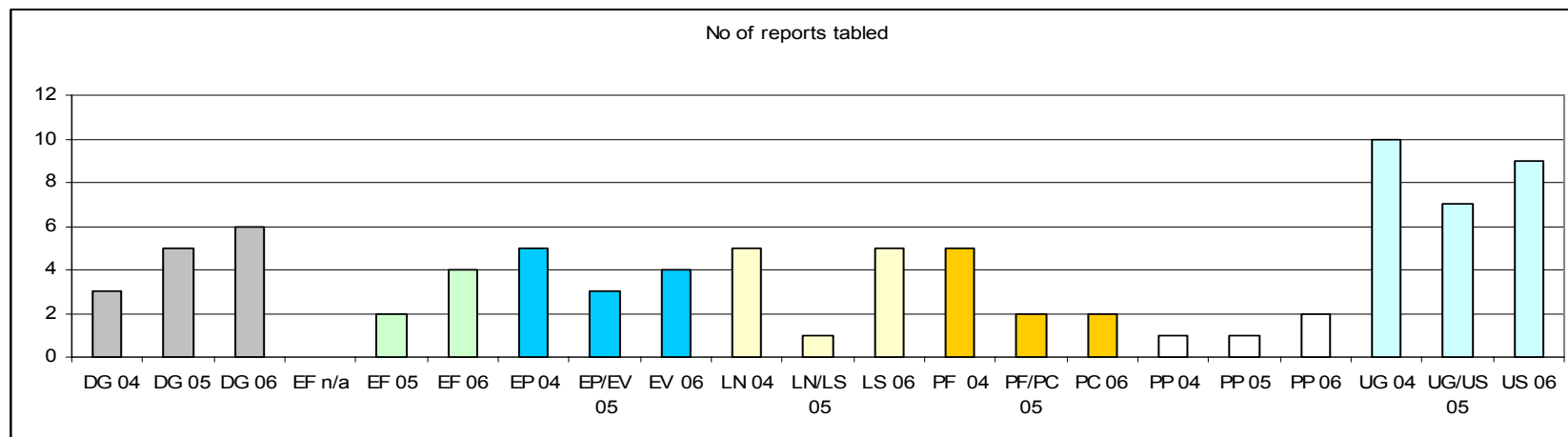
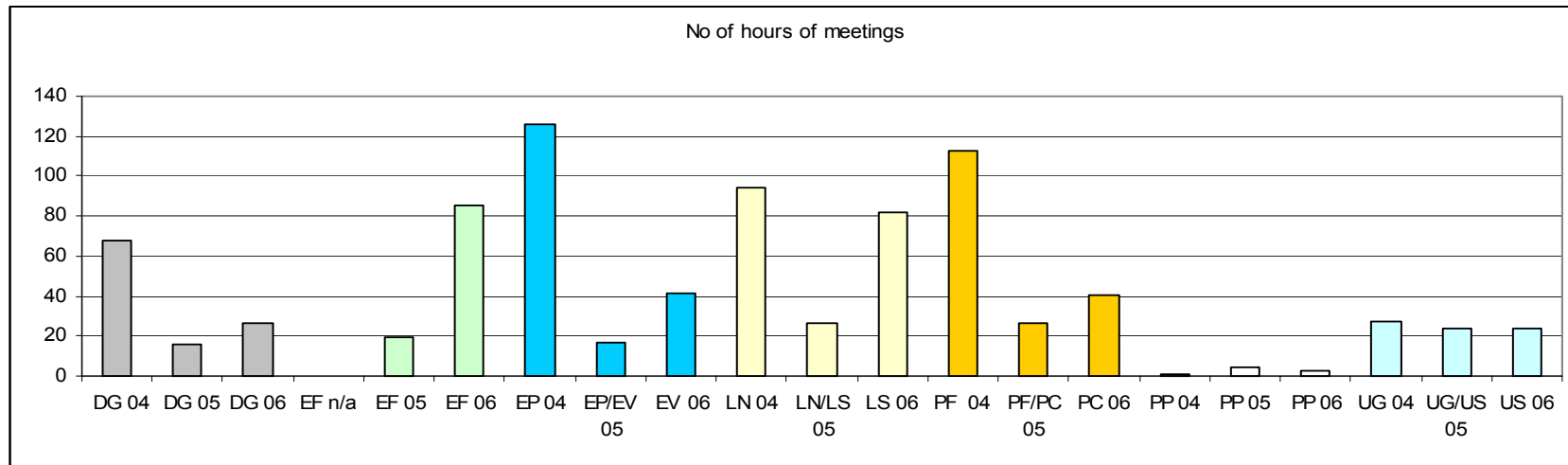
## APPENDIX 2

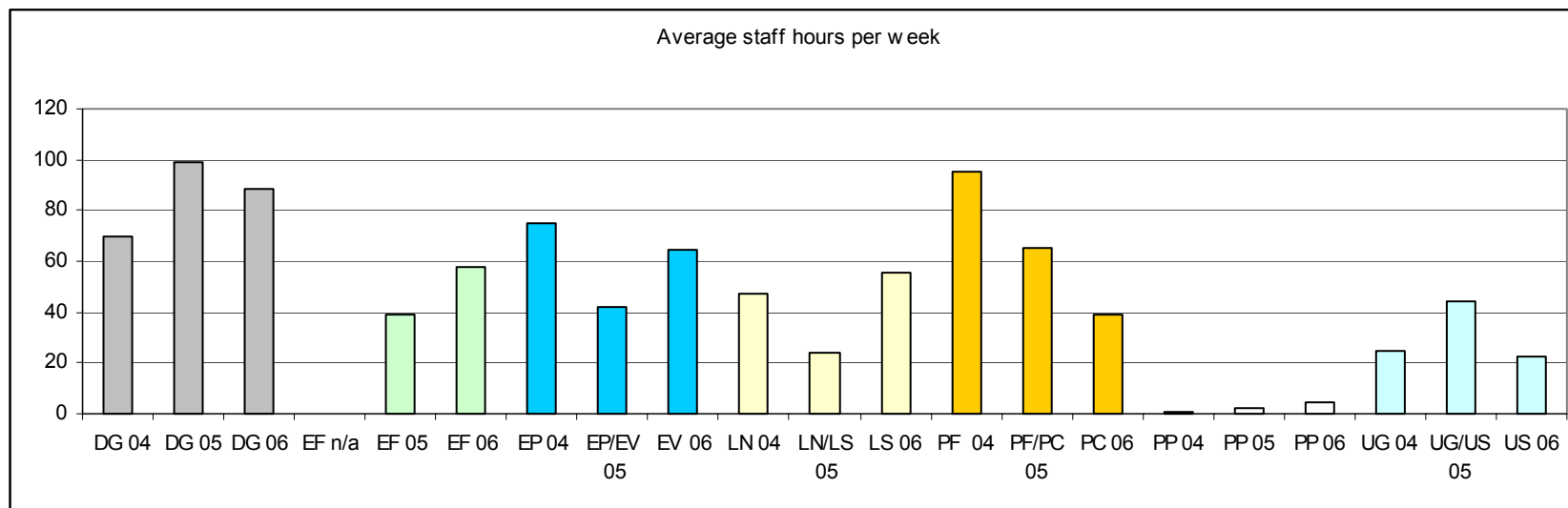
### COMPARISON: 2004, 2005, 2006

| <i>Key Items</i>             | DG 2004 | DG 2005 | DG 2006 | EF n/a | EF 2005 <sup>14</sup> | EF 2006 | EP 2004 | EP/EV 2005 | EV 2006 | LN 2004 | LN/LS 2005 | LS 2006 | PF 2004 | PF/PC 2005 | PC 2006 | PP 2004 | PP 2005 | PP 2006 | UG 2004 | UG/US 2005 | US 2006 |
|------------------------------|---------|---------|---------|--------|-----------------------|---------|---------|------------|---------|---------|------------|---------|---------|------------|---------|---------|---------|---------|---------|------------|---------|
| No of meetings               | 19      | 15      | 21      |        | 13                    | 33      | 40      | 11         | 23      | 56      | 11         | 37      | 57      | 16         | 25      | 1       | 3       | 3       | 24      | 17         | 21      |
| No of hours of meetings      | 68      | 16      | 26.66   |        | 19                    | 85.82   | 126     | 17         | 41.31   | 94      | 26         | 81.59   | 113     | 26         | 40.15   | 1       | 4       | 2.78    | 27      | 24         | 23.84   |
| No of reports tabled         | 3       | 5       | 6       |        | 2                     | 4       | 5       | 3          | 4       | 5       | 1          | 5       | 5       | 2          | 2       | 1       | 1       | 2       | 10      | 7          | 9       |
| Average staff hours per week | 70      | 99      | 88.47   |        | 39                    | 57.99   | 75.00   | 42         | 64.79   | 47      | 24         | 55.56   | 95      | 65         | 38.71   | 1       | 2       | 4.43    | 25      | 44         | 22.50   |



<sup>14</sup> Note that the Estimates and Financial Operations Committee was formed on 30 June 2005 and had no predecessor in 2004 or the first half of 2005.







**APPENDIX 3**  
**SELECT COMMITTEES 2006 AND**  
**COMPARISON: 2004, 2005, 2006**



**APPENDIX 3**  
**SELECT COMMITTEES 2006 AND**  
**COMPARISON: 2004, 2005, 2006**

---

**Key to abbreviations**

| Code  | Name of Committee   | Dates                   |
|-------|---|-------------------------|
| CN 04 | Select Committee on Advocacy for Children<br>(Appointment of a Commissioner for Children)                               | 11/06/2003 - 02/07/2004 |
| ET 06 | Select Committee into the Department of<br>Education and Training   | 15/11/2006 - 07/12/2006 |
| FC 06 | Select Committee on the Adequacy of Foster<br>Care Assessment Procedures by the<br>Department for Community Development | 21/09/2005 - 24/08/2006 |
| RS 04 | Select Committee on Reserves (Reserve<br>43131) Bill 2003   | 25/06/2003 - 18/11/2004 |
| WC 04 | Select Committee on Workers' Compensation   | 02/07/2004 - 17/11/2004 |

### Key Items for Select Committees which Reported in 2006

| <b>Key Items</b>             | <b>FC 06</b> | <b>ET 06</b> |
|------------------------------|--------------|--------------|
| No of meetings               | 21           | 11           |
| No of hours of meetings      | 51.91        | 25.96        |
| No of reports tabled         | 1            | 1            |
| Average staff hours per week | 44.76        | 131.50       |

### General Items for Select Committees which Reported in 2006

| <b>Meetings</b>                                       | <b>FC 06</b> | <b>ET 06</b> |
|---|--------------|--------------|
| No of meetings  | 21           | 11           |
| No of hours of meetings                               | 51.91        | 25.96        |
| No of meetings/hearings in sitting weeks              | 12           | 7            |
| No of hours of meetings/hearings in sitting weeks     | 20           | 11.23        |
| No of meetings/hearings in non-sitting weeks          | 9            | 4            |
| No of hours of meetings/hearings in non-sitting weeks | 31.91        | 14.73        |
| No of public hearings                                 | 14           | 26           |
| No of hours of public hearings                        | 11.59        | 12.48        |
| No of private hearings                                | 8            | 0            |
| No of hours of private hearings                       | 8.33         | 0            |



| <b>Meetings</b>                       | <b>FC 06</b> | <b>ET 06</b> |
|---------------------------------------|--------------|--------------|
| No of witnesses                       | 36           | 27           |
| No of sub committee meetings          | 0            | 0            |
| No of hours of sub committee meetings | 0            | 0            |

| <b>Reports</b>                             | <b>FC 06</b> | <b>ET 06</b> |
|--|--------------|--------------|
| No of reports tabled                       | 1            | 1            |
| No of pages of reports tabled              | 198          | 181          |
| No of copies of tabled reports printed     | 216          | 79           |
| No of copies of tabled reports distributed | 216          | 79           |
| No of Minority Reports tabled              | 0            | 0            |

| <b>Special Reports</b>  | <b>FC 06</b> | <b>ET 06</b> |
|---|--------------|--------------|
| No of Request for Funds to Travel reports tabled                  | 0            | 0            |
| No of Special Reports tabled (incl request for extension of time) | 1            | 0            |
| No of Request for Extension of Time reports tabled                | 0            | 0            |
| Informing the House that the committee has commenced an inquiry   | 0            | 0            |
| Other   | 0            | 0            |

| <b>Government Responses to Reports</b>                        | <b>FC 06</b> | <b>ET 06</b> |
|---|--------------|--------------|
| No of government responses to reports received                | 0            | 0            |
| No of government responses outstanding (SO337) (incl overdue) | 1            | 1            |
| No of Government responses overdue                            | 0            | 0            |
| No of government responses received overdue                   | 0            | 0            |

| <b>Reports Subject to SO 337 with response due in 2006 or tabled in 2006 (or both)<sup>15</sup></b> | <b>No of reports subject to SO 337</b> | <b>No of responses requested</b> | <b>Received on time</b> | <b>Received late</b> | <b>Outstanding, but not overdue</b> | <b>Outstanding and overdue</b> |
|---|--|----------------------------------|-------------------------|----------------------|-------------------------------------|--------------------------------|
| Report tabled in 2005, response due in 2006   | 0                                      | 0                                | 0                       | 0                    | 0                                   | 0                              |
| Report tabled in 2006, response due in 2006   | 1                                      | 1                                | 0                       | 1                    | 0                                   | 0                              |
| Report tabled in 2006, response due in 2007   | 1                                      | 1                                | 0                       | 0                    | 1                                   | 0                              |

| <b>Submissions</b>                  | <b>FC 06</b> | <b>ET 06</b> |
|-------------------------------------|--------------|--------------|
| No of submissions received          | 32           | 0            |
| No of pages of submissions received | 565          | 0            |

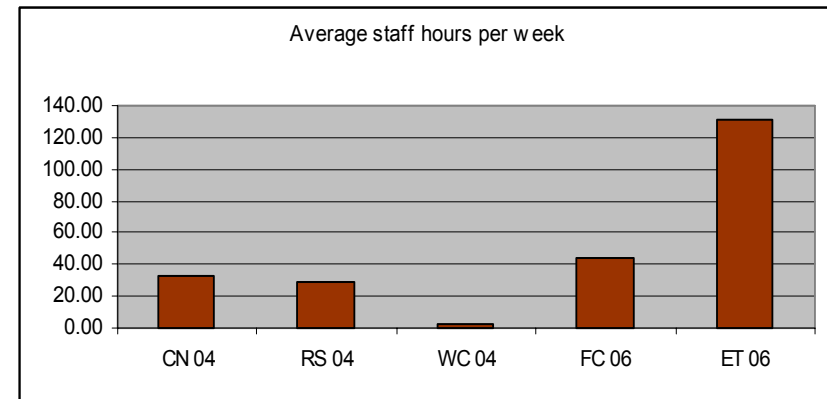
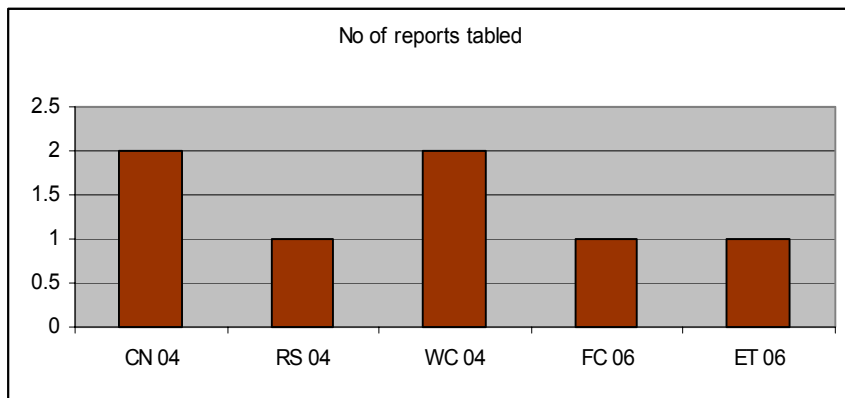
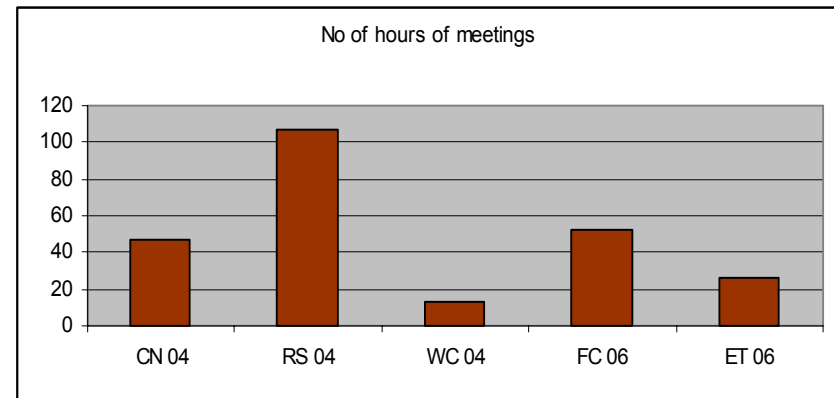
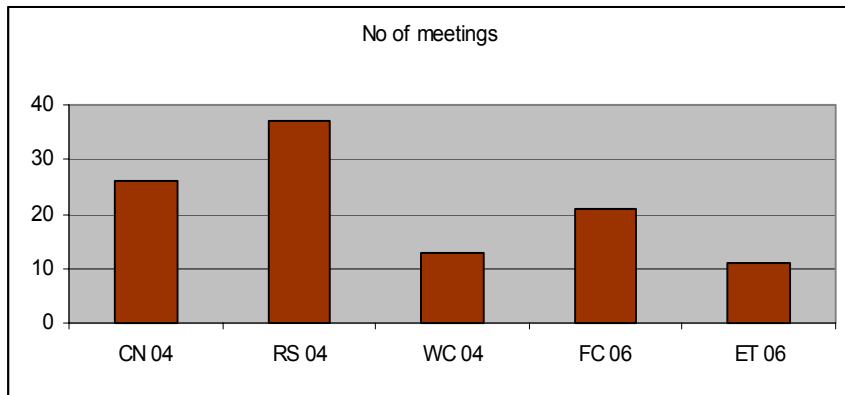
| <b>Summonses</b>       | <b>FC 06</b> | <b>ET 06</b> |
|------------------------|--------------|--------------|
| No of Summonses issued | 0            | 3            |

| <b>Staff</b>                             | <b>FC 06</b> | <b>ET 06</b> |
|--|--------------|--------------|
| Average staff hours per week             | 44.76        | 131.50       |
| No of Advisory Officer hours             | 1424         | 436          |
| No of Committee Clerk hours              | 630          | 90           |
| No of Articled Clerk hours               | 0            | 0            |
| No of temporary staff hours              | 5            | 0            |
| No of consultants/counsel                | 0            | 0            |
| No of consultants/counsel hours          | 0            | 0            |
| No of staff who have worked on committee | 6            | 0            |

### Key Item Comparison for Select Committees which Reported in 2004, 2005 and 2006

| <b>Key Items</b>             | <b>RS 04</b> | <b>CN 04</b> | <b>WC 04</b> | <b>FC 06</b> | <b>ET 06</b> |
|------------------------------|--------------|--------------|--------------|--------------|--------------|
| No of meetings               | 37           | 26           | 13           | 21           | 11           |
| No of hours of meetings      | 107          | 47.25        | 13           | 51.91        | 25.96        |
| No of reports tabled         | 1            | 2            | 2            | 1            | 1            |
| Average staff hours per week | 28.77        | 32.88        | 2.18         | 44.76        | 131.5        |

<sup>15</sup> Note that a Government Response is not required for select committee reports under standing orders, but in the case of the two select committees in 2006, standing committee standing orders were adopted and therefore Standing Order 337, (the requirement for a Government Response), was captured.



**APPENDIX 4**  
**TRAVEL STATISTICS 2006 AND**  
**COMPARISON: 2004, 2005, 2006**



## APPENDIX 4

### TRAVEL STATISTICS 2006 AND COMPARISON: 2004, 2005, 2006

---

See page 8 for key to abbreviations.

#### Standing Committee Travel 2006

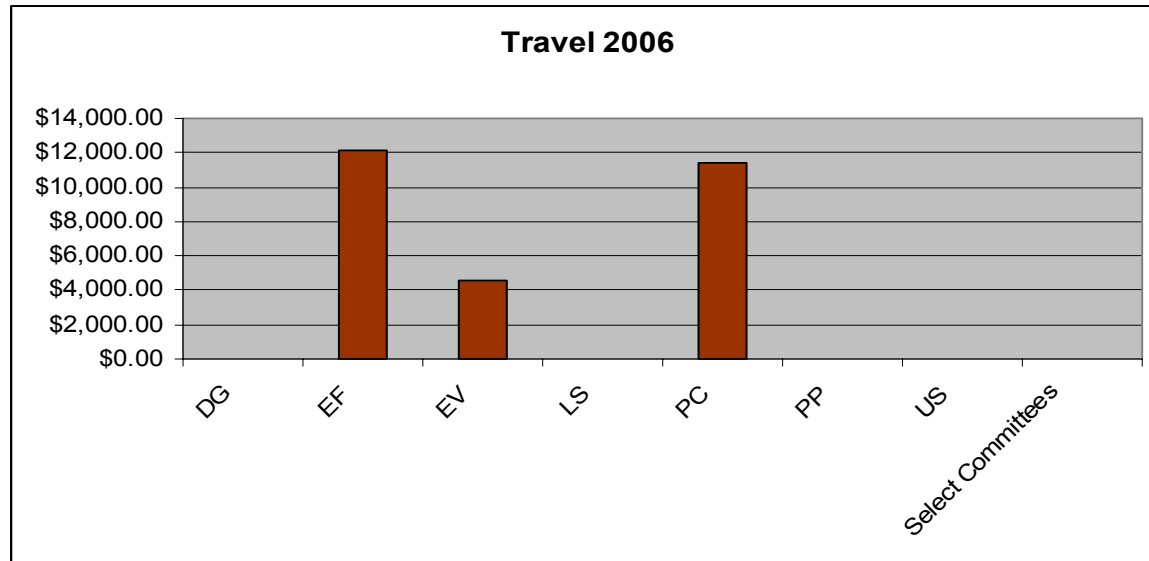
| Travel                               | DG | EF | EV | LS | PC | PP | US | Total | Average |
|--------------------------------------|----|----|----|----|----|----|----|-------|---------|
| No of trips – within Australia       | 0  | 1  | 2  | 0  | 0  | 0  | 0  | 3     | 0.43    |
| No of trips – international          | 0  | 1  | 0  | 0  | 1  | 0  | 0  | 2     | 0.29    |
| No of seminars/conferences organised | 0  | 0  | 0  | 0  | 0  | 0  | 0  | 0     | 0.00    |
| Site visits                          | 0  | 0  | 1  | 1  | 0  | 0  | 0  | 2     | 0.29    |

#### Select Committee Travel 2006

| Travel                               | FC 06 | ET 06 |
|--------------------------------------|-------|-------|
| No of trips – within Australia       | 0     | 0     |
| No of trips – international          | 0     | 0     |
| No of seminars/conferences organised | 0     | 0     |
| Site visits                          | 0     | 0     |

## Travel 2006 - Expenditure

| Committee         | Intrastate      | Interstate        | International      | Total              |
|-------------------|-----------------|-------------------|--------------------|--------------------|
| DG                | \$0.00          | \$0.00            | \$0.00             | \$0.00             |
| EF                | \$0.00          | \$1,254.70        | \$10,862.64        | \$12,117.34        |
| EV                | \$109.74        | \$4,427.33        | \$0.00             | \$4,537.07         |
| LS                | \$0.00          | \$0.00            | \$0.00             | \$0.00             |
| PC                | \$0.00          | \$0.00            | \$11,418.00        | \$11,418.00        |
| PP                | \$0.00          | \$0.00            | \$0.00             | \$0.00             |
| US                | \$0.00          | \$0.00            | \$0.00             | \$0.00             |
| Select Committees | \$0.00          | \$0.00            | \$0.00             | \$0.00             |
| <b>Total</b>      | <b>\$109.74</b> | <b>\$5,682.03</b> | <b>\$22,280.64</b> | <b>\$28,072.41</b> |

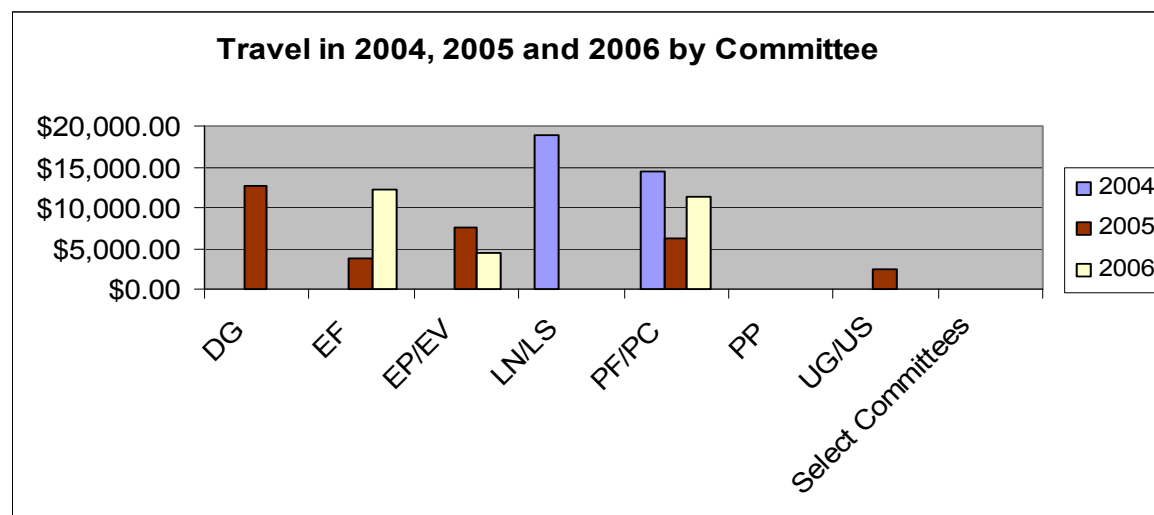




## Comparison of Travel Expenditure - 2004, 2005, 2006

### By Committee

| Committee         | 2004               | 2005               | 2006               |
|-------------------|--------------------|--------------------|--------------------|
| DG                | \$0.00             | \$12,722.00        | \$0.00             |
| EF                | \$0.00             | \$3,722.00         | \$12,117.34        |
| EP/EV             | \$0.00             | \$7,509.00         | \$4,537.07         |
| LN/LS             | \$18,866.00        | \$0.00             | \$0.00             |
| PF/PC             | \$14,412.00        | \$6,278.00         | \$11,418.00        |
| PP                | \$0.00             | \$0.00             | \$0.00             |
| UG/US             | \$0.00             | \$2,496.00         | \$0.00             |
| Select Committees | \$0.00             | \$0.00             | \$0.00             |
| <b>Total</b>      | <b>\$33,278.00</b> | <b>\$32,727.00</b> | <b>\$28,072.41</b> |



**By Destination**

|             | Intrastate         | Interstate         | International      | Total              |
|-------------|--------------------|--------------------|--------------------|--------------------|
| <b>2004</b> | \$14,412.00        | \$18,866.00        | \$0.00             | <b>\$33,278.00</b> |
| <b>2005</b> | \$0.00             | \$32,727.00        | \$0.00             | <b>\$32,727.00</b> |
| <b>2006</b> | \$109.74           | \$5,682.03         | \$22,280.64        | <b>\$28,072.41</b> |
|             | <b>\$14,521.74</b> | <b>\$57,275.03</b> | <b>\$22,280.64</b> | <b>\$94,077.41</b> |

